

A person wearing a blue jacket, blue helmet, and goggles is riding a black and yellow Ski-Doo snowmobile through deep snow in a forest. The snowmobile has "ski-doo" and "SLIMFIT" branding. The rider is wearing gloves with "ski-doo" on them. The background shows snow-covered evergreen trees.

***ski-doo***

## **PRODUCT SPEC BOOK**

**VEHICLES • ACCESSORIES • PARTS • MAINTENANCE  
APPAREL • PLAY AND LICENSING PRODUCTS**

**2023**

# PRODUCT SPEC BOOK

## 2023

### VEHICLE SPECIFICATIONS

- 5 Rotax Engines
- 6 Summit X with Expert Package
- 8 Summit X
- 10 Summit Edge
- 12 Summit SP
- 14 Summit Neo
- 16 Freeride
- 18 Backcountry X-RS
- 20 Backcountry X
- 22 Backcountry
- 24 Backcountry Sport
- 26 Renegade X-RS with Competition Package
- 28 Renegade X-RS
- 30 Renegade X
- 32 Renegade Enduro
- 34 Renegade Adrenaline
- 36 Renegade Sport
- 38 MXZ X-RS
- 40 MXZ Blizzard
- 42 MXZ Sport
- 44 MXZ Neo
- 46 MXZ 120/200
- 48 Grand Touring Limited
- 50 Grand Touring Sport
- 52 Expedition Xtreme
- 54 Expedition SE
- 56 Expedition LE
- 58 Expedition Sport
- 60 Tundra LT
- 62 Tundra Sport
- 64 Skandic SE
- 66 Skandic LE
- 68 Skandic Sport
- 70 Comparative Chart

### ACCESSORIES

- 77 Platform/Accessory Fit Guide
- 78 LinQ Accessories
- 82 Fuel & Oil Caddies
- 82 Storage
- 93 Sleigh, Racks & Holders
- 96 Seats & Backrests
- 100 Windshields & Wind Protection
- 107 Handguards & Handlebar
- 109 Mirrors
- 110 Adjustable Risers & Extension Kits
- 113 LED Lights
- 114 Bumpers, Hitches & Winches
- 122 Protection & Reinforcement
- 126 Toe-Holds, Footrests & Knee Pads
- 128 Suspension & Fox Shock Kits
- 130 Vent Kits & Prefilters
- 132 Cooling & Lubrication
- 133 Electrical & Electronics
- 137 Trailing & Covers
- 140 Garage & Truck Sled Decks

### PARTS

- 143 Traction & Control
- 154 Propulsion
- 156 Electrical

### MAINTENANCE

- 159 Oils & Maintenance Products
- 162 Care Products

### APPAREL

- 165 Sizing chart
- 166 Technology Guide
- 178 Helmets
- 180 Goggles
- 181 Riding Gear Deep Snow
- 185 Riding Gear Trail
- 193 Riding Gear Utility
- 194 Boots and Socks
- 195 TekVests
- 195 Bags
- 196 Base layers
- 197 Sportswear Performance
- 199 Sportswear Premium
- 202 Sportswear Signature
- 205 Headwear
- 207 Kids and Teens
- 210 Play and Licensing products

*THAT **ski-doo** FEELING*

For advertising purposes, some scenes depicted in this brochure include professional riders and racers executing maneuvers or performances under ideal and/or controlled conditions. Do not attempt any of these or any other risky maneuvers if they're beyond your level of riding ability, as well as your understanding and respect for the performance of your snowmobile. Always ride responsibly and safely. Always observe applicable local laws and regulations. Always wear the appropriate protective clothing, including a helmet. And remember, if you're going to drink, please don't ride. Because of its ongoing commitment to product quality and innovation, Bombardier Recreational Products Inc. (BRP) reserves the right, at any time, to discontinue or change specifications, prices, designs, features, models or equipment without incurring any obligation. Some models depicted herein may include optional equipment. Prices are based on Manufacturer Suggested Retail Prices. Dealer may sell for a different price. Taxes are not included. BRP is a proud member of the SSCC (Snowmobiling Safety Certification Committee), Machine Safety Standard, Operator Safety Training, Safe Trails, ISMA (International Snowmobile Manufacturers Association), National Snowmobile Foundation and Tread Lightly! Inc. By being a member of these important snowmobiling associations, we recognize and support their efforts in sharing the responsibility in promoting the growth of our sport. Isolfil is a registered trademark of Yarns and Threads For Textile. mcFIT is registered trademark of MCTECH Corporation. PrimaLoft Gold, PrimaLoft Silver and PrimaLoft Black are registered trademarks of Albany International Corp. Sympatex is a registered trademark of Sympatex Technologies GmbH. Dri-Lex is a registered trademark of Faytex Corp. Vespel, Teflon HT and Kevlar are trademarks of E. I. DuPont de Nemours & Co. Thermolite and Cordura are registered trademarks of INVISTA for durable fabrics. Thermocool is a registered trademark of ADVANSA. Velcro is a registered trademark of Velcro Industries. Scott is a trademark of Scott Sports SA. M-FORGE® Composite is a patented and registered trademark of MAT GROUP™. TekVest is a registered trademark of Tekrider. Fidlock is a registered trademark of Fidlock GmbH. clim8® is a trademark of clim8 SAS and is registered in the US and other countries. Terra is a trademark of Superwinch LLC. Bluetooth is a registered trademark of Bluetooth SIG, Inc. Warn is a registered trademark of Warn Industries Inc. GTX is a trademark of Castrol Limited used under license. Montana and Zumo are registered trademarks of Garmin Ltd. NGK is a registered trademark of NGK Spark Plugs, Ltd. Extender Trail III, Trail Blazer IV, Executive, Flat-top and Dooly are trademarks and registered trademarks of Woody's International Engineering and Manufacturing, Inc. RipSaw, RipSaw Lite, ICE Ripper, ICE Ripper XT, ICE Attak and Powder Max are trademarks of Camoplast Inc. Lexan is a registered trademark of SABIC Innovative Plastics. Superclamp II is a trademark of Bowdriks Industries. FOX is a registered trademark of Fox Racing Canada. Kolpin and Impact are registered trademarks of Kolpin Powersports Inc. Yuasa is a registered trademark of YUASA Batteries Inc. Schumacher® and the Schumacher logo are registered trademarks of Schumacher Electric Corporation. Depending on location, products are distributed by BRP US Inc., Bombardier Recreational Products Inc., BRP European Distribution SA, BRP Finland Oy, BRP Australia Pty Ltd. or Bombardier Recreational Products Motores da Amazonia Ltda. In the U.S.A., products are distributed by BRP US Inc. In Canada, products are distributed by Bombardier Recreational Products Inc. ®/TM and the BRP logo are trademarks and registered of Bombardier Recreational Products Inc. or its affiliates. All other company and/or product names are trademarks or registered trademarks of their respective holders. © 2022 BRP. All rights reserved. Printed in Canada.





# VEHICLE SPECIFICATIONS

// VEHICLE SPECIFICATIONS

5	ROTAX ENGINES	38	MXZ X-RS
6	SUMMIT X WITH EXPERT PACKAGE	40	MXZ BLIZZARD
8	SUMMIT X	42	MXZ SPORT
10	SUMMIT EDGE	44	MXZ NEO
12	SUMMIT SP	46	MXZ <b>120/200</b>
14	SUMMIT NEO	48	GRAND TOURING LIMITED
16	FREERIDE	50	GRAND TOURING SPORT
18	BACKCOUNTRY X-RS	52	EXPEDITION XTREME
20	BACKCOUNTRY X	54	EXPEDITION SE
22	BACKCOUNTRY	56	EXPEDITION LE
24	BACKCOUNTRY SPORT	58	EXPEDITION SPORT
26	RENEGADE X-RS WITH COMPETITION PACKAGE	60	TUNDRA LT
28	RENEGADE X-RS	62	TUNDRA SPORT
30	RENEGADE X	64	SKANDIC SE
32	RENEGADE ENDURO	66	SKANDIC LE
34	RENEGADE ADRENALINE	68	SKANDIC SPORT
36	RENEGADE SPORT	70	COMPARATIVE CHART



# ROTAX® ENGINES

## ROTAX 2-STROKE ENGINES

Heart-thumping power, lightweight design, proven reliability – E-TEC direct-injection engine technology delivers the most sought-after attributes in the snowmobile industry.

Our lineup of 2-stroke engines now includes the brand-new 600 EFI (Electronic Fuel Injection) engine. Reliable, affordable and easy to use, it's an entry-level engine that far exceeds what you thought an entry-level engine had to be.

With the E-TEC engine lineup you also get:

- Industry-leading fuel economy<sup>2</sup>
- Excellent oil economy
- Virtually no smoke or smell
- Light, linear throttle pull
- Automatic summerization process

### NEW 850 E-TEC TURBO R

- 180 hp up to 8,000 ft<sup>1</sup>
- World's most powerful factory-built 2-stroke turbo

### 850 E-TEC

- 165 horsepower<sup>1</sup>
- Up to 19 mpg (12.3 L/100 km)<sup>2</sup>

### 600R E-TEC

- 125 horsepower<sup>1</sup>
- Up to 21 mpg (11.3 L/100 km)<sup>2</sup>

### 600 EFI

- 85 horsepower<sup>1</sup>
- Up to 18 mpg (13.3 L/100 km)<sup>2</sup>

E-TEC engines are the best-selling 2-stroke engines in snowmobiling.<sup>4</sup>

## ROTAX ACE™ 4-STROKE ENGINES

With the Advanced Combustion Efficiency (ACE) family of engines, BRP engineers optimized the combustion system, reduced mechanical friction, and freed intake and exhaust breathing. The result is the most efficient engine in snowmobiling. Not only are they efficient, they're a pleasure to operate and own. Very little maintenance is required; they run smoothly and produce a nice, solid – yet quiet – sound.

### 900 ACE TURBO R

- Rotax-designed turbocharger
- 180 horsepower<sup>1</sup>
- Cable-activated throttle with reconfigured iTC

### 900 ACE TURBO - 150 WITH iTC

- 150 horsepower<sup>1</sup>
- Up to 19.4 mpg (12.1 L/100 km)<sup>3</sup>

### 900 ACE TURBO - 130 WITH iTC

- Rotax-designed turbocharger
- 130 horsepower<sup>1</sup>

### 900 ACE WITH iTC

- 3 cylinders
- 95 horsepower<sup>1</sup>
- Up to 21.8 mpg (10.8 L/100 km)<sup>3</sup>

### 600 ACE WITH iTC

- 2 cylinders
- 62 horsepower<sup>1</sup>
- Up to 29 mpg (8 L/100 km) – the most fuel-efficient in the entire industry<sup>3</sup>

ACE engines are the best-selling 4-stroke engines in snowmobiling.<sup>4</sup>



## INTELLIGENT THROTTLE CONTROL

Standard on the ACE engines, the iTC™ system delivers a whole different snowmobiling experience.

- **Driving Modes:** A button on the console enables you to select one of three driving modes. Standard mode ensures a smooth start and linear acceleration; Sport enables full performance and quicker acceleration; ECO® limits top speed and acceleration rates for a more relaxed, fuel-conserving ride.
- **Finger Throttle:** The throttle block can be rotated forward for use as a finger throttle, if preferred. Great for changing hand positions on a long ride and for more control through bumps.

<sup>1</sup> Observed metric horsepower based on internal dyno test performed in optimal conditions.

<sup>2</sup> Data based on internal engineering trail testing.

<sup>3</sup> Data based on internal engineering trail testing in ECO mode.

<sup>4</sup> Based on retail sale results as of December 31, 2019.



Experience the advantage of XPS. Oil and care products engineered to extend the life of your ride, tested in the world's harshest conditions, and designed to optimize your vehicle's performance. Learn more at [XPSlubricants.com](http://XPSlubricants.com)

# SUMMIT® X® WITH EXPERT PACKAGE

The ultimate deep-snow sled with features sharpened for technical terrain riding.

## // WHAT'S NEW

- REV® Gen5 platform
- Rotax® 850 E-TEC® Turbo R engine available
- tMotion™ XT rear suspension with rigid rear arm
- Premium LED headlights
- PowderMax® X-Light 3 in. with full-width rods
- Narrower running boards and bodywork
- 10.25 in. color touchscreen display with BRP Connect available
- Adjustable limiter strap with more range
- Adjustable brake lever
- Pilot™ DS 4 skis



SUMMIT X WITH EXPERT PACKAGE  
154 850 E-TEC TURBO R SHOWN

SUMMIT X WITH EXPERT PACKAGE  
165 850 E-TEC TURBO R SHOWN

## // PACKAGE HIGHLIGHTS

- Rotax 850 E-TEC engine available
- Premium shock package with stiffer calibration
- Short tunnel with lightweight snowflap
- RAS™ 3 front suspension with 34 in. ski stance
- E-TEC SHOT™ starter standard
- Full-length extruded profile running boards with large openings
- Flexible handguards
- Short riser block (120 mm/4.7 in.)
- Sea-level calibration available on select configurations
- Ultra compact and lightweight deep-snow seat
- Belt monitoring system
- Brake reservoir protector

### ROTAX ENGINE

	850 E-TEC TURBO R	850 E-TEC
Engine details	Liquid-cooled, two-stroke, turbocharged, eRAVE™	Liquid-cooled, two-stroke, eRAVE
Horsepower	180 up to 8,000 ft.	165
Cylinders – Displacement	2 – 849 cc	2 – 849 cc
Bore – Stroke (mm)	82 – 80.4	82 – 80.4
Carburation	E-TEC direct injection with additional booster injectors	E-TEC direct injection with additional booster injectors
Fuel type – Octane	Premium unleaded – 91	Premium unleaded – 91
Fuel tank (L/US gal)	36/9.5	36/9.5
Oil tank capacity (L/qt)	3.4/3.6	3.4/3.6

### POWERTRAIN

Drive clutch	pDrive™ with clickers	pDrive with clickers
Driven clutch	QRS Vent Plus	QRS Vent Plus
Drive sprocket pitch	89 mm/3.5 in.	89 mm/3.5 in.

### DRY WEIGHT

Dry weight	449 lb [154 in.]	430 lb [154 in.]
	456 lb [165 in.]	437 lb [165 in.]
	462 lb [175 in.]	

### DIMENSIONS

Overall vehicle length	3,188 mm/125.5 in. [154 in.] 3,299 mm/129.9 in. [165 in.] 3,454 mm/136 in. [175 in.]
Overall vehicle width	1,080 to 1,110 mm/42.5 to 43.7 in.
Overall vehicle height	1,306 mm/51.4 in.
Ski stance	864 mm/34 in. adjustable
Track (Length x Width x Profile)	PowderMax X-Light: 154 x 16 x 3.0 in. 165 x 16 x 3.0 in. 175 x 16 x 3.0 in. [850 E-TEC Turbo R only]

### COLOR

Platinum Silver / Manta Green (painted)	
Timeless Black (painted)	

### SUSPENSION

Front suspension	RAS 3
Front shock	HPG® Plus with lightweight springs
Front suspension travel	207 mm/8.2 in.
Rear suspension	tMotion XT
Center shock	HPG Plus with lightweight spring
Rear shock	KYB® Pro 36 EA-3
Rear suspension travel	264 mm/10.4 in.

### FEATURES

Platform	REV Gen5
Skis	Pilot DS 4
Seating	Deep-snow ultra-compact and lightweight
Handlebar	Tapered with J-hooks/Grab handle
Riser block height	120 mm/4.7 in.
Starter	SHOT
Reverse	RER™
Brake system	Brembo® with adj. lever
Heated throttle lever/grips	Standard
Gauge type	4.5 in. digital
	10.25 in. touchscreen (opt.)
Windshield	Optional
Runner – Carbide	Square 3/8 in. – 4 in.
Bumpers (front/rear)	Std/Std



## // FEATURE HIGHLIGHTS

**1 REV Gen5 deep-snow platform**

Lighter, narrower and more refined for improved technical riding and a next-level experience that's all about spending unforgettable days in the deep stuff.

**2 Rotax 850 E-TEC Turbo R engine**

The most powerful factory-built 2-stroke turbocharged engine in snowmobiling. Its instant response cranks out a full 180 HP up to 8,000 feet of elevation. Sophisticated design keeps weight down and integrates flawlessly with the REV Gen5 chassis for maximum agility. Factory install ensures peace of mind and incredible reliability.

**3 PowderMax X-Light with full-width rods**

This lighter, redesigned track unique to the Expert package, has a stiffer edge that complements the tMotion XT for more rigidity in the rear skid.



SUMMIT X WITH EXPERT PACKAGE  
165 850 E-TEC TURBO R SHOWN

**4 tMotion™ XT with rigid rear arm**

In addition to 3 lbs of weight savings and increased capacity, the tMotion XT dons a locked rear arm for more rigidity in technical maneuvers.

**5 10.25 in. color touchscreen display with BRP Connect**

A high-resolution infotainment system that puts an interactive, informative and customizable experience that's both seamless and simple, right at your fingertips.

**6 E-TEC SHOT starter**

Push-button start with almost no added weight. Uses energy stored in the lightweight ultracapacitor to turn the magneto and with E-TEC technology, start the engine.

# SUMMIT® X®

Longer climbs, tighter tree lines  
and deeper powder.

## // WHAT'S NEW

- REV® Gen5 platform
- Rotax® 850 E-TEC® Turbo R engine available
- tMotion™ X rear suspension
- Premium LED headlights
- PowderMax® X-Light 3 in. with FlexEdge® available
- Narrower running boards and body work
- 10.25 in. color touchscreen display with BRP Connect available
- RAS™ 3 front suspension with 34 in. ski stance



SUMMIT X  
154 850 E-TEC SHOWN

SUMMIT X  
165 850 E-TEC TURBO R SHOWN

## // PACKAGE HIGHLIGHTS

- Rotax 850 E-TEC engine available
- Short tunnel with lightweight snowflap
- E-TEC SHOT™ starter available
- Full-length extruded profile running boards with large openings
- Low handlebar strap
- Sea-level calibration available on select configurations
- Compact and lightweight deep-snow seat
- Pilot DS 3 skis
- Belt monitoring system

### ROTAX ENGINE

	850 E-TEC TURBO R	850 E-TEC
Engine details	Liquid-cooled, two-stroke, turbocharged, eRAVE™	Liquid-cooled, two-stroke, eRAVE
Horsepower	180 up to 8,000 ft.	165
Cylinders – Displacement	2 – 849 cc	2 – 849 cc
Bore – Stroke (mm)	82 – 80.4	82 – 80.4
Carburation	E-TEC direct injection with additional booster injectors	E-TEC direct injection with additional booster injectors
Fuel type – Octane	Premium unleaded – 91	Premium unleaded – 91
Fuel tank (L/US gal)	36/9.5	36/9.5
Oil tank capacity (L/qt)	3.4/3.6	3.4/3.6

### POWERTRAIN

Drive clutch	pDrive™ with clickers	pDrive with clickers
Driven clutch	QRS Vent Plus	QRS Vent Plus
Drive sprocket pitch	89 mm/3.5 in.	89 mm/3.5 in.

### DRY WEIGHT

Dry weight	448 lb [154 in.]	429 lb [154 in.]
	454 lb [165 in.]	436 lb [165 in.]

### DIMENSIONS

Overall vehicle length	3,188 mm/125.5 in. [154 in.]
	3,299 mm/129.9 in. [165 in.]
Overall vehicle width	1,080 to 1,110 mm/42.5 to 43.7 in.
Overall vehicle height	1,395 mm/54.9 in.
Ski stance	864 mm/34 in. adjustable
Track	PowderMax Light with FlexEdge:
(Length x Width x Profile)	154 x 16 x 2.5 in.
	165 x 16 x 2.5 in. (sea-level opt. only)
	PowderMax X-Light with FlexEdge:
	154 x 16 x 3.0 in.
	165 x 16 x 3.0 in.

### COLOR

Catalyst Grey / Spartan Red	
Timeless Black (painted)	

### SUSPENSION

Front suspension	RAS 3
Front shock	HPG® Plus with lightweight springs
Front suspension travel	207 mm/8.2 in.
Rear suspension	tMotion X
Center shock	HPG Plus with lightweight spring
Rear shock	HPG Plus
Rear suspension travel	264 mm/10.4 in.

### FEATURES

Platform	REV Gen5
Skis	Pilot DS 3
Seating	Deep-snow compact and lightweight
Handlebar	Tapered with J-hooks/Grab handle
Riser block height	165 mm/6.5 in.
Starter	SHOT, Electric (opt. select models), Manual (opt. select models)
Reverse	RER™
Brake system	Brembo®
Heated throttle lever/grips	Standard
Gauge type	4.5 in. digital
	10.25 in. touchscreen (opt.)
Windshield	Optional
Runner – Carbide	Square 3/8 in. – 4 in.
Bumpers (front/rear)	Std/Std



## // FEATURE HIGHLIGHTS

**1 REV Gen5 deep-snow platform**

Lighter, narrower and more refined for improved technical riding and a next-level experience that's all about spending unforgettable days in the deep stuff.

**2 Rotax 850 E-TEC Turbo R engine**

The most powerful factory-built 2-stroke turbocharged engine in snowmobiling. Its instant response cranks out a full 180 HP up to 8,000 feet of elevation. Sophisticated design keeps weight down and integrates flawlessly with the REV Gen5 chassis for maximum agility. Factory install ensures peace of mind and incredible reliability.

**3 HPG Plus shock package**

Highest quality KYB® lightweight high-pressure gas shocks front and rear. Rebuildable and revalvable.



**SUMMIT X**  
165 850 E-TEC TURBO R SHOWN

**4 Improved profile running boards**

Front-to-back extruded grid-style board allowing snow to pass through easily, preventing washout and trenching, plus clears footrests for grip. Flatter foot position for comfort and control.

**5 10.25 in. color touchscreen display with BRP Connect**

A high-resolution infotainment system that puts an interactive, informative and customizable experience that's both seamless and simple, right at your fingertips.

**6 E-TEC SHOT starter**

Push-button start with almost no added weight. Uses energy stored in the lightweight ultracapacitor to turn the magneto and with E-TEC technology, start the engine.

# SUMMIT® EDGE®

This high-end in-season package is loaded with proven technical features.

## // WHAT'S NEW

- REV® Gen5 platform
- tMotion™ X rear suspension
- Premium LED headlights
- PowderMax<sup>1</sup> X-Light 3 in. with FlexEdge<sup>1</sup> available
- Narrower running boards and body work

## // PACKAGE HIGHLIGHTS

- Rotax® 850 E-TEC® engine
- High-quality HPG<sup>1</sup> shock package
- RAS™ 3 front suspension with lightweight ski spindle and revised ski stopper
- E-TEC SHOT™ starter standard
- Deep-snow running boards with large openings
- Compact and lightweight deep-snow seat
- Pilot™ DS 3 skis
- Belt monitoring system



SUMMIT EDGE  
165 850 E-TEC SHOWN



SUMMIT EDGE  
165 850 E-TEC SHOWN

### ROTAX ENGINE

	850 E-TEC
Engine details	Liquid-cooled, two-stroke, eRAVE™
Horsepower	165
Cylinders – Displacement	2 – 849 cc
Bore – Stroke (mm)	82 – 80.4
Carburation	E-TEC direct injection with additional booster injectors
Fuel type – Octane	Premium unleaded – 91
Fuel tank (L/US gal)	36/9.5
Oil tank capacity (L/qt)	3.4/3.6

### POWERTRAIN

Drive clutch	pDrive™ with clickers
Driven clutch	QRS Vent Plus
Drive sprocket pitch	89 mm/3.5 in.

### DRY WEIGHT

Dry weight	445 lb [154 in.]
	448 lb [165 in.]
	454 lb [175 in.]

### DIMENSIONS

Overall vehicle length	3,188 mm/125.5 in. [154 in.]
	3,299 mm/129.9 in. [165 in.]
	3,454 mm/136 in. [175 in.]
Overall vehicle width	1,080 to 1,110 mm/42.5 to 43.7 in.
Overall vehicle height	1,395 mm/54.9 in.
Ski stance	930 mm/36 in. adjustable
Track	PowderMax Light with FlexEdge:
(Length x Width x Profile)	154 x 16 x 2.5 in.
	PowderMax X-Light with FlexEdge:
	154 x 16 x 3.0 in.
	165 x 16 x 3.0 in.
	175 x 16 x 3.0 in.

### COLOR

Catalyst Grey / Neo Yellow	
Timeless Black (painted)	

### SUSPENSION

Front suspension	RAS 3
Front shock	HPG
Front suspension travel	215 mm/8.5 in.
Rear suspension	tMotion
Center shock	HPG
Rear shock	HPG
Rear suspension travel	264 mm/10.4 in.

### FEATURES


Platform	REV Gen5
Skis	Pilot DS 3
Seating	Deep-snow compact and lightweight
Handlebar	Tapered U-shaped aluminum with J-hooks/Low grab handle
Riser block height	165 mm/6.5 in.
Starter	SHOT
Reverse	REVERSE™
Brake system	Brembo <sup>1</sup>
Heated throttle lever/grips	Standard
Gauge type	4.5 in. digital
Windshield	Optional
Runner – Carbide	Square 3/8 in. – 4 in.
Bumpers (front/rear)	Std/Std



## // FEATURE HIGHLIGHTS

**1 REV Gen5 deep-snow platform**


Lighter, narrower and more refined for improved technical riding and a next-level experience that's all about spending unforgettable days in the deep stuff.

**2 Rotax 850 E-TEC engine**

Incredible power and unmatched dynamic response with exclusive E-TEC direct-injection technology. Exceptional, proven durability and excellent fuel and oil economy.

**3 Short tunnel**

Shorter tunnel length without snowflap for greater deep-snow capabilities with more clearance and lighter overall weight. Standard rear fender with LinQ-ready attachment points.



SUMMIT ED6E  
165 850 E-TEC SHOWN

**4 High-quality HPG shock package**

Extremely capable high-pressure gas shocks by KYB.<sup>1</sup>

**5 tMotion X rear suspension**

With 90% new parts, this complete redesign increases capacity and reduces weight by 2.5 lbs.

**6 E-TEC SHOT starter**

Push-button start with almost no added weight. Uses energy stored in the lightweight ultracapacitor to turn the magneto and with E-TEC technology, start the engine.

# SUMMIT® SP®

An excellent deep-snow machine for any rider.



SUMMIT SP  
165 850 E-TEC SHOWN

## // WHAT'S NEW

- REV® Gen5 platform
- tMotion™ X rear suspension
- LED headlights
- PowderMax® X-Light 3 in. with FlexEdge® available
- Narrower running boards and body work



SUMMIT SP  
165 850 E-TEC SHOWN

## // PACKAGE HIGHLIGHTS

- Rotax® 850 E-TEC® engine
- High-quality HPG® shock package
- RAS™ 3 front suspension with lightweight ski spindle and revised ski stopper
- E-TEC SHOT™ starter available
- Deep-snow running boards with large openings
- Glove box with 3.5 L of storage
- Low handlebar strap
- Pilot™ DS 3 skis
- Belt monitoring system

### ROTAX ENGINE

	850 E-TEC
Engine details	Liquid-cooled, two-stroke, eRAVE™
Horsepower	165
Cylinders – Displacement	2 – 849 cc
Bore – Stroke (mm)	82 – 80.4
Carburation	E-TEC direct injection with additional booster injectors
Fuel type – Octane	Premium unleaded – 91
Fuel tank (L/US gal)	36/9.5
Oil tank capacity (L/qt)	3.4/3.6

### POWERTRAIN

Drive clutch	pDrive™ with clickers
Driven clutch	QRS Vent Plus
Drive sprocket pitch	73 mm/2.86 in. [146 in.] 89 mm/3.5 in. [154 – 165 in.]

### DRY WEIGHT

Dry weight	447 lb [146 in.] 443 lb [154 in.] 447 lb [165 in.]
------------	----------------------------------------------------------

### DIMENSIONS

Overall vehicle length	3,208 mm/122.4 in. [146 in.] 3,318 mm/130.6 in. [154 in.] 3,451 mm/135.9 in. [165 in.]
Overall vehicle width	1,080 to 1,110 mm/42.5 to 43.7 in.
Overall vehicle height	1,395 mm/54.9 in.
Ski stance	930 mm/36 in. adjustable
Track (Length x Width x Profile)	PowderMax II with FlexEdge: 146 x 16 x 2.5 in. PowderMax Light with FlexEdge: 154 x 16 x 2.5 in. 165 x 16 x 2.5 in. PowderMax X-Light with FlexEdge: 154 x 16 x 3.0 in. 165 x 16 x 3.0 in.

### COLOR

Catalyst Grey / Neo Yellow	
Timeless Black (painted)	

### SUSPENSION

Front suspension	RAS 3
Front shock	HPG
Front suspension travel	215 mm/8.5 in.
Rear suspension	tMotion X
Center shock	HPG
Rear shock	HPG
Rear suspension travel	264 mm/10.4 in.

### FEATURES

Platform	REV Gen5
Skis	Pilot DS 3
Seating	Deep-snow
Handlebar	Tapered with J-hooks/Grab handle
Riser block height	165 mm/6.5 in.
Starter	Electric, SHOT (opt.), Manual (opt. select models)
Reverse	RER™
Brake system	Brembo®
Heated throttle lever/grips	Standard
Gauge type	4.5 in. digital
Windshield	Optional
Runner – Carbide	Square 3/8 in. – 4 in.
Bumpers (front/rear)	Std/Std



## // FEATURE HIGHLIGHTS

**1 REV Gen5 deep snow platform**

Lighter, narrower and more refined for improved technical riding and a next-level experience that's all about spending unforgettable days in the deep stuff.

**2 PowderMax X-Light with FlexEdge Track**

Refreshed with a new lug pattern and optimized to trim weight, this new track brings faster track speeds and better traction.

**3 Lightweight ski spindle**

Lightweight alloy spindle with revised geometry and new ski stopper to reduce ski drag for more predictable handling and a confidence-inspiring ride in technical sidehills and rough terrain.



SUMMIT SP  
165 850 E-TEC SHOWN

**4 High-quality HPG shock package**

Extremely capable high-pressure gas shocks by KYB.<sup>1</sup>

**5 tMotion X rear suspension**

With 90% new parts, this complete redesign increases capacity and reduces weight by 2.5 lbs.

**6 E-TEC SHOT starter**

Push-button start with almost no added weight. Uses energy stored in the lightweight ultracapacitor to turn the magneto and with E-TEC technology, start the engine.

# SUMMIT® NEO®

A brand new sled with compact ergonomics that gives riders of any age a less intimidating experience with a full-size fun factor.

## // PACKAGE HIGHLIGHTS

- REV® Gen4 platform
- Compact ergonomics
- Rotax 600 EFI – 40 engine
- RAS™ 3 front suspension
- Neo rear suspension
- Motion control shocks
- 146 x 14 x 1.6 Cobra<sup>1</sup> with FlexEdge<sup>1</sup> track
- Pilot™ DS 2 skis
- Electric start
- RER™ reverse
- pDrive™ clutch

## // NEO+ PACKAGE

- Rotax® 600 EFI – 55 engine
- HPG<sup>1</sup> Front shocks
- 146 x 15 x 1.75 Hurricane<sup>1</sup> with FlexEdge track
- Low mountain strap
- Handguards



SUMMIT NEO SHOWN



SUMMIT NEO+ SHOWN

ROTAX ENGINE	600 EFI – 55	600 EFI – 40
Engine details	Liquid-cooled, two-stroke	Liquid-cooled, two-stroke
Horsepower	55	40
Cylinders – Displacement	2 – 599.4 cc	2 – 599.4 cc
Bore – Stroke (mm)	72.3 – 73	72.3 – 73
Carburation	EFI	EFI
Fuel type – Octane	Regular unleaded – 87	Regular unleaded – 87
Fuel tank (L/US gal)	36/9.5	36/9.5
Oil tank capacity (L/qt)	3.4/3.6	3.4/3.6

POWERTRAIN		
Drive clutch	pDrive	pDrive
Driven clutch	QRS Lite	QRS Lite
Drive sprocket pitch	73 mm/2.86 in.	73 mm/2.86 in.

DRY WEIGHT		
Dry weight	430 lb (Neo+)	419 lb (Neo)

DIMENSIONS		
Overall vehicle length	3,174 mm/125 in.	
Overall vehicle width	1,080 to 1,110 mm/42.5 to 43.7 in.	
Overall vehicle height	1,095 mm/43 in.	
Ski stance	864 mm/34 in. adjustable	
Track	Cobra with FlexEdge (Neo):	
(Length x Width x Profile)	146 x 14 x 1.35 in.	
	Hurricane with FlexEdge (Neo+):	
	146 x 15 x 1.75 in.	

COLOR	
Neo Yellow / Catalyst Grey (Neo)	
Neo Yellow / Black (Neo+)	

SUSPENSION	
Front suspension	RAS 3
Front shock	Motion Control (Neo)/HPG (Neo+)
Front suspension travel	196 mm/7.7 in.
Rear suspension	Neo
Center shock	Torsion spring
Rear shock	Motion Control
Rear suspension travel	220 mm/8.7 in.

FEATURES	
Platform	REV Gen4
Skis	Pilot DS 2
Seating	Deep-snow compact and lightweight
Handlebar	Narrow standard with J-hooks Grab handle (Neo+)
Riser block height	120 mm/4.7 in.
Starter	Electric
Reverse	RER
Brake system	Brembo <sup>1</sup>
Heated throttle lever/grips	Standard
Gauge type	4.5 in. digital
Windshield	Optional
Runner – Carbide	Square 3/8 in. (optional)
Bumpers (front/rear)	Std/Std



## // FEATURE HIGHLIGHTS



SUMMIT NEO+ SHOWN

**1 REV Gen4 Neo off-trail platform**

Built to go just about anywhere and loaded with mountain-inspired features for traction and floatability. The new Summit Neo re-imagines the REV Gen4 platform with a compact feel and delivers insane value to riders of any experience level.

**2 Compact Ergonomics**

Makes the vehicle easier to control and less intimidating. Includes lower vehicle height, smaller seat, lower handlebars, narrow handlebar grips and a shorter displacement throttle lever.

**3 600 EFI – 40 & 55 engines**

Plenty of horsepower kick for a variety of experience levels and a truly high degree of reliability and ease of use with this electronic fuel injection two-stroke. Standard with electric start.

# FREERIDE™

Live large, live free  
and go big.

## // WHAT'S NEW

- REV® Gen5 platform
- Rotax® 850 E-TEC® Turbo R engine available
- tMotion™ X rear suspension
- Premium LED headlights
- PowderMax® X-Light 3 in. with FlexEdge® available
- Narrower running boards and body work
- 10.25" color touchscreen display with BRP Connect available
- Adjustable brake lever



**FREERIDE 165  
850 E-TEC TURBO R SHOWN**

## // PACKAGE HIGHLIGHTS

- Rotax 850 E-TEC engine available
- High-performance KYB® Pro shock package with lightweight springs
- Short tunnel with lightweight snowflap
- RAS™ 3 front suspension with lightweight ski spindle and revised ski stopper
- E-TEC SHOT™ starter standard
- Full-length extruded profile running boards with large openings
- Sway bar quick-disconnect
- Low handlebar strap
- Sea-level calibration available on select configurations
- Compact and lightweight deep-snow seat
- Pilot™ DS 3 skis
- Belt monitoring system

### ROTAX ENGINE

	850 E-TEC TURBO R	850 E-TEC
Engine details	Liquid-cooled, two-stroke, turbocharged, eRAVE™	Liquid-cooled, two-stroke, eRAVE
Horsepower	180 up to 8,000 ft.	165
Cylinders – Displacement	2 – 849 cc	2 – 849 cc
Bore – Stroke (mm)	82 – 80.4	72.3 – 73
Carburation	E-TEC direct injection with additional booster injectors	E-TEC direct injection with additional booster injectors
Fuel type – Octane	Premium unleaded – 91	Premium unleaded – 91
Fuel tank (L/US gal)	36/9.5	36/9.5
Oil tank capacity (L/qt)	3.4/3.6	3.4/3.6

### POWERTRAIN

Drive clutch	pDrive™ with clickers	pDrive with clickers
Driven clutch	QRS Vent Plus	QRS Vent Plus
Drive sprocket pitch	89 mm/3.5 in.	73 mm/2.86 in. (146 in.) 89 mm/3.5 in. (154–165 in.)

### DRY WEIGHT

Dry weight	461 lb (154 in.) 466 lb (165 in.)	447 lb (146 in.) 442 lb (154 in.) 446 lb (165 in.)
------------	--------------------------------------	----------------------------------------------------------

### DIMENSIONS

Overall vehicle length	3,058 mm/120.4 in. (146 in.) 3,188 mm/125.5 in. (154 in.) 3,299 mm/129.9 in. (165 in.)
Overall vehicle width	1,080 to 1,110 mm/42.5 to 43.7 in.
Overall vehicle height	1,395 mm/54.9 in.
Ski stance	930 mm/36 in. adjustable
Track	PowderMax II with FlexEdge: 146 x 16 x 2.5 in.
(Length x Width x Profile)	PowderMax Light with FlexEdge: 154 x 16 x 2.5 in. 165 x 16 x 2.5 in. (sea-level opt. only) PowderMax X-Light with FlexEdge: 154 x 16 x 3.0 in. 165 x 16 x 3.0 in.

### COLOR

Timeless Black / Spartan Red (painted)

### SUSPENSION

Front suspension	RAS 3
Front shock	KYB Pro 36 EA-3 w/ lightweight springs
Front suspension travel	215 mm/8.5 in.
Rear suspension	tMotion X
Center shock	KYB Pro 40 EA-3 w/ lightweight spring
Rear shock	KYB Pro 40 EA-3
Rear suspension travel	264 mm/10.4 in.

### FEATURES

Platform	REV Gen5
Skis	Pilot DS 3
Seating	Deep-snow compact and lightweight
Handlebar	Tapered U-shaped aluminum with J-hooks/Low grab handle
Riser block height	165 mm/6.5 in.
Starter	850 E-TEC: SHOT, Electric (opt. Select models) 850 E-TEC Turbo R: SHOT
Reverse	RER™
Brake system	Brembo®
Heated throttle lever/grips	Standard
Gauge type	4.5 in. digital 10.25 in. touchscreen (opt.)
Windshield	Optional
Runner – Carbide	Square 3/8 in. – 4 in.
Bumpers (front/rear)	Std/Std



## // FEATURE HIGHLIGHTS

**1 REV Gen5 deep snow platform**

Lighter, narrower and more refined for improved technical riding and a next-level experience that's all about spending unforgettable days in the deep stuff.

**2 Rotax 850 E-TEC Turbo R engine**

The first-ever factory-built 2-stroke turbocharged engine in any industry. It boasts instant response and a full 180 HP up to 8,000 feet of elevation. Sophisticated design integrates flawlessly with the REV Gen4 platform for maximum agility. Factory installation ensures peace of mind and incredible reliability.

**3 tMotion™ X rear suspension with reinforced rails**

With 90% new parts, this complete redesign increases capacity and reduces weight by 2.5 lbs. Reinforced rails ensure maximum durability in those big drops and jumps.



FREEIDE 165  
850 E-TEC TURBO R SHOWN

**4 High-performance KYB Pro shock package with lightweight springs**

Lightweight, extreme-capability, extreme-durability shocks for control in the toughest conditions. Easy adjust-equipped for dialed-in compression.

**5 10.25 in. color touchscreen display with BRP Connect**

A high-resolution infotainment system that puts an interactive, informative and customizable experience that's both seamless and simple, right at your fingertips.

**6 E-TEC SHOT starter**

Push-button start with almost no added weight. Uses energy stored in the lightweight ultracapacitor to turn the magneto and with E-TEC technology, starts the engine.

# BACKCOUNTRY™ X-RS®

The most aggressive crossover vehicle with snocross attitude and go-anywhere capability.



BACKCOUNTRY X-RS  
154 850 E-TEC SHOWN



BACKCOUNTRY X-RS  
154 850 E-TEC SHOWN

## // PACKAGE HIGHLIGHTS

- Rotax® 850 E-TEC® engine
- High-performance KYB® Pro shock package
- 7.8 in. wide LCD display with BRP Connect available
- RAS™ X front suspension
- cMotion™ rear suspension
- E-TEC SHOT™ starter available
- RS running boards
- Glove box with 4 L/1 gal of storage
- *ULTIMATE* color options with panel wrap: Supreme look and finish, maximum protection
- Backlit multifunction handlebar controls
- pDrive™ clutch with clickers
- Transparent handguards
- Open toe-hold
- Pilot™ DS 2 skis
- Adjustable ski stance
- Belt monitoring system

### ROTAX ENGINE

	850 E-TEC
Engine details	Liquid-cooled, two-stroke, eRAVE™
Horsepower	165
Cylinders – Displacement	2 – 849 cc
Bore – Stroke (mm)	82 – 80.4
Carburation	E-TEC direct injection with additional booster injectors
Fuel type – Octane	Premium unleaded – 91
Fuel tank (L/US gal)	36/9.5
Oil tank capacity (L/qt)	3.4/3.6

### POWERTRAIN

Drive clutch	pDrive with clickers
Driven clutch	QRS Vent Plus
Drive sprocket pitch	73 mm/2.86 in.

### DRY WEIGHT

Dry weight	472 lb [146 in.]
	485 lb [154 in.]

### DIMENSIONS

Overall vehicle length	3,174 mm/125 in. [146 in.]
	3,284 mm/129.3 in. [154 in.]
Overall vehicle width	1,140 to 1,180 mm/44.9 to 46.5 in.
Overall vehicle height	1,283 mm/50.5 in.
Ski stance	1,000 mm / 39 in. adjustable
Track	Cobra: 146 x 15 x 1.6 in.
[Length x Width x Profile]	Ice Cobra: 146 x 15 x 1.6 in.
	PowderMax®: 146 x 16 x 2.0 in.
	154 x 16 x 2.0 in.
	154 x 16 x 2.5 in.

### COLOR

<i>ULTIMATE</i> Platinum Silver / Manta Green	
<i>ULTIMATE</i> Black	

### SUSPENSION


Front suspension	RAS X
Front shock	KYB Pro 36 R EA
Front suspension travel	220 mm/8.7 in.
Rear suspension	cMotion
Center shock	KYB Pro 40 EA
Rear shock	KYB Pro 40 EA
Rear suspension travel	239 mm/9.4 in. [154, 165 in.]

### FEATURES

Platform	REV® Gen4
Skis	Pilot DS 2
Seating	Trail performance
Handlebar	U-shaped aluminum with J-hooks/ Transparent handguards
Riser block height	120 mm/4.7 in.
Starter	Electric, SHOT (opt. select configurations)
Reverse	RER™
Brake system	Brembo®
Heated throttle lever/grips	Standard
Gauge type	7.2 in. digital Large panoramic 7.8 in. wide LCD color display in option
Windshield	Optional
Runner – Carbide	Round 7/16 in. – 4 in.
Bumpers [front/rear]	Std/Std



## // FEATURE HIGHLIGHTS

**1 Rotax 850 E-TEC engine**

Next generation of the most advanced direct-injection 2-stroke engine technology. Designed for reliability and durability with proven 4-stroke and long-lasting automotive technologies.

**2 High-performance KYB Pro shock package**

Extreme-capability, extreme-durability shocks for control in the toughest conditions. Easy adjust-equipped for dialed-in compression and rebound.

**3 cMotion 146 or 154 rear suspension**

Crossover-specific suspension uses best principles of the rMotion™ trail and tMotion™ mountain skids for confident cornering and agile boondocking.



BACKCOUNTRY X-RS  
146 850 E-TEC SHOWN

**4 Large panoramic 7.8 in. wide LCD color display available**

Wide-screen full-color display lets riders truly customize their ride from behind the bars. Choose your preferred sled info, and see app-integrated information in a split-screen format with GPS, Bluetooth® music, helmet-to-helmet communication and more.

**5 RS running boards**

Designed for aggressive stand-up riding, they are flatter for most of their length, wider and strong. Thicker aluminum sheet, plus front and rear reinforcements to withstand tough landings.

**6 E-TEC SHOT starter**

Push-button start with almost no added weight. Uses energy stored in the lightweight ultracapacitor to turn the magneto and with E-TEC technology, start the engine.

# BACKCOUNTRY™ X®

A 50-50 sled with the most advanced technology, plus off-trail capability and rough-trail performance.



BACKCOUNTRY X  
146 850 E-TEC SHOWN



BACKCOUNTRY X  
146 850 E-TEC SHOWN

## // PACKAGE HIGHLIGHTS

- Rotax® 850 E-TEC® engine
- High-performance shock package
- 7.8 in. wide LCD display with BRP Connect available
- RAS™ X crossover front suspension
- cMotion™ rear suspension
- E-TEC SHOT™ starter available
- Improved deep-snow running boards with large openings
- Glove box with 4 L/1 gal of storage
- Low windshield
- Backlit multifunction handlebar controls
- pDrive™ clutch with clickers
- Transparent handguards
- Open toe-hold
- Pilot™ DS 2 skis
- Adjustable ski stance
- Belt monitoring system

### ROTAX ENGINE

	850 E-TEC
Engine details	Liquid-cooled, two-stroke, eRAVE™
Horsepower	165
Cylinders – Displacement	2 – 849 cc
Bore – Stroke (mm)	82 – 80.4
Carburation	E-TEC direct injection with additional booster injectors
Fuel type – Octane	Premium unleaded – 91
Fuel tank (L/US gal)	36/9.5
Oil tank capacity (L/qt)	3.4/3.6

### POWERTRAIN

Drive clutch	pDrive with clickers
Driven clutch	QRS Vent Plus
Drive sprocket pitch	73 mm/2.86 in.

### DRY WEIGHT

Dry weight	462 lb
------------	--------

### DIMENSIONS

Overall vehicle length	3,174 mm/125 in.
Overall vehicle width	1,140 to 1,180 mm/44.9 to 46.5 in.
Overall vehicle height	1,283 mm/50.5 in.
Ski stance	1,000 mm/39 in. adjustable
Track	Cobra: 146 x 15 x 1.6 in.
(Length x Width x Profile)	Ice Cobra: 146 x 15 x 1.6 in.
	PowderMax®: 146 x 16 x 2.0 in.

### COLOR

Catalyst Grey / Spartan Red	
Timeless Black	

### SUSPENSION


Front suspension	RAS X
Front shock	HPG <sup>1</sup> Plus
Front suspension travel	220 mm/8.7 in.
Rear suspension	cMotion
Center shock	HPG Plus
Rear shock	KYB <sup>1</sup> Pro 36 EA
Rear suspension travel	239 mm/9.4 in.

### FEATURES

Platform	REV® Gen4
Skis	Pilot DS 2
Seating	Trail performance
Handlebar	U-shaped aluminum with J-hooks/ Transparent handguards
Riser block height	120 mm/4.7 in.
Starter	Electric, SHOT (opt. select configurations)
Reverse	RER™
Brake system	Brembo <sup>1</sup>
Heated throttle lever/grips	Standard
Gauge type	7.2 in. digital Large panoramic 7.8 in. wide LCD color display in option
Windshield	360 mm/14 in.
Runner – Carbide	Square 3/8 in. – 4 in.
Bumpers (front/rear)	Std/Std



## // FEATURE HIGHLIGHTS

**1 Rotax 850 E-TEC engine**

Next generation of the most advanced direct-injection 2-stroke engine technology. Designed for reliability and durability with proven 4-stroke and long-lasting automotive technologies.

**2 Premium shock package**

HPG Plus front and center shocks. KYB Pro 36 Easy-Adjust rear shock featuring compression adjustment. All four shocks are aluminum and rebuildable/revalvable.

**3 cMotion rear suspension**

Crossover-specific suspension uses best principles of the rMotion™ trail and tMotion™ mountain skids for confident cornering and agile boondocking.



BACKCOUNTRY X  
146 850 E-TEC SHOWN

**4 Large panoramic 7.8 in. wide LCD color display available**

Wide-screen full-color display lets riders truly customize their ride from behind the bars. Choose your preferred sled info, and see app-integrated information in a split-screen format with GPS, Bluetooth® music, helmet-to-helmet communication and more.

**5 Pilot DS2 skis**

Single keel with excellent sidehilling bite, thanks to thin outer edges. Narrow and thin, yet stiff. Shorter behind the spindle with flat tail for easier counter-steering and sidehilling.

**6 E-TEC SHOT starter**

Push-button start with almost no added weight. Uses energy stored in the lightweight ultracapacitor to turn the magneto and with E-TEC technology, start the engine.

# BACKCOUNTRY™

Loaded with crossover-specific features for spending equal time riding on- or off-trail.



BACKCOUNTRY  
600R E-TEC SHOWN



BACKCOUNTRY  
146 850 E-TEC SHOWN

## // WHAT'S NEW

- Optional PowderMax<sup>1</sup> 146 x 16 x 2.0 in. track

## // PACKAGE HIGHLIGHTS

- Rotax<sup>®</sup> 850 E-TEC<sup>®</sup> and 600R E-TEC engines available
- High-quality HPG<sup>1</sup> shock package
- 4.5 in. digital display
- RAS<sup>™</sup> X crossover front suspension
- cMotion<sup>™</sup> rear suspension
- Electric starter
- Improved deep-snow running boards with large openings
- Glove box with 4 L/1 gal of storage
- Low windshield with deflectors
- pDrive<sup>™</sup> clutch with clickers
- Transparent handguards
- Open toe-hold
- Pilot<sup>™</sup> DS 2 skis
- Adjustable ski stance
- Belt monitoring system (850 E-TEC only)

### ROTAX ENGINE

	850 E-TEC	600R E-TEC
Engine details	Liquid-cooled, two-stroke, eRAVE <sup>™</sup>	Liquid-cooled, two-stroke, eRAVE
Horsepower	165	125
Cylinders – Displacement	2 – 849 cc	2 – 599.4 cc
Bore – Stroke (mm)	82 – 80.4	72.3 – 73
Carburation	E-TEC direct injection with additional booster injectors	E-TEC direct injection
Fuel type – Octane	Premium unleaded – 91	Premium unleaded – 91
Fuel tank (L/US gal)	36/9.5	36/9.5
Oil tank capacity (L/qt)	3.4/3.6	3.4/3.6

### POWERTRAIN

Drive clutch	pDrive with clickers	pDrive with clickers
Driven clutch	QRS Vent Plus	QRS Vent
Drive sprocket pitch	73 mm/2.86 in.	73 mm/2.86 in.

### DRY WEIGHT

Dry weight	482 lb	466 lb
------------	--------	--------

### DIMENSIONS

Overall vehicle length	3,174 mm/125 in.
Overall vehicle width	1,140 to 1,180 mm/44.9 to 46.5 in.
Overall vehicle height	1,283 mm/50.5 in.
Ski stance	1,000 mm/39 in. adjustable
Track	Cobra:
(Length x Width x Profile)	146 x 15 x 1.6 in.
	PowderMax:
	146 x 16 x 2.0 in.

### COLOR

Catalyst Grey / Neo Yellow	
Timeless Black	


### SUSPENSION

Front suspension	RAS X
Front shock	HPG
Front suspension travel	220 mm/8.7 in.
Rear suspension	cMotion
Center shock	HPG
Rear shock	HPG
Rear suspension travel	239 mm/9.4 in.

### FEATURES

Platform	REV <sup>®</sup> Gen4
Skis	Pilot DS 2
Seating	Trail performance
Handlebar	U-shaped aluminum with J-hooks/ Transparent handguards
Riser block height	120 mm/4.7 in.
Starter	Electric
Reverse	RER <sup>™</sup>
Brake system	Brembo <sup>1</sup>
Heated throttle lever/grips	Standard
Gauge type	4.5 in. digital display
Windshield	360 mm/14 in.
Runner – Carbide	Square 3/8 in. – 4 in.
Bumpers (front/rear)	Std/Std

## // FEATURE HIGHLIGHTS

**1 Rotax 850 E-TEC and 600R E-TEC engines**


Incredible power and unmatched dynamic response with exclusive E-TEC direct-injection technology. Plasma-coated, mono-block cylinders are used for exceptional durability, while the precision of E-TEC injection means you get excellent fuel and oil economy.

**2 High-quality HPG shock package**

Extremely capable high-pressure gas shocks by KYB.<sup>1</sup>

**3 cMotion rear suspension**

Crossover-specific suspension uses best principles of the rMotion™ trail and tMotion™ mountain skids for confident cornering and agile boondocking.



**BACKCOUNTRY**  
146 850 E-TEC SHOWN

**4 Deep-snow running boards**

Massive, strategically shaped openings keep the boards clear. A tall extruded edge adds stiffness and has aggressive boot grips.

**5 Pilot DS 2 skis**

Single keel with excellent sidehilling bite, thanks to thin outer edges. Narrow and thin, yet stiff. Shorter behind the spindle with flat tail for easier counter-steering and sidehilling.

**6 pDrive clutch with clickers**

Clicker ramps allow easy adjustment for top RPM. Ultra-responsive shifting, impressive RMP consistency, lightweight and maintenance-free.



# BACKCOUNTRY™ SPORT

For the value-oriented 50-50 rider wanting an advanced platform and modern engine technology.



BACKCOUNTRY SPORT  
146 600 EFI SHOWN

## // PACKAGE HIGHLIGHTS

- Rotax® 600 EFI engine
- 4.5 in. digital display
- RAS™ X crossover front suspension
- cMotion™ rear suspension
- Electric starter
- Deep-snow running boards with large openings
- Glove box with 4 L/1 gal of storage
- Low windshield
- pDrive™ clutch
- Brembo® brake
- Standard with two sets of LinQ® attachment points
- Pilot™ DS 2 skis
- Adjustable ski stance

### ROTAX ENGINE

	600 EFI
Engine details	Liquid-cooled, two-stroke
Horsepower	85
Cylinders – Displacement	2 – 599.4 cc
Bore – Stroke (mm)	72.3 – 73
Carburation	EFI
Fuel type – Octane	Regular unleaded – 87
Fuel tank (L/US gal)	36/9.5
Oil tank capacity (L/qt)	3.4/3.6

### POWERTRAIN

Drive clutch	pDrive
Driven clutch	QRS
Drive sprocket pitch	73 mm/2.86 in.

### DRY WEIGHT

Dry weight	446 lb
------------	--------

### DIMENSIONS

Overall vehicle length	3,174 mm/125 in.
Overall vehicle width	1,140 to 1,180 mm/44.9 to 46.5 in.
Overall vehicle height	1,283 mm/50.5 in.
Ski stance	1,000 mm/39 in. adjustable
Track	Cobra:
(Length x Width x Profile)	146 x 15 x 1.35 in.
	PowderMax®:
	146 x 16 x 2.0 in. opt.

### COLOR

Neo Yellow / Black

### SUSPENSION

Front suspension	RAS X
Front shock	Motion Control
Front suspension travel	220 mm/8.7 in.
Rear suspension	cMotion
Center shock	Motion Control
Rear shock	HPG®
Rear suspension travel	239 mm/9.4 in.

### FEATURES

Platform	REV® Gen4
Skis	Pilot DS 2
Seating	Trail compact
Handlebar	U-shaped aluminum with J-hooks
Riser block height	120 mm/4.7 in.
Starter	Electric
Reverse	RER™
Brake system	Brembo
Heated throttle lever/grips	Standard
Gauge type	4.5 in. digital display
Windshield	360 mm/14 in.
Runner – Carbide	Square 3/8 in. – 4 in.
Bumpers (front/rear)	Std/Std

## // FEATURE HIGHLIGHTS

**1 Rotax 600 EFI engine**

600cc-class fuel-injected engine delivering 85 horsepower and outstanding economy at an incredible value. Design based on the 600R E-TEC® with proven reliability and ease of ownership at its core with an outsized fun factor.

**2 Electric start**

Saves time and energy, adding immense value for the rider.

**3 cMotion rear suspension**

Crossover-specific suspension uses best principles of the rMotion™ trail and tMotion™ mountain skids for confident cornering and agile boondocking.



BACKCOUNTRY SPORT  
146 600 EFI SHOWN

**4 RAS X crossover front suspension**

An updated version of our RAS X trail front end for capability on- and off-trail. Light steering feel optimized for crossover usage with adjustable stance.

**5 Pilot DS2 skis**

Single keel with excellent sidehilling bite, thanks to thin outer edges. Narrow and thin, yet stiff. Shorter behind the spindle with flat tail for easier counter-steering and sidehilling.

**6 Ergo-step side panels**

Design offers natural progression to any of three riding positions for cornering on-trail – from neutral to extreme-forward position.

# RENEGADE® X-RS® WITH COMPETITION PACKAGE

Powerful, lightweight and highly capable race-ready features.



RENEGADE X-RS  
WITH COMPETITION PACKAGE SHOWN

## // PACKAGE HIGHLIGHTS

- Rotax® 600R E-TEC® engine
- Racing KYB® Pro shock package
- 7.2 in. digital display
- RAS™ X front suspension
- rMotion™ X rear suspension
- Manual starter
- RS running boards
- pDrive™ clutch
- Low windshield with deflectors
- Two-ply RipSaw® II Track
- Forward steering post position
- Transparent handguards
- Reinforced rails
- Open toe-hold
- Pilot™ X skis
- Low-profile 90mm riser block
- Backlit multifunction handlebar controls

### ROTAX ENGINE

	600R E-TEC
Engine details	Liquid-cooled, two-stroke, eRAVE™
Horsepower	125
Cylinders – Displacement	2 – 599.4 cc
Bore – Stroke (mm)	72.3 – 73
Carburation	E-TEC direct injection
Fuel type – Octane	Premium unleaded – 91
Fuel tank (L/US gal)	36/9.5
Oil tank capacity (L/qt)	3.4/3.6

### POWERTRAIN

Drive clutch	pDrive with clickers
Driven clutch	QRS
Drive sprocket pitch	73 mm/2.86 in.

### DRY WEIGHT

Dry weight	468 lb
------------	--------

### DIMENSIONS

Overall vehicle length	3,038 mm/119.6 in.
Overall vehicle width	1,209 – 1,232 – 1,255 mm/47.6 – 48.5 – 49.4 in.
Overall vehicle height	1,267 mm/49.9 in.
Ski stance	1,090 mm/43 in. adjustable
Track	RipSaw II 2-ply:
(Length x Width x Profile)	137 x 15 x 1.25 in.

### COLOR

Black 

### SUSPENSION


Front suspension	RAS X
Front shock	KYB Pro 40 R EA
Front suspension travel	265 mm/10.4 in.
Rear suspension	rMotion™ X
Center shock	KYB Pro 40 EA (double-rate springs)
Rear shock	KYB Pro 40 EA
Rear suspension travel	292 mm/11.5 in.

### FEATURES

Platform	REV® Gen4
Skis	Pilot X
Seating	Trail performance
Handlebar	U-shaped aluminum with J-hooks/ Transparent handguards
Riser block height	90 mm/3.5 in.
Starter	Manual
Reverse	RER™
Brake system	Brembo†
Heated throttle lever/grips	Standard
Gauge type	7.2 in. digital display
Windshield	360 mm/14 in.
Runner – Carbide	Round 1/2 – 4 in.
Bumpers (front/rear)	Std/Std



## // FEATURE HIGHLIGHTS

**1 Rotax 600R E-TEC engine**

The Rotax 600R E-TEC engine with second-generation E-TEC technology offers immediate throttle response, crisp acceleration while continuing to set the bar for reliability, and 2-stroke oil and fuel economy.

**2 Competition shock package**

The most robust shock package in the lineup for a race-ready setup.

**3 Heavy-duty reinforcement**

Competition-ready with reinforced rails and rear suspension plus heavy-duty track tensioner, acceleration link rods and arm extension.



RENEGADE X-RS  
WITH COMPETITION PACKAGE SHOWN

**4 RS riser**

90 mm height for a more aggressive rider position.

[See website for image]

**5 Two-ply RipSaw racing track**

Two-ply for extra durability. Excellent traction in all conditions.

[See website for image]

**6 Rack steering system**

Derived from the MXZx race sled, further increases steering precision and straight tracking for a nimble and predictable ride in extreme bumps.

# RENEGADE® X-RS®

A hard-charging, race-inspired machine with the most advanced features and technology.

## // WHAT'S NEW

- REV® Gen5 platform (850 E-TEC® only)
- 10.25" color touchscreen display with BRP Connect available (850 E-TEC only)
- Smart-Shox™ semi-active suspension available with Pilot™ X or Pilot TX skis
- Premium LED headlights

## // PACKAGE HIGHLIGHTS

- Rotax® 850 E-TEC and 900 ACE™ Turbo R engines available
- High-performance KYB® Pro shock package
- 7.8 in. wide LCD display with BRP Connect available (900 ACE Turbo R)
- RAS™ X front suspension
- rMotion™ X rear suspension
- Electric starter
- RS running boards
- pDrive™ clutch
- Forward steering post position (850 E-TEC)



RENEGADE X-RS  
850 E-TEC SHOWN

### ROTAX ENGINE

	850 E-TEC	900 ACE TURBO R
Engine details	Liquid-cooled, two-stroke, eRAVE™	Liquid-cooled, four-stroke D.O.H.C., dry sump, turbocharged
Horsepower	165	180
Cylinders – Displacement	2 – 849 cc	3 – 899 cc
Bore – Stroke (mm)	82 – 80.4	73 – 69.7
Carburation	E-TEC direct injection with additional booster injectors	EFI
Fuel type – Octane	Premium unleaded – 91	Premium unleaded – 91
Fuel tank (L/US gal)	36/9.5	36/9.5
Oil tank capacity (L/qt)	3.4/3.6	3.3/3.5

### POWERTRAIN

Drive clutch	pDrive with clickers	pDrive
Driven clutch	QRS Vent	QRS Vent
Drive sprocket pitch	73 mm/2.86 in.	73 mm/2.86 in.

### DRY WEIGHT

Dry weight	496 lb	533 lb
------------	--------	--------

### DIMENSIONS

Overall vehicle length	3,038 mm/119.6 in.
Overall vehicle width	1,209 – 1,232 – 1,255 mm/47.6 – 48.5 – 49.4 in.
Overall vehicle height	1,267 mm/49.9 in.
Ski stance	1,092 mm/43 in. adjustable
Track	RipSaw®:
(Length x Width x Profile)	137 x 15 x 1.25 in. Ice Ripper® XT: 137 x 15 x 1.25 in. 137 x 15 x 1.5 in.

### COLOR

Platinum Silver / Spartan Red	
Black	

### SUSPENSION

Front suspension	RAS X
Front shock	KYB Pro 36 EA-3 (REV Gen5) KYB Pro 36 EA (REV Gen4) KYB Pro Smart-Shox opt.
Front suspension travel	265 mm/10.4 in.
Rear suspension	rMotion X
Center shock	KYB Pro 40 EA-3 (REV Gen5) KYB Pro 40 EA (REV Gen4)
Rear shock	KYB Pro 40 EA-3 (REV Gen5) KYB Pro 40 EA (REV Gen4) KYB Pro Smart-Shox opt.
Rear suspension travel	292 mm/11.5 in.

### FEATURES

Platform	REV Gen5 (850 E-TEC only) REV Gen4
Skis	Pilot X Pilot TX [opt. w/ Smart-Shox]
Seating	Trail performance (2-stroke engines) Trail with storage (4-stroke engines)
Handlebar	U-shaped aluminum with J-hooks/ Transparent handguards
Riser block height	Adjustable 120 mm/4.7 in.
Starter	Electric
Reverse	RER™ (850 E-TEC) Electro-mechanical (900 ACE Turbo R)
Brake system	Brembo®
Heated throttle lever/grips	Standard
Gauge type	7.2 in. digital display 7.8 in. wide LCD color [opt. 900 ACE Turbo R] 10.25 in. touchscreen [opt. 850 E-TEC]
Windshield	Ultra-low (850 E-TEC), Optional (900 ACE Turbo R)
Runner – Carbide	Round 1/2 – 4 in.
Bumpers (front/rear)	Std/Std

## // FEATURE HIGHLIGHTS

**1 REV Gen5 trail platform**

A sleek new design that brings a whole new level of refinement, connectivity and good looks to the trails.

**2 Smart-Shox**

An industry-first, Smart-Shox semi-active suspension instantly reads terrain and rider input to automatically dial in your suspension to give you the optimal ride in any conditions.

**3 High-performance KYB Pro shock**

Extreme capability, extreme durability shocks for control in the toughest conditions. Easy adjust-equipped for dialed in compression.



RENEGADE X-RS  
850 E-TEC SHOWN

[See website for image]

**4 Rack steering system**

Derived from the MXZx race sled, further increases steering precision and straight tracking for a nimble and predictable ride in extreme bumps.

**5 10.25 in. color touchscreen display with BRP Connect**

A high-resolution infotainment system that puts an interactive, informative and customizable experience that's both seamless and simple, right at your fingertips.

**6 RS Running boards**

Designed for aggressive stand-up riding, they are flatter for most of their length, wider and strong. Thicker aluminum sheet, plus front and rear reinforcements to withstand tough landings.



# RENEGADE® X®

High-performance and high-tech features for the most demanding rider.



RENEGADE X  
600R E-TEC SHOWN



RENEGADE X  
850 E-TEC SHOWN

## // WHAT'S NEW

- REV® Gen5 platform (850 E-TEC® only)
- 10.25" color touchscreen display with BRP Connect available (850 E-TEC only)
- Premium LED headlights

## // PACKAGE HIGHLIGHTS

- Rotax® 850 E-TEC on REV Gen5 platform
- Rotax® 600R E-TEC and 900 ACE™ Turbo R available
- High-performance shock package
- 7.8 in. wide LCD display with BRP Connect available (900 ACE Turbo R)
- RAS™ X front suspension
- rMotion™ X rear suspension
- Electric starter
- pDrive™ clutch
- Forward adjustable riser
- Transparent handguards
- Backlit multifunction handlebar controls

### ROTAX ENGINE

	850 E-TEC	600R E-TEC	900 ACE TURBO R
Engine details	Liquid-cooled, two-stroke, eRAVE™	Liquid-cooled, two-stroke, eRAVE	Liquid-cooled, four-stroke D.O.H.C., dry sump, turbocharged
Horsepower	165	125	180
Cylinders – Displacement	2 – 849 cc	2 – 599.4 cc	3 – 899 cc
Bore – Stroke (mm)	82 – 80.4	72.3 – 73	73 – 69.7
Carburation	E-TEC direct injection with additional booster injectors	E-TEC direct injection	EFI
Fuel type – Octane	Premium unleaded – 91	Premium unleaded – 91	Premium unleaded – 91
Fuel tank (L/US gal)	36/9.5	36/9.5	36/9.5
Oil tank capacity (L/qt)	3.4/3.6	3.4/3.6	3.3/3.5

### POWERTRAIN

Drive clutch	pDrive with clickers	pDrive with clickers	pDrive
Driven clutch	QRS Vent	QRS	QRS Vent
Drive sprocket pitch	73 mm/2.86 in.	73 mm/2.86 in.	73 mm/2.86 in.

### DRY WEIGHT

Dry weight	486 lb	470 lb	524 lb
------------	--------	--------	--------

### DIMENSIONS

Overall vehicle length	3,038 mm/119.6 in.
Overall vehicle width	1,209 – 1,232 – 1,255 mm/47.6 – 48.5 – 49.4 in.
Overall vehicle height	1,267 mm/49.9 in.
Ski stance	1,090 mm / 43 in. adjustable
Track (Length x Width x Profile)	RipSaw¹: 137 x 15 x 1.25 in. Ice Ripper¹¹ XT: 137 x 15 x 1.25 in. 137 x 15 x 1.5 in.

### COLOR

Neo Yellow / Black

Black

### SUSPENSION

Front suspension	RAS X
Front shock	HPG¹ Plus
Front suspension travel	243 mm/9.6 in.
Rear suspension	rMotion X
Center shock	HPG Plus
Rear shock	KYB¹ Pro 36 EA-3 (REV Gen5) KYB Pro 36 EA (REV Gen4)
Rear suspension travel	292 mm/11.5 in.

### FEATURES

Platform	REV Gen5 (850 E-TEC only) REV Gen4 Pilot™ X
Skis	
Seating	Trail performance (2-stroke engines) Trail with storage (4-stroke engines)
Handlebar	U-shaped aluminum with J-hooks/ Transparent handguards
Riser block height	Adjustable-120 mm/4.7 in.
Starter	Electric
Reverse	RER™ (E-TEC engines) Electro-mechanic (ACE engines)
Brake system	Brembo¹
Heated throttle lever/grips	Standard
Gauge type	7.2 in. digital
Windshield	360 mm/14 in.
Runner – Carbide	Round 7/16 – 4 in.
Bumpers (front/rear)	Std/Std

## // FEATURE HIGHLIGHTS

**1 REV Gen5 trail platform**

A sleek new design that brings a whole new level of refinement, connectivity and good looks to the trails.

**2 Rotax 850 E-TEC and 900 ACE Turbo R engines**

Two incredibly powerful and reliable options, offering top performance for the most demanding riders.

**3 Premium shock package**

HP6 Plus front and center shocks. KYB Pro 36 EA rear shock featuring compression adjustment with easy-adjust knob. All four shocks are aluminum and rebuildable/revalvable.



**RENEGADE X  
850 E-TEC SHOWN**

**4 rMotion X rear suspension**

Built upon the same principles rMotion suspensions are renowned for, and then some. Completely redesigned for unmatched big-bump absorption and incredible comfort. Longer front arm with exclusive adjustable-angle design fits ideally with RAS X front suspension, creating superior cornering on trail.

**5 10.25 in. color touchscreen display with BRP Connect**

A high-resolution infotainment system that puts an interactive, informative and customizable experience that's both seamless and simple, right at your fingertips.

[See website for images]

**6 Three track choices**

Superior performance assured with your choice of factory-installed Ripsaw or studded Ice Ripper tracks.

# RENEGADE® ENDURO™

Adventure-ready with top-tier technology, comfort and performance.



RENEGADE ENDURO  
900 ACE TURBO SHOWN

## // PACKAGE HIGHLIGHTS

- Five Rotax® engines available
- 7.8 in. wide LCD display with BRP Connect
- rMotion™ X rear suspension with Air Control Suspension (ACS) rear shock
- RAS™ X front suspension
- Visor plug standard
- pDrive™ clutch
- Studded track standard
- Electric starter
- Glove box with 4 L/1 gal of storage
- Heated trail seat with 7 L/1.85 gal of storage
- Medium windshield (17 in.) with air deflectors
- Heavy-duty front bumper
- Pilot™ TX adjustable skis

ROTAX ENGINE	850 E-TEC®	600R E-TEC	900 ACE™ TURBO R	900 ACE TURBO	900 ACE
Engine details	Liquid-cooled, two-stroke, eRAVE™	Liquid-cooled, two-stroke, eRAVE	Liquid-cooled, four-stroke D.O.H.C., dry sump, turbocharged	Liquid-cooled, four-stroke D.O.H.C., dry sump, turbocharged	Liquid-cooled, four-stroke D.O.H.C., dry sump
Horsepower	165	125	180	130	95
Cylinders – Displacement	2 849 cc	2 599.4 cc	3 899 cc	3 899 cc	3 899 cc
Bore – Stroke (mm)	82 – 80.4	72.3 – 73	73 – 69.7	73 – 69.7	73 – 69.7
Carburation	E-TEC direct injection with additional booster injectors	E-TEC direct injection	EFI	EFI	EFI
Fuel type	Premium unleaded	Premium unleaded	Premium unleaded	Premium unleaded	Regular unleaded
Octane	91	91	91	91	87
Fuel tank (L/US gal)	36/9.5	36/9.5	36/9.5	36/9.5	36/9.5
Oil tank capacity (L/qt)	3.4/3.6	3.4/3.6	3.3/3.5	3.3/3.5	3.3/3.5

### POWERTRAIN

Drive clutch	pDrive with clickers	pDrive with clickers	pDrive	pDrive	pDrive
Driven clutch	QRS Vent	QRS	QRS Vent	QRS Vent	QRS
Drive sprocket pitch	73 mm/2.86 in.	73 mm/2.86 in.	73 mm/2.86 in.	73 mm/2.86 in.	73 mm/2.86 in.

### DRY WEIGHT

Dry weight	518 lb	502 lb	556 lb	552 lb	531 lb
------------	--------	--------	--------	--------	--------

### DIMENSIONS

Overall vehicle length	3,038 mm/119.6 in.
Overall vehicle width	1,217 mm/47.9 in.
Overall vehicle height	1,331 mm/52.4 in.
Ski stance	1,090 mm/43 in. adjustable
Track	Ice Ripper <sup>1</sup> XT:
(Length x Width x Profile)	137 x 15 x 1.25 in.

### SUSPENSION

Front suspension	RAS X
Front shock	HPG <sup>1</sup>
Front suspension travel	235 mm/9.3 in.
Rear suspension	rMotion X
Center shock	HPG
Rear shock	ACS (Air Control Suspension)
Rear suspension travel	276 mm/10.9 in.

### COLOR

Black / Neo Yellow 

Black 

### FEATURES

Platform	REV® Gen4
Skis	Pilot TX
Seating	Trail heated with storage
Handlebar	U-shaped aluminum with J-hooks
Riser block height	120 mm/4.7 in.
Starter	Electric
Reverse	RER™ (E-TEC engines) Electro-mechanic (ACE engines)
Air radiator	
Brake system	Brembo <sup>1</sup>
Heated throttle lever/grips	Standard
Gauge type	7.8 in. wide LCD color display
Windshield	430 mm/17 in.
Runner – Carbide	Adjustable blade 1/4 – 4 in.
Bumpers (front/rear)	Heavy-duty/Std



## // FEATURE HIGHLIGHTS

**1 Rotax 850 E-TEC and 900 ACE Turbo R engines**

Two incredibly powerful and reliable options, offering top performance for the most demanding riders.

**2 rMotion X rear suspension with Air Control Shock (ACS)**


rMotion X redefines big-bump capability in the harshest terrain, while improving overall handling thanks to a longer front arm with adjustable-angle design. Combined with ACS and its on-the-fly preload settings, you have the best of both handling and adjustable comfort.

**3 RAS X front suspension**

Flatter cornering and precision handling in all conditions. Developed in tandem with the rMotion X rear suspension to raise the bar in trail snowmobile chassis performance. Wider, adjustable ski stance and +10 mm of suspension stroke maximize stability, capability and comfort.



RENEGADE ENDURO  
900 ACE TURBO SHOWN

**4 Standard studded track**

1.25 in. Ice Ripper XT direct from the factory with carbide studs for added grip.

**5 7.8 in. LCD color display with BRP Connect**

Wide-screen full-color display lets riders truly customize their ride from behind the bars. Choose your preferred sled info, and see app-integrated information in a split-screen format with GPS, Bluetooth® music, helmet-to-helmet communication and more.

**6 Pilot TX skis**

Redesigned with a longer front keel to provide more positive ski traction and less darting, this ski lets riders dial in their preferred amount of ski bite.

# RENEGADE® ADRENALINE®

Tight cornering, big bumps,  
high speed and rough trails—  
this sled conquers it all.



RENEGADE® ADRENALINE  
850 E-TEC® SHOWN

## // WHAT'S NEW

- REV® Gen5 platform with LED headlights (850 E-TEC® only)

## // PACKAGE HIGHLIGHTS

- Five Rotax® engines available
- High-quality HPG® shock package
- pDrive™ clutch
- rMotion™ X rear suspension
- Electric starter
- Glove box with 4 L/1 gal of storage
- Transparent handguards
- Low windshield (14 in.) with air deflectors
- Pilot™ X skis

ROTAX ENGINE	850 E-TEC	600R E-TEC	900 ACE™ TURBO R	900 ACE TURBO	900 ACE
Engine details	Liquid-cooled, two-stroke, eRAVE™	Liquid-cooled, two-stroke, eRAVE	Liquid-cooled, four-stroke D.O.H.C., dry sump, turbocharged	Liquid-cooled, four-stroke D.O.H.C., dry sump, turbocharged	Liquid-cooled, four-stroke D.O.H.C., dry sump
Horsepower	165	125	180	130	95
Cylinders – Displacement	2 849 cc	2 599.4 cc	3 899 cc	3 899 cc	3 899 cc
Bore – Stroke (mm)	82 – 80.4	72.3 – 73	73 – 69.7	73 – 69.7	73 – 69.7
Carburation	E-TEC direct injection with additional booster injectors	E-TEC direct injection	EFI	EFI	EFI
Fuel type	Premium unleaded	Premium unleaded	Premium unleaded	Premium unleaded	Regular unleaded
Octane	91	91	91	91	87
Fuel tank (L/US gal)	36/9.5	36/9.5	36/9.5	36/9.5	36/9.5
Oil tank capacity (L/qt)	3.4/3.6	3.4/3.6	3.3/3.5	3.3/3.5	3.3/3.5

### POWERTRAIN

Drive clutch	pDrive with clickers	pDrive with clickers	pDrive	pDrive	pDrive
Driven clutch	QRS Vent	QRS	QRS Vent	QRS Vent	QRS
Drive sprocket pitch	73 mm/2.86 in.	73 mm/2.86 in.	73 mm/2.86 in.	73 mm/2.86 in.	73 mm/2.86 in.

### DRY WEIGHT

Dry weight	486 lb	470 lb	524 lb	518 lb	497 lb
------------	--------	--------	--------	--------	--------

### DIMENSIONS

Overall vehicle length	3,038 mm/119.6 in.
Overall vehicle width	1,217 mm/47.9 in.
Overall vehicle height	1,267 mm/49.9 in.
Ski stance	1,090 mm/43 in. adjustable
Track	RipSaw®
(Length x Width x Profile)	137 x 15 x 1.25 in.

### SUSPENSION

Front suspension	RAS™ X
Front shock	HPG
Front suspension travel	235 mm/9.3 in.
Rear suspension	rMotion X
Center shock	HPG
Rear shock	HPG
Rear suspension travel	292 mm/11.5 in.

### COLOR

Neo Yellow / Black

Black

### FEATURES

Platform	REV Gen5 (850 E-TEC only) REV Gen4
Skis	Pilot X
Seating	Trail performance (2-stroke engines) Trail with storage (4-stroke engines)
Handlebar	U-shaped aluminum with J-hooks/ Transparent handguards
Riser block height	120 mm/4.7 in.
Starter	Electric
Reverse	RER™ (E-TEC engines) Mechanical (ACE engines)
Brake system	Brembo®
Heated throttle lever/grips	Standard
Gauge type	4.5 in. digital display
Windshield	360 mm/14 in.
Runner – Carbide	Square 3/8 in. – 4 in.
Bumpers (front/rear)	Std/Std

## // FEATURE HIGHLIGHTS

**1 REV Gen5 trail platform**

A sleek new design that brings a whole new level of refinement, connectivity and good looks to the trails.

**2 Rotax 850 E-TEC and 900 ACE Turbo R engines**

Two incredibly powerful and reliable options, offering top performance for the most demanding riders.

**3 rMotion X rear suspension**

Built upon the same principles rMotion suspensions are renowned for, and then some. Completely redesigned for unmatched big-bump absorption and incredible comfort. Longer front arm with exclusive adjustable-angle design fits ideally with RAS X front suspension, creating superior cornering on trail.



RENEGADE ADRENALINE  
850 E-TEC SHOWN

**4 RAS X front suspension**

Flatter cornering and precision handling in all conditions. Developed in tandem with the rMotion X rear suspension to raise the bar in trail snowmobile chassis performance. Wider, adjustable ski stance and +10mm of suspension stroke maximize stability, capability and comfort.

**5 High-quality HP6 shock package**

Extremely capable high-pressure gas shocks by KYB®.

**6 Pilot X skis**

Completely redesigned skis to match flawlessly with the most ride-compliant suspensions in the industry. Offering more positive ski traction and reduced darting for confident performance.



# RENEGADE® SPORT

Value-oriented with exceptional handling, bump capability and light off-trail riding.



## // WHAT'S NEW

- RAS™ X front suspension

## // PACKAGE HIGHLIGHTS

- Rotax® 600 ACE™ with 420W magneto and 600 EFI engines available
- HPG® rear shock
- 4.5 in. digital display
- SC™-5M rear suspension
- Standard electric start
- Glove box with 4 L/1 gal of storage
- Low windshield [14 in.]
- D.E.S.S.™ key [600 ACE]
- Brembo® brake
- Ergo-step side panels
- U-shaped aluminum handlebar with integrated J-hooks
- Pilot™ 5.7 skis

RENEGADE SPORT  
600 EFI SHOWN

### ROTAX ENGINE

	600 EFI	600 ACE
Engine details	Liquid-cooled, two-stroke	Liquid-cooled, four-stroke D.O.H.C., dry sump
Horsepower	85	62
Cylinders – Displacement	2 – 599.4 cc	2 – 600 cc
Bore – Stroke (mm)	72.3 – 73	73 – 69.7
Carburation	EFI	EFI
Fuel type – Octane	Regular unleaded – 87	Regular unleaded – 87
Fuel tank (L/US gal)	36/9.5	36/9.5
Oil tank capacity (L/qt)	3.4/3.6	2.1/2.2

### POWERTRAIN

Drive clutch	pDrive™	eDrive™ 2
Driven clutch	QRS	QRS
Drive sprocket pitch	73 mm/2.86 in.	73 mm/2.86 in.

### DRY WEIGHT

Dry weight	440 lb	469 lb
------------	--------	--------

### DIMENSIONS

Overall vehicle length	3,038 mm/119.6 in.
Overall vehicle width	1,217 mm/47.9 in.
Overall vehicle height	1,267 mm/49.9 in.
Ski stance	1,090 mm/43 in. adjustable
Track	Cobra:
(Length x Width x Profile)	137 x 15 x 1.35 in.

### COLOR

Neo Yellow / Black

### SUSPENSION

Front suspension	RAS X
Front shock	Motion Control
Front suspension travel	235 mm/9.3 in.
Rear suspension	SC-5M
Center shock	Motion Control
Rear shock	HPG
Rear suspension travel	245 mm/9.6 in.

### FEATURES

Platform	REV® Gen4
Skis	Pilot 5.7
Seating	Trail compact (600 EFI) Trail performance (600 ACE)
Handlebar	U-shaped aluminum with J-hooks
Riser block height	120 mm/4.7 in.
Starter	Electric
Reverse	RER™ (600 EFI) Mechanical (600 ACE)
Brake system	Brembo
Heated throttle lever/grips	Standard
Gauge type	4.5 in. digital display
Windshield	360 mm/14 in.
Runner – Carbide	Square 3/8 in – 4 in.
Bumpers (front/rear)	Std/Std

## // FEATURE HIGHLIGHTS

**1 Rotax 600 ACE and 600 EFI engines**

Two easy-to-own, reliable and fuel-efficient choices. 62 hp\* (600 ACE) or 85 hp\* (600 EFI) versions ensure great performance and an incredible value.

**2 HP6 rear shock**

High-quality KYB<sup>®</sup> high-pressure gas shock for excellent performance and reliability.

**3 Electric start**

Saves time and energy, adding immense value for the rider.



RENEGADE SPORT  
600 EFI SHOWN

**4 Ergo-step side panels**

Design offers natural progression to three natural positions for different cornering styles, including a new, extreme-forward position.

**5 RAS X front suspension**

Flatter cornering and precision handling in all conditions. Wider, adjustable ski stance and +10mm of suspension stroke maximize stability, capability and comfort.

**6 Pilot 5.7 skis**

Delivers outstanding grip and bite in corners with virtually no darting.

# MXZ® X-RS®

A non-compromising race-inspired sled capable of taking on the roughest trails with ease.



MXZ X-RS  
850 E-TEC SHOWN

## // WHAT'S NEW

- REV® Gen5 platform (850 E-TEC® only)
- 10.25" color touchscreen display with BRP Connect available (850 E-TEC only)
- Smart-Shox™ semi-active suspension available with Pilot™ X or Pilot TX skis
- KYB® Pro 40R front shocks

## // PACKAGE HIGHLIGHTS

- Rotax® 850 E-TEC and 600R E-TEC engines
- High-performance KYB® Pro shock package
- RAS™ X front suspension
- rMotion™ X rear suspension
- Electric starter
- RS running boards
- pDrive™ clutch
- Backlit multifunction handlebar controls
- Forward steering post position
- Rack steering system
- Low-profile 90mm riser block
- Transparent handguards
- Open toe-hold
- Pilot X skis

### ROTAX ENGINE

	850 E-TEC	600R E-TEC
Engine details	Liquid-cooled, two-stroke, eRAVE™	Liquid-cooled, two-stroke, eRAVE
Horsepower	165	125
Cylinders – Displacement	2 – 849 cc	2 – 599.4 cc
Bore – Stroke (mm)	82 – 80.4	72.3 – 73
Carburation	E-TEC direct injection with additional booster injectors	E-TEC direct injection
Fuel type – Octane	Premium unleaded – 91	Premium unleaded – 91
Fuel tank (L/US gal)	36/9.5	36/9.5
Oil tank capacity (L/qt)	3.4/3.6	3.4/3.6

### POWERTRAIN

Drive clutch	pDrive with clickers	pDrive with clickers
Driven clutch	QRS Vent	QRS
Drive sprocket pitch	73 mm/2.86 in.	73 mm/2.86 in.

### DRY WEIGHT

Dry weight	493 lb	479 lb
------------	--------	--------

### DIMENSIONS

Overall vehicle length	2,925 mm/115.2 in.
Overall vehicle width	1,209 – 1,232 – 1,255 mm/47.6 – 48.5 – 49.4 in.
Overall vehicle height	1,267 mm/49.9 in.
Ski stance	1,090 mm/43 in. adjustable
Track	RipSaw®:
(Length x Width x Profile)	129 x 15 x 1.5 in.
	Ice Ripper® XT:
	129 x 15 x 1.5 in.

### COLOR

Platinum Silver / Spartan Red

Black

### SUSPENSION

Front suspension	RAS X
Front shock	KYB Pro 40 R EA-3 KYB Pro Smart-Shox (opt.)
Front suspension travel	265 mm/10.4 in.
Rear suspension	rMotion X
Center shock	KYB Pro 40 R EA-3
Rear shock	KYB Pro 40 R EA-3 KYB Pro Smart-Shox (opt.)
Rear suspension travel	292 mm/11.5 in.

### FEATURES

Platform	REV Gen5 (850 E-TEC only) REV Gen4
Skis	Pilot X Pilot TX (opt. w/ Smart-Shox)
Seating	Trail performance
Handlebar	U-shaped aluminum with J-hooks/ Transparent handguards
Riser block height	90 mm/3.5 in.
Starter	Electric
Reverse	RER™
Brake system	Brembo®
Heated throttle lever/grips	Standard
Gauge type	7.2 in. digital display
Windshield	Optional
Runner – Carbide	Round 1/2 – 4 in.
Bumpers (front/rear)	Std/Std



## // FEATURE HIGHLIGHTS

**1 REV Gen5 trail platform**

A sleek new design that brings a whole new level of refinement, connectivity and good looks to the trails.

**2 Smart-Shox**

An industry-first, Smart-Shox semi-active suspension instantly reads terrain and rider input to automatically dial in your suspension to give you the optimal ride in any conditions.

**3 High-performance KYB Pro shock package**

Extreme-capability, extreme-durability shocks for control in the toughest conditions. Easy adjust-equipped for dialed-in compression and/or rebound.



MXZ X-RS  
850 E-TEC SHOWN

**4 RS running boards**

Designed for aggressive stand-up riding, they are flatter for most of their length, wider and strong. Thicker aluminum sheet, plus front and rear reinforcements to withstand tough landings.

**5 10.25 in. color touchscreen display with BRP Connect**

A high-resolution infotainment system that puts an interactive, informative and customizable experience that's both seamless and simple, right at your fingertips.

[See website for image]

**6 Rack steering system**

Derived from the MXZx race sled, further increases steering precision and straight tracking for a nimble and predictable ride in extreme bumps.

# MXZ® BLIZZARD®

High-tech features and racing DNA for hard-core trail riders.



MXZ BLIZZARD  
850 E-TEC SHOWN

## // WHAT'S NEW

- REV® Gen5 platform with premium LED headlights (850 E-TEC® only)
- KYB® Pro 36 EA-3 front and rear shocks
- Rack steering system
- 7.2 in. digital display
- Forward steering post position

## // PACKAGE HIGHLIGHTS

- Rotax® 850 E-TEC and 600R E-TEC engines
- RAS™ X front suspension
- rMotion™ X rear suspension
- Electric starter
- pDrive™ clutch
- Backlit multifunction handlebar controls
- Low windshield [14 in.] with air deflectors
- Transparent handguards
- Open toe-hold
- Lower 90mm riser

### ROTAX ENGINE

	850 E-TEC	600R E-TEC
Engine details	Liquid-cooled, two-stroke, eRAVE™	Liquid-cooled, two-stroke, eRAVE
Horsepower	165	125
Cylinders – Displacement	2 – 849 cc	2 – 599.4 cc
Bore – Stroke (mm)	82 – 80.4	72.3 – 73
Carburation	E-TEC direct injection with additional booster injectors	E-TEC direct injection
Fuel type – Octane	Premium unleaded - 91	Premium unleaded - 91
Fuel tank (L/US gal)	36/9.5	36/9.5
Oil tank capacity (L/qt)	3.4/3.6	3.4/3.6

### POWERTRAIN

Drive clutch	pDrive with clickers	pDrive with clickers
Driven clutch	QRS Vent	QRS
Drive sprocket pitch	73 mm/2.86 in.	73 mm/2.86 in.

### DRY WEIGHT

Dry weight	480 lb	466 lb
------------	--------	--------

### DIMENSIONS

Overall vehicle length	2,925 mm/115.2 in.
Overall vehicle width	1,209 - 1,232 - 1,255 mm/47.6 - 48.5 - 49.4 in.
Overall vehicle height	1,267 mm/49.9 in.
Ski stance	1,090 mm/43 in. adjustable
Track	RipSaw®:
(Length x Width x Profile)	129 x 15 x 1.25 in. Ice Ripper® XT: 129 x 15 x 1.25 in.

### COLOR

Neo Yellow 

Black 

### SUSPENSION

Front suspension	RAS X
Front shock	KYB Pro 36 EA-3
Front suspension travel	265 mm/10.4 in.
Rear suspension	rMotion X
Center shock	HPG® Plus
Rear shock	KYB Pro 36 EA-3
Rear suspension travel	292 mm/11.5 in.


### FEATURES

Platform	REV Gen5 (850 E-TEC only) REV Gen4
Skis	Pilot™ X
Seating	Trail performance
Handlebar	U-shaped aluminum with J-hooks/ Transparent handguards
Riser block height	90 mm/3.5 in.
Starter	Electric
Reverse	RER™
Brake system	Brembo®
Heated throttle lever/grips	Standard
Gauge type	7.2 in. digital display
Windshield	360 mm/14 in.
Runner – Carbide	Round 7/16 in – 4 in.
Bumpers (front/rear)	Std/Std

## // FEATURE HIGHLIGHTS

**1 REV Gen5 trail platform**

A sleek new design that brings a whole new level of refinement, connectivity and good looks to the trails.

**2 Rotax 850 E-TEC and 600R E-TEC engines**

Incredible power and unmatched dynamic response with exclusive E-TEC direct-injection technology. Plasma-coated, mono-block cylinders are used for exceptional durability, while the precision of E-TEC injection means you get excellent fuel and oil economy.

**3 Performance shock package**

KYB Pro 36 Easy-Adjust front and rear shocks featuring compression adjustment. HPG Plus center shock. All four shocks are aluminum and rebuildable/revolvable.



MXZ BLIZZARD  
850 E-TEC SHOWN

**4 rMotion X rear suspension**

Built upon the same principles rMotion suspensions are renowned for, and then some. Completely redesigned for unmatched big-bump absorption and incredible comfort. Longer front arm with exclusive adjustable angle design ideally mates with RAS X front suspension creating superior cornering on-trail.

**5 RAS X front suspension**

Flatter cornering and precision handling in all conditions. Developed in tandem with the rMotion X rear suspension to raise the bar in trail snowmobile chassis performance. Wider, adjustable ski stance and +10mm of suspension stroke maximize stability, capability and comfort.

[See website for image]

**6 Rack steering system**

Derived from the MXZx race sled, further increases steering precision and straight tracking for a nimble and predictable ride in extreme bumps.



# MXZ<sup>®</sup> SPORT

Dynamic trail performance and value-oriented features.



## // WHAT'S NEW

- RAS<sup>™</sup> X front suspension

**MXZ SPORT  
600 EFI SHOWN**

## // PACKAGE HIGHLIGHTS

- Rotax<sup>®</sup> 600 EFI engine
- 4.5 in. digital display
- SC<sup>™</sup>-5M rear suspension
- Electric starter standard
- Low windshield [14 in.]
- U-shaped aluminum handlebar with integrated J-hooks
- Ergo-step side panels

### ROTAX ENGINE

	600 EFI
Engine details	Liquid-cooled, two-stroke
Horsepower	85
Cylinders – Displacement	2 – 599.4 cc
Bore – Stroke (mm)	72.3.7 – 73
Carburation	EFI
Fuel type – Octane	Regular unleaded – 87
Fuel tank (L/US gal)	36/9.5
Oil tank capacity (L/qt)	3.4/3.6

### POWERTRAIN

Drive clutch	pDrive <sup>™</sup>
Driven clutch	QRS
Drive sprocket pitch	73 mm/2.86 in.


### DRY WEIGHT

Dry weight	435 lb
------------	--------

### DIMENSIONS

Overall vehicle length	2,925 mm/115.2 in.
Overall vehicle width	1,217 mm/47.9 in.
Overall vehicle height	1,267 mm/49.9 in.
Ski stance	1,090 mm/43 in. adjustable
Track	RipSaw <sup>™</sup> :
(Length x Width x Profile)	129 x 15 x 1.25 in.

### COLOR

Neo Yellow / Black 

### SUSPENSION

Front suspension	RAS X
Front shock	Motion Control
Front suspension travel	235 mm/9.3 in.
Rear suspension	SC-5M
Center shock	Motion Control
Rear shock	Motion Control
Rear suspension travel	245 mm/9.6 in.

### FEATURES

Platform	REV <sup>®</sup> Gen4
Skis	Pilot <sup>™</sup> 5.7
Seating	Trail compact
Handlebar	U-shaped aluminum with J-hooks
Riser block height	120 mm/4.7 in.
Starter	Electric
Reverse	RER <sup>™</sup>
Brake system	Brembo <sup>†</sup>
Heated throttle lever/grips	Standard
Gauge type	4.5 in. digital display
Windshield	360 mm/14 in.
Runner – Carbide	Square 3/8 in. – 4 in.
Bumpers (front/rear)	Std/Std

## // FEATURE HIGHLIGHTS

**1 Rotax 600 EFI engine**

600cc-class fuel-injected engine delivering 85 horsepower and outstanding economy at an incredible value. Design based on the 600R E-TEC® with proven reliability and ease of ownership at its core with an outsized fun factor.

*[See website for image]*

**2 Brembo disc brake**

Fade-resistant, world-renowned stopping power from hydraulic brake. Braided stainless-steel line delivers a direct, solid feel and greater braking efficiency.

**3 SC-5M rear suspension**

Offers great balance of comfort and performance.



MXZ SPORT  
600 EFI SHOWN

**4 RAS X front suspension**

Flatter cornering and precision handling in all conditions. Wider, adjustable ski stance and +10mm of suspension stroke maximize stability, capability and comfort.

**5 Pilot 5.7 skis**

Delivers outstanding grip and bite in corners with virtually no darting.

**6 Ergo-step side panels**

Design offers natural progression to three natural positions for different cornering styles, including a new, extreme-forward position.

# MXZ® NEO®

A brand new trail sled with compact ergonomics that gives riders of any age a less intimidating experience with a full-size fun factor.



MXZ NEO  
SHOWN

## // NEO+ PACKAGE

- Rotax® 600 EFI – 55 engine
- HPG<sup>1</sup> front shocks
- 120 x 15 x 1.25 RipSaw<sup>1</sup> track
- Handguards
- Steering cover
- Premium look



MXZ NEO+  
SHOWN

## // PACKAGE HIGHLIGHTS

- REV® Gen4 platform
- Intermediate size
- Rotax 600 EFI – 40 engine
- RAS™ X front suspension
- Neo rear suspension
- Motion control shocks
- 120 x 14 x 1.0 Cobra track
- pDrive™ clutch
- Pilot™ 5.7 skis
- RER™ electronic reverse

### ROTAX ENGINE

	600 EFI – 55	600 EFI – 40
Engine details	Liquid-cooled, two-stroke	Liquid-cooled, two-stroke
Horsepower	55	40
Cylinders – Displacement	2 – 599.4 cc	2 – 599.4 cc
Bore – Stroke (mm)	72.3 – 73	72.3 – 73
Carburation	EFI	EFI
Fuel type – Octane	Regular unleaded – 87	Regular unleaded – 87
Fuel tank (L/US gal)	36/9.5	36/9.5
Oil tank capacity (L/qt)	3.4/3.6	3.4/3.6

### POWERTRAIN

Drive clutch	pDrive	pDrive
Driven clutch	QRS Lite	QRS Lite
Drive sprocket pitch	73 mm/2.86 in.	73 mm/2.86 in.

### DRY WEIGHT

Dry weight	404 lb	412 lb (Neo+)
------------	--------	---------------

### DIMENSIONS

Overall vehicle length	2,880 mm/113.4 in. (Neo)
Overall vehicle width	1,157 to 1,202 mm/45.6 to 47.3 in.
Overall vehicle height	1,060 mm/41.7 in.
Ski stance	1,000 mm/39 in. adjustable
Track	Cobra (Neo):
(Length x Width x Profile)	120 x 14 x 1.0 in.
	RipSaw (Neo+):
	120 x 15 x 1.25 in.

### COLOR

Neo Yellow / Catalyst Grey (Neo) 

Neo Yellow / Black (Neo+) 

### SUSPENSION

Front suspension	RAS X
Front shock	Motion Control
Front suspension travel	175 mm/6.9 in.
Rear suspension	Neo
Center shock	Torsion spring
Rear shock	Motion Control
Rear suspension travel	212 mm/8.3 in.

### FEATURES

Platform	REV Gen4
Skis	Pilot 5.7
Seating	Trail ultra-compact
Handlebar	Narrow standard with J-hooks/ Handguards
Riser block height	120 mm/4.7 in.
Starter	Electric
Reverse	RER
Brake system	Brembo <sup>1</sup>
Heated throttle lever/grips	Standard
Gauge type	4.5 in. digital display
Windshield	Optional
Runner – Carbide	Square 3/8 in – 4 in. [Opt.]
Bumpers (front/rear)	Std/Std



## // FEATURE HIGHLIGHTS

MXZ NEO+  
SHOWN**1 REV® Gen4 Neo trail platform**

The MXZ Neo brings newcomers and experienced riders alike an outsized fun-factor on the trail. A high level of control and a peppy attitude bring big value to a compact frame.

**2 Compact Ergonomics**

Makes the vehicle easier to control and less intimidating. Includes lower vehicle height, smaller seat, lower handlebars, narrow handlebar grips and a shorter displacement throttle lever.

**3 600 EFI - 40 & 55 engines**

Plenty of horsepower kick for a variety of experience levels and a truly high degree of reliability and ease of use with this electronic fuel injection two-stroke. Standard with electric start.

# MXZ® 120/200

Now, there's a new way to share the fun and excitement with the whole family.



MXZ 120  
SHOWN



MXZ 200  
SHOWN

## // PACKAGE HIGHLIGHTS

- 120cc or 200cc 4-stroke engine
- A-arm front suspension with hydraulic twin tube shocks
- Sliderail rear suspension
- Tether switch
- Handlebar grips with handwarmers

### ENGINE

	200	120
Engine details	Air cooled, four-stroke	Air cooled, four-stroke
Horsepower	9	6.5
Cylinders - Displacement	1 - 192 cc	1 - 123 cc
Bore - Stroke (mm)	70 - 50	56 - 50
Carburation	Carburetor	Carburetor
Fuel type - Octane	Regular unleaded - 87	Regular unleaded - 87
Fuel tank (L/US gal)	8.3/2.2	1.9/0.5
Oil tank capacity (L/qt)	0.55/0.15	0.55/0.15

### POWERTRAIN

Drive clutch	CVT System	Centrifugal
Driven clutch		
Drive sprocket pitch	66 mm/2.59 in.	66 mm/2.59 in.

### DRY WEIGHT

Dry weight	217 lb	170 lb
------------	--------	--------

### DIMENSIONS

Overall vehicle length	1,854 mm/73 in.	2,134 mm/84 in.
Overall vehicle width	914 mm/36 in.	914 mm/36 in.
Overall vehicle height	864 mm/34 in.	864 mm/34 in.
Ski stance	775 mm/30.5 in. adjustable	775 mm/30.5 in. adjustable
Track	Cobra:	Cobra:
(Length x Width x Profile)	93 x 10 x 1.0 in.	67 x 10 x 0.75 in.

### COLOR

Neo Yellow 

### SUSPENSION

Front suspension	A-arms
Front shock	Hydraulic twin-tube
Front suspension travel	102 mm/4.5 in.
Rear suspension	Neo
Center shock	Slide rail, adjustable torsion spring
Rear suspension travel	203 mm/8.5 in. (200) 102 mm/4.5 in. (120)

### FEATURES

Platform	Youth
Starter	Electric (200) Manual (120)
Brake system	Hydraulic (200) Adjustable band (120)
Heated throttle lever/grips	Standard
Windshield	Low
Bumpers (front/rear)	Youth/Youth







# GRAND TOURING LIMITED

The ultimate in 2-up trail comfort and technology with dynamic engine options.



GRAND TOURING LIMITED  
900 ACE TURBO SHOWN



GRAND TOURING LIMITED  
900 ACE TURBO R W/ LIMITED PACKAGE SHOWN

## // PACKAGE HIGHLIGHTS

- Three Rotax® engines available: 900 ACE™ Turbo R, 900 ACE Turbo, 900 ACE
- Luxury Package available: Includes 7.8 in. wide LCD display with BRP Connect, premium Platinum Silver color and studded track
- RAS™ X front suspension
- rMotion™ X rear suspension with Air Control Suspension (ACS)
- Premium Protection: 23 in. ultra-high windshield, side panel wind deflectors, rear snow deflector and running boards with small openings
- Large rear LinQ® cargo box with 62 L/16.1 gal of storage
- Premium heated 2-up seat with heated passenger handholds and air deflectors
- Heated boot plug
- Heated visor outlets for driver and passenger
- pDrive™ clutch
- Electro-mechanical reverse
- Ergo-step side panels
- SilentDrive™ system
- Forward adjustable riser
- Heavy-duty rear bumper
- Glove box with 4 L/1 gal of storage
- Backlit multifunction handlebar controls
- Pivoting mirrors

ROTAX ENGINE	900 ACE TURBO R	900 ACE TURBO	900 ACE
Engine details	Liquid-cooled, four-stroke D.O.H.C., dry sump, turbocharged	Liquid-cooled, four-stroke D.O.H.C., dry sump, turbocharged	Liquid-cooled, four-stroke D.O.H.C., dry sump
Horsepower	180	130	95
Cylinders – Displacement	3 – 899 cc	3 – 899 cc	3 – 899 cc
Bore – Stroke (mm)	73 – 69.7	73 – 69.7	73 – 69.7
Carburation	EFI	EFI	EFI
Fuel type – Octane	Premium unleaded – 91	Premium unleaded – 91	Regular unleaded – 87
Fuel tank (L/US gal)	36/9.5	36/9.5	36/9.5
Oil tank capacity (L/qt)	3.3/3.5	3.3/3.5	3.3/3.5

### POWERTRAIN

Drive clutch	pDrive	pDrive	pDrive
Driven clutch	QRS Vent	QRS Vent	QRS
Drive sprocket pitch	36 mm/1.43 in.	36 mm/1.43 in.	36 mm/1.43 in.

### DRY WEIGHT

Dry weight	590 lb	586 lb	559 lb
------------	--------	--------	--------

### DIMENSIONS

Overall vehicle length	3,127 mm/123.1 in.
Overall vehicle width	1,217 mm/47.9 in.
Overall vehicle height	1,513 mm/59.6 in.
Ski stance	1,090 mm/43 in. adjustable
Track	Silent Track II:
(Length x Width x Profile)	137 x 15 x 1.25 in.
	Studded Silent Track II:
	137 x 15 x 1.25 in. (Luxury Package)

### COLOR

Platinum Silver / Spartan Red (Luxury Package)

Black

### SUSPENSION

Front suspension	RAS X
Front shock	HPG <sup>1</sup>
Front suspension travel	225 mm/8.9 in.
Rear suspension	rMotion X
Center shock	HPG
Rear shock	ACS (Air Control Suspension)
Rear suspension travel	276 mm/10.9 in.

### FEATURES

Platform	REV® Gen4
Skis	Pilot™ 5.7 SL
Seating	2-up heated
Handlebar	Standard
Riser block height	Adjustable – 120 mm/4.7 in.
Starter	Electric
Reverse	Electro-mechanic
Air radiator	Fan (Turbo engines only)
Brake system	Brembo <sup>1</sup>
Heated throttle lever/grips	Standard (driver and passenger)
Gauge type	7.2 in. digital display
	7.8 in. wide LCD color display (Luxury Package)
Windshield	585 mm/23 in. with mirrors
Runner – Carbide	Round 1/2 – 4 in.
Bumpers (front/rear)	Std/Heavy-duty

## // FEATURE HIGHLIGHTS

**1 Rotax 900 ACE Turbo R engine**

Now the most powerful 4-stroke engine ever offered in a Ski-Doo. Ferocious instant acceleration and top speed through bigger fuel injectors, increased boost and optimized intake and exhaust systems. The new cable activated iTC throttle better matches a performance rider's profile while offering three driving modes.

**2 Premium Protection**

23 in. ultra-high windshield, side panel wind deflectors, rear snow deflector and running boards with small openings all make for the most comfortable ride possible.

(See website for images)

**3 Luxury Package**

Three premium features consisting of a distinctive Platinum Silver and Spartan Red colorway, 7.8 in. wide LCD display with BRP Connect and a studded Silent Track II.



GRAND TOURING LIMITED  
900 ACE TURBO R W/ LIMITED PACKAGE SHOWN

**4 rMotion X rear suspension with Air Control Shock (ACS)**

rMotion X redefines big-bump capability in the harshest terrain, while improving overall handling thanks to a longer front arm with adjustable-angle design. Combined with ACS and its on-the-fly preload settings, you have the best of both handling and adjustable comfort.

**5 Large cargo box**

Hard-top weather-resistant LinQ box adds 62 L (16.1 gal) of storage on the tunnel.

**6 Heated 2-up seat**

Premium 2-up heated seat with backrest, including handholds.

# GRAND TOURING SPORT

Trail comfort and 2-up features with precision handling and savvy style.



GRAND TOURING SPORT  
900 ACE SHOWN

## // WHAT'S NEW

- RAS™ X front suspension

## // PACKAGE HIGHLIGHTS

- Rotax® 900 ACE™ and 600 ACE engines with 420W magneto
- 23 in. ultra-high windshield with side deflectors
- 2-up seat with heated passenger handholds and air deflectors
- SC™-5M rear suspension
- Heated driver's visor power outlet
- pDrive™ clutch (900 ACE)
- Pivoting mirrors
- Reversible throttle lever (thumb or finger activated)
- Brembo® brake
- iTC™ Engine mapping modes (Standard, Sport or ECO™)
- Pilot™ 5.7 SL skis
- Mechanical reverse
- SilentDrive™ system

### ROTAX ENGINE

	900 ACE	600 ACE
Engine details	Liquid-cooled, four-stroke D.O.H.C., dry sump	Liquid-cooled, four-stroke D.O.H.C., dry sump
Horsepower	95	62
Cylinders – Displacement	3 – 899 cc	2 – 600 cc
Bore – Stroke (mm)	73 – 69.7	73 – 69.7
Carburation	EFI	EFI
Fuel type – Octane	Regular unleaded – 87	Regular unleaded – 87
Fuel tank (L/US gal)	36/9.5	36/9.5
Oil tank capacity (L/qt)	3.3/3.5	2.1/2.2

### POWERTRAIN

Drive clutch	pDrive	eDrive™ 2
Driven clutch	QRS	QRS
Drive sprocket pitch	36 mm/1.43 in.	36 mm/1.43 in.

### DRY WEIGHT

Dry weight	530 lb	509 lb
------------	--------	--------

### DIMENSIONS

Overall vehicle length	3,127 mm/123.1 in.
Overall vehicle width	1,217 mm/47.9 in.
Overall vehicle height	1,513 mm/59.6 in.
Ski stance	1,090 mm/43 in. adjustable
Track (Length x Width x Profile)	Silent Track II: 137 x 15 x 1.25 in.

### COLOR

Black / Neo Yellow

### SUSPENSION

Front suspension	RAS™ X
Front shock	Motion Control
Front suspension travel	225 mm/8.9 in.
Rear suspension	SC-5M
Center shock	Motion Control
Rear shock	HPG <sup>1</sup>
Rear suspension travel	245 mm/9.6 in.

### FEATURES

Platform	REV® Gen4
Skis	Pilot 5.7 SL
Seating	2-up
Handlebar	Standard
Riser block height	120 mm/4.7 in.
Starter	Electric
Reverse	Mechanical
Brake system	Brembo
Heated throttle lever/grips	Standard (driver and passenger)
Gauge type	4.5 in. digital display
Windshield	585 mm/23 in. with mirrors
Runner – Carbide	Round 1/2 – 4 in.
Bumpers (front/rear)	Std/Std



## // FEATURE HIGHLIGHTS

**1 Rotax 900 ACE and 600 ACE engines**

Two reliable, low-maintenance choices with proven ACE technology and Intelligent Throttle Control (iTC) with three driving modes. The 62 hp\* 600 ACE is the industry's fuel-economy leader\*\*, and the 95 hp\* 900 ACE ensures lively performance at an incredible value.

**2 RAS X front suspension**

Flatter cornering and precision handling in all conditions. Wider, adjustable ski stance and +10mm of suspension stroke maximize stability, capability and comfort.

**3 HPG rear shock**

High-quality KYB® high-pressure gas shock for excellent performance and reliability.



GRAND TOURING SPORT  
900 ACE SHOWN

[See website for image]

**4 SilentDrive system**

Track drivers, interior track design and suspension geometry designed to reduce sound to the rider that are clearly noticeable as well as up to 70% less vibration to the rider's feet.

**5 Ultra-high windshield**

Sculpted to offer improved rider and passenger wind deflection.

**6 2-up seat**

Comfortable 2-up seat with backrest, including handholds.

# EXPEDITION® XTREME™

The high-performance sport-utility sled with capability to go just about anywhere.



## // WHAT'S NEW

- Two Rotax® engines available:  
850 E-TEC® and 900 ACE™ Turbo R

EXPEDITION XTREME  
900 ACE TURBO R SHOWN

## // PACKAGE HIGHLIGHTS

- KYB® Pro 36 Easy-Adjust rear shock
- HPG™ Plus front shocks
- RAS™ X crossover front suspension
- SC1-5U articulating rear suspension with locking mechanism [no tool required]
- 20 in. wide Multi-LinQ® plate with 125 lb/56.7 kg cargo capacity
- Air radiator with fan
- Deep-snow running boards with large openings
- pDrive™ clutch with clickers
- Low handlebar strap
- Flexible handguards
- Electric start
- Pilot™ DS 3 skis
- Adjustable ski stance

### ROTAX ENGINE

	850 E-TEC	900 ACE TURBO R
Engine details	Liquid-cooled, two-stroke, eRAVE™	Liquid-cooled, four-stroke D.O.H.C., dry sump, turbocharged
Horsepower	165	180
Cylinders – Displacement	2 – 849 cc	3 – 899 cc
Bore – Stroke (mm)	82 – 80.4	73 – 69.7
Carburation	E-TEC direct injection with additional booster injectors	EFI
Fuel type – Octane	Premium unleaded – 91	Premium unleaded – 91
Fuel tank (L/US gal)	42/11.1	42/11.1
Oil tank capacity (L/qt)	3.4/3.6	3.3/3.5

### POWERTRAIN

Drive clutch	pDrive with clickers	pDrive
Driven clutch	QRS Vent Plus	QRS Vent
Drive sprocket pitch	73 mm/2.86 in.	73 mm/2.86 in.


### DRY WEIGHT

Dry weight	596 lb	634 lb
------------	--------	--------

### DIMENSIONS

Overall vehicle length	3,293 mm/129.6 in.
Overall vehicle width	1,140 to 1,180 mm/44.9 to 46.5 in.
Overall vehicle height	1,280 mm/50.4 in.
Ski stance	1,000 mm/39 in. adjustable
Track	Cobra WT:
[Length x Width x Profile]	154 x 20 x 1.8 in.

### COLOR

Black / Spartan Red 

### SUSPENSION

Front suspension	RAS X
Front shock	HPG Plus
Front suspension travel	220 mm/8.7 in.
Rear suspension	SC-5U
Center shock	HPG Plus
Rear shock	KYB Pro 36
Rear suspension travel	239 mm/9.4 in.


### FEATURES

Platform	REV® Gen4
Skis	Pilot DS 3
Seating	1-up modular with rear seat storage
Handlebar	Standard with J-hooks/Grab handle
Riser block height	145 mm/5.7 in.
Starter	Electric
Reverse	RER™ (850 E-TEC) Electro-mechanic (Turbo R)
Air radiator	High-efficiency w/ fan (4-stroke) Fan (2-stroke)
Brake system	Brembo¹
Heated throttle lever/grips	Standard
Gauge type	4.5 in. digital display
Windshield	360 mm/14 in.
Runner – Carbide	Square 3/8 in. – 4 in.
Bumpers [front/rear]	Heavy-duty/Std

## // FEATURE HIGHLIGHTS

**1 Rotax 900 ACE Turbo R engine**

Now the most powerful engine ever offered in a Ski-Doo. Ferocious instant acceleration and top speed through bigger fuel injectors, increased boost and optimized intake and exhaust systems. The new cable activated iTC™ throttle better matches a performance rider's profile while offering three driving modes.

**2 Rotax 850 E-TEC engine**

Next generation of the most advanced direct-injection two-stroke engine technology. Designed for reliability and durability with proven four-stroke and long-lasting automotive technologies.

**3 Like a Summit® with a 20 in. wide track**

The REV Gen4 platform paired with the RAS X crossover front suspension allows effortless maneuvers in deep snow, while the 20 x 154 x 1.8 in. Cobra track provides incredible flotation and traction.



EXPEDITION XTREME  
900 ACE TURBO R SHOWN

**4 KYB Pro 36 piggyback rear shock with compression adjustment**

Extreme-capability, extreme-durability shocks with compression adjustment for optimized control in the toughest conditions. Lightweight aluminum and rebuildable/revalvable.

**5 SC-5U articulating rear suspension**

The articulated rail maximizes deep-snow traction in reverse, and its toolless locking mechanism is ideal for towing.

**6 Multi-LinQ plate**

Standard LinQ adaptable storage. Fits 16- and 20-inch-wide LinQ accessories to maximize accessory options. Up to 125 lb (56.7 kg) of cargo capacity.



# EXPEDITION® SE

The utmost touring sport-utility vehicle with an incredible list of work and luxury features.

## // WHAT'S NEW

• Four Rotax® engines available: 850 E-TEC®, 900 ACE™ Turbo R, 900 ACE Turbo and 900 ACE

## // PACKAGE HIGHLIGHTS

- Air Control Suspension (ACS) rear shock
- RAS™ X crossover front suspension
- 7.8 in. wide LCD display with BRP Connect available
- SC1-5U articulating rear suspension with locking mechanism (no tool required)
- 20 in. wide Multi-LinQ® plate with 125 lb/56.7 kg cargo capacity
- Air radiator with fan
- Deep-snow running boards with large openings

- Removable passenger seat with heated grips
- Ultra-large LinQ utility cargo box with 135 L/35.7 US gal of storage
- Hitch receiver with 1,500 lb/680 kg towing capacity when equipped with an HD rear bumper. (1,200 lb/544 kg std.)
- High-capacity battery
- Forward adjustable riser

- Easy-shift transmission (H-L-N) with RER™ electronic reverse (2-stroke)/electro-mechanical reverse (4-stroke)
- 23 in. ultra-high windshield with side deflectors
- Pivoting mirrors
- Pilot™ 7.4 skis
- Heated driver's visor power outlet
- pDrive™ clutch
- Backlit multifunction handlebar controls



EXPEDITION SE  
900 ACE TURBO SHOWN



EXPEDITION SE  
850 E-TEC SHOWN

ROTAX ENGINE	850 E-TEC	900 ACE TURBO R	900 ACE TURBO	900 ACE
Engine details	Liquid-cooled, two-stroke, eRAVE™	Liquid-cooled, four-stroke D.O.H.C., dry sump, turbocharged	Liquid-cooled, four-stroke D.O.H.C., dry sump, turbocharged	Liquid-cooled, four-stroke D.O.H.C., dry sump
Horsepower	165	180	130	95
Cylinders - Displacement	2 - 849 cc	3 - 899 cc	3 - 899 cc	3 - 899 cc
Bore - Stroke (mm)	82 - 80.4	73 - 69.7	73 - 69.7	73 - 69.7
Carburation	E-TEC direct injection with additional booster injectors	EFI	EFI	EFI
Fuel type - Octane	Premium unleaded - 91	Premium unleaded - 91	Premium unleaded - 91	Regular unleaded - 87
Fuel tank (L/US gal)	42/11.1	42/11.1	42/11.1	42/11.1
Oil tank capacity (L/qt)	3.4/3.6	3.3/3.5	3.3/3.5	3.3/3.5

### POWERTRAIN

Drive clutch	pDrive with clickers	pDrive	pDrive	pDrive
Driven clutch	QRS Vent Plus	QRS Vent	QRS Vent	QRS
Drive sprocket pitch	73 mm/2.86 in.	73 mm/2.86 in.	73 mm/2.86 in.	73 mm/2.86 in.

### DRY WEIGHT

Dry weight	654 lb	694 lb	689 lb	666 lb
------------	--------	--------	--------	--------

### DIMENSIONS

Overall vehicle length	3,256 mm/128.2 in.
Overall vehicle width	1,200 to 1,240 mm/47.7 to 48.8 in.
Overall vehicle height	1,513 mm/59.6 in.
Ski stance	1,000 mm/39 in. adjustable
Track	Silent Cobra WT: 154 x 20 x 1.5 in.
(Length x Width x Profile)	Silent Ice Cobra WT: 154 x 20 x 1.5 in. opt.
	Silent Cobra WT: 154 x 20 x 1.8 in. opt.

### SUSPENSION

Front suspension	RAS X
Front shock	HPG <sup>1</sup>
Front suspension travel	220 mm/8.7 in.
Rear suspension	SC-5U
Center shock	HPG
Rear shock	ACS (Air Control Suspension)
Rear suspension travel	239 mm/9.4 in.

### COLOR

Catalyst Grey / Orange Crush

Black

### FEATURES

Platform	REV® Gen4
Skis	Pilot 7.4
Seating	2-up modular with underseat storage
Handlebar	Standard with J-hooks/Grab handle
Riser block height	Adjustable-120 mm/4.7 in.
Starter	Electric
Reverse	RER (2-stroke) Electro-mechanical (ACE engines)
Air radiator	High-efficiency w/ fan (4-stroke) Fan (2-stroke)
Brake system	Brembo <sup>1</sup>
Heated throttle lever/grips	Standard (driver and passenger)
Gauge type	7.2 in. wide digital 7.8 in. wide LCD color (opt. on ACE engines)
Windshield	585 mm/23 in. with mirrors
Runner - Carbide	Square 3/8 in. - 4 in.
Bumpers (front/rear)	Heavy-duty/Hitch receiver

## // FEATURE HIGHLIGHTS

**1 Rotax 900 ACE Turbo R engine**

Now the most powerful 4-stroke engine ever offered in a Ski-Doo. Ferocious instant acceleration and top speed through bigger fuel injectors, increased boost and optimized intake and exhaust systems. The new cable activated iTC throttle better matches a performance rider's profile while offering three driving modes.

**2 SC-5U rear suspension with Air Control Shock (ACS)**

The articulated rail maximizes deep-snow traction in reverse, and its toolless locking mechanism is ideal for towing. Combined with ACS and its on-the-fly preload settings, you have the best of both utility functions and adjustable comfort.

**3 Ultra-large LinQ utility cargo box**

135 L/35.7 US gal of lockable, weather-resistant storage capacity. Incorporated hatchet and saw holder, plus attachment points for bungees and two 16 in. LinQ positions on top for expandable accessory use.



EXPEDITION SE  
850 E-TEC SHOWN

**4 Multi-LinQ plate**

Standard LinQ adaptable storage. Fits 16- and 20-inch-wide LinQ accessories to maximize accessory options. Up to 125 lb (56.7 kg) of cargo capacity.

**5 Large panoramic 7.8 in. wide LCD color display available**

Wide-screen full-color display lets riders truly customize their ride from behind the bars. Choose your preferred sled info, and see app integrated-information in a split-screen format with GPS, Bluetooth® music, helmet-to-helmet communication and more.

[See website for images]

**6 Three utility track choices**

Choose from three different factory-installed Silent Cobra tracks, with or without carbine studs for extra traction in icy conditions.

# EXPEDITION® LE

A hybrid touring sport-utility vehicle with premium features for off-trail exploration and on-trail cruises.



EXPEDITION LE  
900 ACE TURBO SHOWN

## // WHAT'S NEW

- Four Rotax® engines available: 600R E-TEC®, 900 ACE™ Turbo R, 900 ACE Turbo and 900 ACE engines
- Available with 20 in. or 24 in. track options

## // PACKAGE HIGHLIGHTS

- 20 in. wide Multi-LinQ® plate with 125 lb/56.7 kg cargo capacity
- RAS™ X crossover front suspension
- SC¹-5U articulating rear suspension with locking mechanism (no tool required)
- Air radiator with fan
- Deep-snow running boards with large openings
- Removable passenger seat with heated grips
- Hitch receiver with 1,500 lb/680 kg towing capacity when equipped with an HD rear bumper. (1,200 lb/544 kg std.)
- High-capacity battery
- Easy-shift transmission (H-L-N) with RER™ electronic reverse (2-stroke)/electro-mechanical reverse (4-stroke)
- 23 in. ultra-high windshield with side deflectors
- Pivoting mirrors
- Pilot™ 7.4 skis
- Heated driver's visor power outlet
- Low handlebar strap
- pDrive™ clutch

### ROTAX ENGINE

	600R E-TEC	900 ACE TURBO R	900 ACE TURBO	900 ACE
Engine details	Liquid-cooled, two-stroke, eRAVE™	Liquid-cooled, four-stroke D.O.H.C., dry sump, turbocharged	Liquid-cooled, four-stroke D.O.H.C., dry sump, turbocharged	Liquid-cooled, four-stroke D.O.H.C., dry sump
Horsepower	125	180	130	95
Cylinders - Displacement	2 - 599.4 cc	3 - 899 cc	3 - 899 cc	3 - 899 cc
Bore - Stroke (mm)	72.3 - 73	73 - 69.7	73 - 69.7	73 - 69.7
Carburation	E-TEC direct injection	EFI	EFI	EFI
Fuel type - Octane	Premium unleaded - 91	Premium unleaded - 91	Premium unleaded - 91	Regular unleaded - 87
Fuel tank (L/US gal)	42/11.1	42/11.1	42/11.1	42/11.1
Oil tank capacity (L/qt)	3.4/3.6	3.3/3.5	3.3/3.5	3.3/3.5

### POWERTRAIN

Drive clutch	pDrive with clickers	pDrive	pDrive	pDrive
Driven clutch	QRS Vent	QRS Vent	QRS Vent	QRS
Drive sprocket pitch	73 mm/2.86 in.	73 mm/2.86 in.	73 mm/2.86 in.	73 mm/2.86 in.

### DRY WEIGHT

Dry weight 20 in. track	617 lb	670 lb	666 lb	640 lb
Dry weight 24 in. track	626 lb	681 lb	676 lb	650 lb

### DIMENSIONS

Overall vehicle length	3,256 mm/128.2 in.
Overall vehicle width	1,200 to 1,240 mm/47.7 to 48.8 in.
Overall vehicle height	1,513 mm/59.6 in.
Ski stance	1,000 mm/39 in. adjustable
Track	Silent Cobra WT:
(Length x Width x Profile)	154 x 20 x 1.5 in.
	154 x 24 x 1.5 in.

### SUSPENSION

Front suspension	RAS X
Front shock	HPG¹
Front suspension travel	220 mm/8.7 in.
Rear suspension	SC-5U
Center shock	HPG
Rear shock	HPG
Rear suspension travel	239 mm/9.4 in.

### COLOR

Arctic Desert / Black 

Black 

### FEATURES

Platform	REV® Gen4
Skis	Pilot 7.4
Seating	2-up modular with underseat storage
Handlebar	Standard with J-hooks/Grab handle
Riser block height	145 mm/5.7 in.
Starter	Electric
Reverse	RER (600R E-TEC) Electro-mechanic (ACE engines)
Air radiator	High-efficiency w/ fan (4-stroke) Fan (2-stroke)
Brake system	Brembo¹
Heated throttle lever/grips	Standard (driver and passenger)
Gauge type	4.5 in. digital display
Windshield	585 mm/23 in. with mirrors
Runner - Carbide	Square 3/8 in. - 4 in.
Bumpers (front/rear)	Heavy-duty/Hitch receiver

## // FEATURE HIGHLIGHTS=

**1 Rotax 900 ACE Turbo R engine**

Now the most powerful 4-stroke engine ever offered in a Ski-Doo. Ferocious instant acceleration and top speed through bigger fuel injectors, increased boost and optimized intake and exhaust systems. The new cable activated iTC throttle better matches a performance rider's profile while offering three driving modes.

**2 Utility 2-up seat**

The ideal combination of comfort and convenience. Driver and passenger seat offering comfort and maneuverability for the driver, and convenience and protection for the passenger. Shielded and heated passenger hand grips.

**3 SC-5U articulating rear suspension**

The articulated rail maximizes deep-snow traction in reverse, and its toolless locking mechanism is ideal for towing.



EXPEDITION LE  
900 ACE TURBO SHOWN

**4 RAS X crossover front suspension**

An updated version of our RAS X trail front end for capability on- and off-trail. Light steering feel optimized for crossover usage with adjustable stance.

**5 20 in. and 24 in. wide tracks available**

A wide range of options built to offer superb flotation and meet any towing needs.

**6 Multi-LinQ plate**

Standard LinQ adaptable storage. Fits 16- and 20-inch-wide LinQ accessories to maximize accessory options. Up to 125 lb (56.7 kg) of cargo capacity.



# EXPEDITION® SPORT

Ultra-responsive chassis for on- or off-trail rides and extensive array of sport-utility and 2-up features.



EXPEDITION SPORT  
900 ACE SHOWN

## // WHAT'S NEW

- Three Rotax® engines available: 900 ACE™, 600 ACE and 600 EFI

## // PACKAGE HIGHLIGHTS

- pDrive™ clutch
- RAS™ X crossover front suspension
- SC1-SU articulating rear suspension with locking mechanism [no tool required]
- Brembo® brake
- 420W magneto available with Rotax® ACE engines
- Heavy duty rear bumper with tongue-type hitch
- Air radiator with fan and engine oil cooler
- 2-up seat with removable LinQ® passenger backrest and handholds
- Deep-snow running boards with large openings
- Standard with 2 sets of LinQ attachment points
- Adjustable ski stance
- Pilot™ DS 2 skis

ROTAX ENGINE	600 EFI	900 ACE	600 ACE
Engine details	Liquid-cooled, two-stroke	Liquid-cooled, four-stroke D.O.H.C., dry sump	Liquid-cooled, four-stroke D.O.H.C., dry sump
Horsepower	85	95	62
Cylinders – Displacement	2 – 599.4 cc	3 – 899 cc	2 – 600.0 cc
Bore – Stroke (mm)	72.3 – 73	73 – 69.7	73 – 69.7
Carburation	EFI	EFI	EFI
Fuel type – Octane	Regular unleaded – 87	Regular unleaded – 87	Regular unleaded – 87
Fuel tank (L/US gal)	36/9.5	36/9.5	36/9.5
Oil tank capacity (L/qt)	3.4/3.6	3.3/3.5	2.1/2.2

### POWERTRAIN

Drive clutch	pDrive	pDrive	eDrive™ 2
Driven clutch	QRS	QRS	QRS
Drive sprocket pitch	73 mm/2.86 in.	73 mm/2.86 in.	73 mm/2.86 in.

### DRY WEIGHT

Dry weight	504 lb	578 lb	532 lb
------------	--------	--------	--------

### DIMENSIONS

Overall vehicle length	3,309 mm/130.3 in.
Overall vehicle width	1,140 to 1,180 mm/44.9 to 46.5 in.
Overall vehicle height	1,513 mm/59.6 in.
Ski stance	1,000 mm/39 in. adjustable
Track	Charger:
[Length x Width x Profile]	154 x 16 x 1.5 in.

### COLOR

Black / Neo Yellow

### SUSPENSION

Front suspension	RAS X
Front shock	Motion Control
Front suspension travel	210 mm/8.3 in.
Rear suspension	SC-SU
Center shock	Motion Control
Rear shock	HPG®
Rear suspension travel	239 mm/9.4 in.

### FEATURES

Platform	REV® Gen4
Skis	Pilot DS 2
Seating	2-up
Handlebar	Standard with J-hooks
Riser block height	145 mm/5.7 in.
Starter	Electric
Reverse	RER™ (600 EFI) Mechanical (ACE engines)
Air radiator	Fan (4-stroke only)
Brake system	Brembo
Heated throttle lever/grips	Standard (driver only)
Gauge type	4.5 in. digital display
Windshield	585 mm/23 in.
Runner – Carbide	Square 3/8 in. – 4 in.
Bumpers [front/rear]	Std/Heavy Duty with tongue-type hitch

## // FEATURE HIGHLIGHTS

*[See website for images]***1 Three engine choices**


This versatile model benefits from three reliable, easy-to-own and fuel-efficient engine choices with the right power for any rider.

**2 Modular 2-up seat**

Easily remove or install the passenger backrest and handholds with the LinQ system.

**3 RAS X crossover front suspension**

An updated version of our RAS X trail front end for capability on- and off-trail. Light steering feel optimized for crossover usage with adjustable stance.

EXPEDITION SPORT  
900 ACE SHOWN**4 Air radiator with fan**

Extra cooling capacity when pulling heavy load, in low-snow conditions or at low speed.

**5 Deep-snow running boards**

Massive, strategically shaped openings keep the boards clear. A tall extruded edge adds stiffness and has aggressive boot grips.

**6 SC-5U articulating rear suspension**

The articulated rail maximizes deep-snow traction in reverse, and its toolless locking mechanism is ideal for towing.

# TUNDRA™ LT

Great off-trail and deep-snow performance with light-utility capability.



TUNDRA LT  
600 ACE SHOWN

## // WHAT'S NEW

- Painted tunnel

## // PACKAGE HIGHLIGHTS

- Rotax® 600 EFI and 600 ACE™ engine with 650W magneto available
- HPG<sup>1</sup> rear shock
- LTS telescopic front suspension
- SC<sup>1</sup>-5U articulating rear suspension with locking mechanism (no tool required)
- Brembo<sup>1</sup> brake
- Heavy-duty rear bumper with tongue-type hitch
- Air radiator with fan
- Standard electric start
- Deep-snow running boards with large openings
- Standard with two sets of LinQ® attachment points
- Pilot™ DS 2 skis
- Low handlebar strap

### ROTAX ENGINE

	600 EFI	600 ACE
Engine details	Liquid-cooled, two-stroke	Liquid-cooled, four-stroke D.O.H.C., dry sump
Horsepower	85	62
Cylinders – Displacement	2 – 599.4 cc	2 – 600 cc
Bore – Stroke (mm)	72.3 – 73	73 – 69.7
Carburation	EFI	EFI
Fuel type – Octane	Regular unleaded – 87	Regular unleaded – 87
Fuel tank (L/US gal)	36/9.5	36/9.5
Oil tank capacity (L/qt)	3.4/3.6	2.1/2.2

### POWERTRAIN

Drive clutch	pDrive™	eDrive™ 2
Driven clutch	QRS	QRS
Drive sprocket pitch	73 mm/2.86 in.	73 mm/2.86 in.


### DRY WEIGHT

Dry weight	491 lb	515 lb
------------	--------	--------

### DIMENSIONS

Overall vehicle length	3,259 mm/129.3 in.
Overall vehicle width	994 mm/39.1 in.
Overall vehicle height	1,513 mm/59.6 in.
Ski stance	813 mm/32 in.
Track (Length x Width x Profile)	Charger: 154 x 16 x 1.5 in.

### COLOR

Black 


### SUSPENSION

Front suspension	LTS
Front shock	Motion Control
Front suspension travel	150 mm/5.9 in.
Rear suspension	SC-5U
Center shock	Motion Control
Rear shock	HPG
Rear suspension travel	239 mm/9.4 in.

### FEATURES

Platform	REV® Gen4
Skis	Pilot DS 2
Seating	Short 2-up
Handlebar	Standard with J-hooks/ Grab handle
Riser block height	145 mm/5.7 in.
Starter	Electric
Reverse	RER™ (600 EFI) Mechanical (600 ACE)
Air radiator	Fan
Brake system	Brembo
Heated throttle lever/grips	Standard
Gauge type	4.5 in. digital display
Windshield	430 mm/17 in.
Runner – Carbide	Square 3/8 in. – 4 in.
Bumpers (front/rear)	Std/Heavy-duty with tongue-type hitch

## // FEATURE HIGHLIGHTS

**1 Rotax 600 ACE and 600 EFI engines**

Two easy-to-own, reliable and fuel-efficient choices. 62 hp\* (600 ACE) or 85 hp\* (600 EFI) versions ensure great performance and an incredible value.

*(See website for image)*

**2 154 in. track length**

Provides extra flotation and traction when riding in deep-snow.

**3 LTS front suspension**

Industry-exclusive telescopic front suspension enables a large, flat belly pan for exceptional deep-snow flotation.



TUNDRA LT  
600 ACE SHOWN

**4 Air radiator with fan**

Extra cooling capacity when pulling heavy load, in low-snow conditions or at low speed.

**5 SC-5U articulating rear suspension**

The articulated rail maximizes deep-snow traction in reverse, and its toolless locking mechanism is ideal for towing.

**6 Heavy-duty rear bumper**

For extra protection and extreme utility.



# TUNDRA™ SPORT

Economical, nimble and fun light-utility vehicle.



TUNDRA SPORT  
600 ACE SHOWN

## // PACKAGE HIGHLIGHTS

- Rotax® 600 EFI and 600 ACE™ engine with 650W magneto available
- HPG<sup>†</sup> rear shock
- LTS telescopic front suspension
- cMotion™ rear suspension
- Brembo<sup>†</sup> brake
- Heavy-duty rear bumper
- Air radiator with fan (600 ACE only)
- Standard electric start
- Deep-snow running boards with large openings
- Standard with two sets of LinQ® attachment points
- Pilot™ DS 2 skis

### ROTAX ENGINE

	600 EFI	600 ACE
Engine details	Liquid-cooled, two-stroke	Liquid-cooled, four-stroke D.O.H.C., dry sump
Horsepower	85	62
Cylinders – Displacement	2 – 599.4 cc	2 – 600 cc
Bore – Stroke (mm)	72.3 – 73	73 – 69.7
Carburation	EFI	EFI
Fuel type – Octane	Regular unleaded – 87	Regular unleaded – 87
Fuel tank (L/US gal)	36/9.5	36/9.5
Oil tank capacity (L/qt)	3.4/3.6	2.1/2.2

### POWERTRAIN

Drive clutch	pDrive™	eDrive™ 2
Driven clutch	QRS	QRS
Drive sprocket pitch	73 mm/2.86 in.	73 mm/2.86 in.


### DRY WEIGHT

Dry weight	466 lb	486 lb
------------	--------	--------

### DIMENSIONS

Overall vehicle length	3,110 mm/122.4 in.
Overall vehicle width	994 mm/39.1 in.
Overall vehicle height	1,369 mm/53.9 in.
Ski stance	813 mm/32 in.
Track (Length x Width x Profile)	Cobra: 146 x 16 x 1.6 in.

### COLOR

Neo Yellow / Black 


### SUSPENSION

Front suspension	LTS
Front shock	Motion Control
Front suspension travel	150 mm/5.9 in.
Rear suspension	cMotion
Center shock	Motion Control
Rear shock	HPG
Rear suspension travel	245 mm/9.6 in.

### FEATURES

Platform	REV® Gen4
Skis	Pilot DS 2
Seating	Short 2-up
Handlebar	Standard with J-hooks/ Grab handle
Riser block height	145 mm/5.7 in.
Starter	Electric
Reverse	RER™ (600 EFI) Mechanical (600 ACE)
Air radiator	Fan (600 ACE only)
Brake system	Brembo
Heated throttle lever/grips	Standard
Gauge type	4.5 in. digital display
Windshield	430 mm/17 in.
Runner – Carbide	Square 3/8 in. – 4 in.
Bumpers (front/rear)	Std/Heavy-duty

## // FEATURE HIGHLIGHTS

**1 Rotax 600 ACE and 600 EFI engines**

Two easy-to-own, reliable and fuel-efficient choices. 62 hp\* (600 ACE) or 85 hp\* (600 EFI) versions ensure great performance and an incredible value.

*(See website for image)*

**2 146 in. track length**

Outstanding versatility on rough trails or in deep snow.

**3 LTS front suspension**

Industry-exclusive telescopic front suspension enables a large, flat belly pan for exceptional deep-snow flotation.



TUNDRA SPORT  
600 ACE SHOWN

**4 Air radiator with fan (600 ACE only)**

Extra cooling capacity when pulling heavy load, in low-snow conditions or at low speed.

**5 cMotion rear suspension**

Crossover-specific suspension uses best principles of the rMotion™ trail and tMotion™ mountain skids for confident cornering and agile boondocking.

**6 Heavy-duty rear bumper**

For extra protection and extreme utility.

# SKANDIC® SE

New spring-only package with premium utility features for ultimate off-trail traction and flotation.



SKANDIC SE  
900 ACE SHOWN

## // WHAT'S NEW

- Available with five 20 in. or 24 in. track options
- Ultra large LinQ® utility cargo box with 135 L/35.7 US gal of storage
- Heated driver's visor power outlet
- 7.2 in. digital display
- Pilot™ 7.4 skis w/ liners
- HPG® center and rear shocks

## // PACKAGE HIGHLIGHTS

- Tow Rotax® engines available: 600R E-TEC® and 900™ ACE engines
- Multi-LinQ plate with 125 lb/56 kg cargo capacity
- LTS telescopic front suspension
- SC¹-SU articulating rear suspension with locking mechanism [no tool required]
- Removable passenger seat with grips
- 23 in. Ultra-high windshield with side deflectors
- Air radiator with fan
- Standard electric start
- Deep-snow running boards with large openings
- Easy Shift transmission [H-L-N] with RER™ electronic reverse [2 stroke] / electro-mechanical reverse [4 stroke]
- Pivoting mirrors
- pDrive™ clutch
- Low handlebar strap

### ROTAX ENGINE

	600R E-TEC	900 ACE
Engine details	Liquid-cooled, two-stroke, eRAVE™	Liquid-cooled, four-stroke D.O.H.C., dry sump
Horsepower	125	95
Cylinders – Displacement	2 – 599.4 cc	3 – 899 cc
Bore – Stroke (mm)	72.3 – 73	73 – 69.7
Carburation	E-TEC direct injection	EFI
Fuel type – Octane	Premium unleaded – 91	Regular unleaded – 87
Fuel tank (L/US gal)	42/11.1	42/11.1
Oil tank capacity (L/qt)	3.4/3.6	3.3/3.5

### POWERTRAIN

Drive clutch	pDrive with clickers	pDrive
Driven clutch	QRS	QRS
Drive sprocket pitch	73 mm/2.86 in.	73 mm/2.86 in.

### DRY WEIGHT

Dry weight 20 in track	632 lb	656 lb
Dry weight 24 in track	669 lb	693 lb

### DIMENSIONS

Overall vehicle length	3,222 mm/126.9 in.
Overall vehicle width	1,089 mm/42.8 in.
Overall vehicle height	1,513 mm/59.6 in.
Ski stance	889 mm/35 in.
Track [Length x Width x Profile]	Silent Cobra WT: 154 x 20 x 1.5 in. Silent Cobra WT: 154 x 20 x 1.8 in. Silent Ice Cobra WT: 154 x 20 x 1.5 in.  Silent Cobra SWT: 154 x 24 x 1.5 in. opt. Silent Ice Cobra SWT: 154 x 24 x 1.5 in. opt.

### COLOR

Catalyst Grey / Orange Crush

Black

### SUSPENSION

Front suspension	LTS
Front shock	Motion Control
Front suspension travel	150 mm/5.9 in.
Rear suspension	SC-SU
Center shock	HPG
Rear shock	HPG
Rear suspension travel	239 mm/9.4 in.

### FEATURES

Platform	REV® Gen4
Skis	Pilot 7.4 w/ liners
Seating	2-up modular with underseat storage
Handlebar	Standard with J-hooks/Grab handle
Riser block height	145 mm/5.7 in.
Starter	Electric
Reverse	RER [2-stroke] Electro-mechanic [ACE engines]
Air radiator	High-efficiency w/ fan [4-stroke] Fan [2-stroke]
Brake system	Brembo¹
Heated throttle lever/grips	Standard [driver only]
Gauge type	7.2 in. digital display
Windshield	585 mm/23 in. with mirrors
Runner – Carbide	Square 3/8 – 4 in.
Bumpers [front/rear]	Heavy-Duty/Hitch receiver



## // FEATURE HIGHLIGHTS

**1 Multi-LinQ plate**

Standard LinQ adaptable storage. Fits 16- and 20-inch-wide LinQ accessories to maximize accessory options. Up to 125 lb (56.7 kg) of cargo capacity.

**2 Ultra large LinQ utility cargo box**

135 L/35.7 US gal of lockable, weather resistant storage capacity. Incorporated hatchet and saw holder, plus attachment points for bungees and two 16 in. LinQ positions on top for expandable accessory use.

**3 LTS front suspension**

Industry-exclusive telescopic front suspension enables a large, flat belly pan for exceptional deep-snow flotation.



SKANDIC SE  
900 ACE SHOWN

**4 Ski liners**

Added flotation for extreme capability when your day takes you into the deep stuff.

**5 20 in. and 24 in. wide tracks available**

A wide range of options built to offer superb flotation and meet any towing needs.

**6 SC-5U articulating rear suspension**

The articulated rail maximizes deep-snow traction in reverse, and its toolless locking mechanism is ideal for towing.

# SKANDIC® LE

Additional in-season options for hardworking off-trail performance and towing capacity.



SKANDIC LE  
600 EFI SHOWN



SKANDIC LE  
900 ACE SHOWN

## // WHAT'S NEW

- Available with 20 in. or 24 in. track options

## // PACKAGE HIGHLIGHTS

- Four Rotax® engines available: 600R E-TEC®, 900 ACE™, 600 ACE and 600 EFI engines
- HPG® rear shock
- Multi-LinQ plate with 125 lb/56.7 kg cargo capacity
- LTS telescopic front suspension
- SC¹-5U articulating rear suspension with locking mechanism (no tool required)
- Removable passenger seat with grips
- 23 in. ultra-high windshield with side deflectors
- Hitch receiver with 1,500 lb/680 kg towing capacity when equipped with an HD rear bumper. (1,200 lb/544 kg std.)
- Air radiator with fan
- Standard electric start
- Deep-snow running boards with large openings
- Easy-shift transmission (H-L-N) with RER™ electronic reverse (2-stroke)/electro-mechanical reverse (4-stroke)
- Pivoting mirrors
- pDrive™ clutch
- Low handlebar strap
- Pilot™ 7.4 skis

ROTAX ENGINE	600R E-TEC	600 EFI	900 ACE	600 ACE
Engine details	Liquid-cooled, two-stroke, eRAVE™	Liquid-cooled, two-stroke	Liquid-cooled, four-stroke D.O.H.C., dry sump	Liquid-cooled, four-stroke D.O.H.C., dry sump
Horsepower	125	85	95	62
Cylinders – Displacement	2 599.4 cc	2 599.4 cc	3 899 cc	2 600 cc
Bore – Stroke (mm)	72.3 – 73	72.3 – 73	73 – 69.7	73 – 69.7
Carburation	E-TEC direct injection	EFI	EFI	EFI
Fuel type	Premium unleaded	Regular unleaded	Regular unleaded	Regular unleaded
Octane	91	87	87	87
Fuel tank (L/US gal)	42/11.1	42/11.1	42/11.1	42/11.1
Oil tank capacity (L/qt)	3.4/3.6	3.4/3.6	3.3/3.5	2.1/2.2

### POWERTRAIN

Drive clutch	pDrive with clicker	pDrive	pDrive	eDrive™ 2
Driven clutch	QRS	QRS	QRS	QRS
Drive sprocket pitch	73 mm/2.86 in.	73 mm/2.86 in.	73 mm/2.86 in.	73 mm/2.86 in.

### DRY WEIGHT

Dry weight 20 in track	596 lb	575 lb	620 lb	698 lb
Dry weight 24 in track	633 lb		657 lb	

### DIMENSIONS

Overall vehicle length	3,222 mm/126.9 in.
Overall vehicle width	1,089 mm/42.8 in.
Overall vehicle height	1,513 mm/59.6 in.
Ski stance	889 mm/35 in.
Track (Length x Width x Profile)	Silent Cobra WT: 154 x 20 x 1.5 in.  Silent Cobra SWT: 154 x 24 x 1.5 in. (opt. 900 ACE and 600R)

### SUSPENSION

Front suspension	LTS
Front shock	Motion Control
Front suspension travel	150 mm/5.9 in.
Rear suspension	SC-5U
Center shock	Motion Control
Rear shock	HPG
Rear suspension travel	239 mm/9.4 in.

### COLOR

Arctic Desert / Black	
Black	

### FEATURES

Platform	REV® Gen4
Skis	Pilot 7.4
Seating	2-up modular with underseat storage
Handlebar	Standard with J-hooks/Grab handle
Riser block height	145 mm/5.7 in.
Starter	Electric
Reverse	RER (2-stroke) Electro-mechanical (ACE engines)
Air radiator	High-efficiency w/ fan (4-stroke) Fan (2-stroke)
Brake system	Brembo¹
Heated throttle lever/grips	Standard (driver only)
Gauge type	4.5 in. digital display
Windshield	585 mm/23 in. with mirrors
Runner – Carbide	Square 3/8 in. – 14 in.
Bumpers (front/rear)	Heavy Duty/ Hitch receiver

## // FEATURE HIGHLIGHTS

**1 Multi-LinQ plate**

Standard LinQ adaptable storage. Fits 16- and 20-inch-wide LinQ accessories to maximize accessory options. Up to 125 lb (56.7 kg) of cargo capacity.

**2 Skandic 2-up seat**

The ideal combination of comfort and convenience. Driver and passenger seat offering comfort and maneuverability for the driver, and convenience for the passenger.

**3 LTS front suspension**

Industry-exclusive telescopic front suspension enables a large, flat belly pan for exceptional deep-snow flotation.



SKANDIC LE  
900 ACE SHOWN

[See website for images]

**4 Four engine options**

This versatile model benefits from four reliable and easy-to-own engine choices. Powerful 4- and 2-stroke options ensure the right match for any rider.

**5 20 in. and 24 in. wide tracks available**

A wide range of options built to offer superb flotation and meet any towing needs.

**6 SC-5U articulating rear suspension**

The articulated rail maximizes deep-snow traction in reverse, and its toolless locking mechanism is ideal for towing.



# SKANDIC® SPORT

The best 20 in. utility value  
in snowmobiling.



SKANDIC SPORT  
600 EFI SHOWN

## // PACKAGE HIGHLIGHTS

- Rotax® 600 EFI engine
- HPG<sup>1</sup> rear shock
- LTS telescopic front suspension
- SC<sup>1</sup>-5U articulating rear suspension with locking mechanism (no tool required)
- 1-up modular with rear seat storage
- Medium (17 in.) windshield with air deflectors
- Standard electric start
- Deep-snow running boards with large openings
- RER™ electronic reverse
- pDrive™ clutch with slider shoes

### ROTAX ENGINE

	600 EFI
Engine details	Liquid-cooled, two-stroke
Horsepower	85
Cylinders – Displacement	2 – 599.4 cc
Bore – Stroke (mm)	72.3 – 73
Carburation	EFI
Fuel type – Octane	Regular unleaded – 87
Fuel tank (L/US gal)	42/11.1
Oil tank capacity (L/qt)	3.4/3.6

### POWERTRAIN

Drive clutch	pDrive
Driven clutch	QRS
Drive sprocket pitch	73 mm/2.86 in.

### DRY WEIGHT

Dry weight	520 lb
------------	--------

### DIMENSIONS

Overall vehicle length	3,259 mm/129.3 in.
Overall vehicle width	1,089 mm/42.8 in.
Overall vehicle height	1,369 mm/53.9 in.
Ski stance	889 mm/35 in.
Track	Utility WT
Length x Width x Profile	154 x 20 x 1.25 in.

### COLOR

Black / Neo Yellow	
--------------------	--

### SUSPENSION

Front suspension	LTS
Front shock	Motion Control
Front suspension travel	150 mm/5.9 in.
Rear suspension	SC-5U
Center shock	Motion Control
Rear shock	HPG
Rear suspension travel	239 mm/9.4 in.

### FEATURES

Platform	REV® Gen4
Skis	Pilot™ 7.4
Seating	1-up modular with rear seat storage
Handlebar	Standard with J-hooks
Riser block height	145 mm/5.7 in.
Starter	Electric
Reverse	RER
Brake system	Brembo <sup>1</sup>
Heated throttle lever/grips	Standard
Gauge type	4.5 in. digital display
Windshield	430 mm/17 in.
Runner – Carbide	Square 3/8 in. – 4 in.
Bumpers (front/rear)	Std/Std

## // FEATURE HIGHLIGHTS

**1 Rotax 600 EFI engine**

600cc-class fuel-injected engine delivering 85 horsepower and outstanding economy at an incredible value. Design based on the 600R E-TEC® with proven reliability and ease of ownership at its core with an outsized fun factor.

**2 Utility 1-up seat**

Big comfort with premium ride quality feel. Storage compartment behind the seat.

**3 LTS front suspension**

Industry-exclusive telescopic front suspension enables a large, flat belly pan for exceptional deep-snow flotation.



SKANDIC SPORT  
600 EFI SHOWN

**4 Pilot 7.4 skis**

Designed to provide better reverse capability, more flotation off trail and more positive steering on trail and while hauling loads.

[See website for image]







**5 20 in. wide track**

Superb flotation and towing capability.










**6 SC-5U articulating rear suspension**






The articulated rail maximizes deep-snow traction in reverse, and its toolless locking mechanism is ideal for towing.


# COMPARATIVE CHART






SPECIFICATIONS		DEEP-SNOW							
		SUMMIT				NEW	FREERIDE	BACKCOUNTRY	
		 X WITH EXPERT PACKAGE	 X	 EDGE	 SP			 FREERIDE	 X-RS
COLOR		Platinum Silver / Manta Green (painted) Timeless Black (painted)	Catalyst Grey / Spartan Red (painted) Timeless Black (painted)	Catalyst Grey / Neo Yellow Timeless Black (painted)	Catalyst Grey / Neo Yellow Timeless Black (painted)	Neo Yellow / Catalyst Grey (Neo) Neo Yellow / Black (Neo+)	Timeless Black / Spartan Red (painted)	ULTIMATE Platinum Silver / Manta Green ULTIMATE Black	
FEATURES	Platform	REV Gen5	REV Gen5	REV Gen5	REV Gen5	REV Gen4	REV Gen5	REV Gen4	
	Skis	Pilot DS 4	Pilot DS 3	Pilot DS 3	Pilot DS 3	Pilot DS 2	Pilot DS 3	Pilot DS 2	
	Seating	Deep-snow ultra-compact and lightweight	Deep-snow compact and lightweight	Deep-snow compact and lightweight	Deep-snow	Deep-snow compact and lightweight	Deep-snow compact and lightweight	Trail performance	
	Handlebar	Tapered with J-hooks/ Grab handle	Tapered with J-hooks/ Grab handle	Tapered U-shaped aluminum with J-hooks/ Low grab handle	Tapered with J-hooks/ Grab handle	Narrow standard with J-hooks/ Grab handle (Neo+)	Tapered U-shaped aluminum with J-hooks/ Low grab handle	U-shaped aluminum with J-hooks/ Transparent handguards	
	Starter	SHOT	SHOT, Electric (opt. select models), Manual (opt. select models)	SHOT	Electric, SHOT (opt.), Manual (opt. select models)	Electric	850 E-TEC, SHOT, Electric (opt. Select models) 850 E-TEC Turbo R: SHOT	Electric, SHOT (opt. select configurations)	
	Reverse	RER	RER	RER	RER	RER	RER	RER	
	Windshield height (in.)	Optional	Optional	Optional	Optional	Optional	Optional	Optional	
GAUGE		Type 4.5 in. digital 10.25 in. touchscreen (opt.)	4.5 in. digital 10.25 in. touchscreen (opt.)	4.5 in. digital	4.5 in. digital	4.5 in. digital	4.5 in. digital 10.25 in. touchscreen (opt.)	7.2 in. digital Large panoramic 7.8 in. wide LCD color display in option	
SUSPENSION	Front suspension	RAS 3	RAS 3	RAS 3	RAS 3	RAS 3	RAS 3	RAS X	
	Front shock	HPG Plus with lightweight springs	HPG Plus with lightweight springs	HPG	HPG	Motion Control (Neo)/ HPG (Neo+)	KYB Pro 36 EA-3 w/ lightweight springs	KYB Pro 36 R EA	
	Rear suspension	tMotion XT	tMotion X	tMotion	tMotion	Neo	tMotion X	cMotion	
	Center shock	HPG Plus with lightweight spring	HPG Plus with lightweight spring	HPG	HPG	Torsion spring	KYB Pro 40 EA-3 w/ lightweight spring	KYB Pro 40 EA	
ROTAX ENGINE	Engine	850 E-TEC Turbo R 850 E-TEC	850 E-TEC Turbo R 850 E-TEC	850 E-TEC	850 E-TEC	600 EFI – 55 600 EFI – 40	850 E-TEC Turbo R 850 E-TEC	850 E-TEC	
	Fuel tank (L / US gal)	36 / 9.5	36 / 9.5	36 / 9.5	36 / 9.5	36 / 9.5	36 / 9.5	36 / 9.5	
TRACK		PowderMax X-Light: 154 x 16 x 3.0 165 x 16 x 3.0 175 x 16 x 3.0 (850 E-TEC Turbo R only)	PowderMax Light with FlexEdge: 154 x 16 x 2.5 165 x 16 x 2.5 (sea-level opt. only) PowderMax X-Light with FlexEdge: 154 x 16 x 3.0 165 x 16 x 3.0	PowderMax Light with FlexEdge: 154 x 16 x 2.5 PowderMax X-Light with FlexEdge: 154 x 16 x 3.0 165 x 16 x 3.0 175 x 16 x 3.0	PowderMax II with FlexEdge: 146 x 16 x 2.5 PowderMax Light with FlexEdge: 154 x 16 x 2.5 165 x 16 x 2.5 PowderMax X-Light with FlexEdge: 154 x 16 x 3.0 165 x 16 x 3.0	Cobra with FlexEdge (Neo): 146 x 14 x 1.35 Hurricane with FlexEdge (Neo+): 146 x 15 x 1.75	PowderMax II with FlexEdge: 146 x 16 x 2.5 PowderMax Light with FlexEdge: 154 x 16 x 2.5 165 x 16 x 2.5 sea-level opt. only PowderMax X-Light with FlexEdge: 154 x 16 x 3.0 165 x 16 x 3.0	Cobra: 146 x 15 x 1.6 Ice Cobra: 146 x 15 x 1.6 PowderMax: 146 x 16 x 2.0 154 x 16 x 2.0 154 x 16 x 2.5	
OVERALL DIMENSIONS	Ski stance (in.)	34 adjustable	34 adjustable	36 adjustable	36 adjustable	34 adjustable	36 adjustable	39 adjustable	
	Length (in.)	125.5 [154 in.] 129.9 [165 in.] 136 [175 in.]	125.5 [154 in.] 129.9 [165 in.]	125.5 [154 in.] 129.9 [165 in.] 136 [175 in.]	122.4 [146 in.] 130.6 [154 in.] 135.9 [165 in.]	125.5	120.4 [146 in.] 125.5 [154 in.] 129.9 [165 in.]	125 [146 in.] 129.3 [154 in.]	
	Width (in.)	42.5 to 43.7	42.5 to 43.7	42.5 to 43.7	42.5 to 43.7	42.5 to 43.7	42.5 to 43.7	44.9 to 46.5	
	Height (in.)	51.4	54.9	54.9	54.9	43	54.9	50.5	
ESTIMATED DRY WEIGHT		By engine (lb) 850 E-TEC Turbo: 449 [154 in.] 456 [165 in.] 462 [175 in.] 850 E-TEC: 429 [154 in.] 430 [154 in.] 437 [165 in.]	850 E-TEC Turbo R: 448 [154 in.] 454 [165 in.] 850 E-TEC: 429 [154 in.] 436 [165 in.]	445 [154 in.] 448 [165 in.] 454 [175 in.]	447 [146 in.] 443 [154 in.] 447 [165 in.]	600 EFI – 55: 461 [154 in.] 430 (Neo+) 600 EFI – 40: 419 (Neo)	850 E-TEC Turbo R: 461 [154 in.] 466 [165 in.] 850 E-TEC: 447 [146 in.] 442 [154 in.] 446 [165 in.]	472 [146 in.] 485 [154 in.]	



CROSSOVER									
BACKCOUNTRY				RENEGADE					
									
<b>X</b>	<b>BACKCOUNTRY</b>	<b>SPORT</b>	<b>X-RS WITH COMPETITION PACKAGE</b>	<b>X-RS</b>	<b>X</b>	<b>ENDURO</b>	<b>ADRENALINE</b>	<b>SPORT</b>	
Catalyst Grey / Spartan Red Timeless Black	Catalyst Grey / Neo Yellow Timeless Black	Black / Neo Yellow	Black	Platinum Silver / Spartan Red Black	Neo Yellow / Black Black	Black / Neo Yellow Black	Neo Yellow / Black Black	Neo Yellow / Black	
REV Gen4	REV Gen4	REV Gen4	REV Gen4	REV Gen5 (850 E-TEC only) REV Gen4	REV Gen5 (850 E-TEC only) REV Gen4	REV Gen4	REV Gen5 (850 E-TEC only) REV Gen4	REV Gen4	
Pilot DS 2	Pilot DS 2	Pilot DS 2	Pilot X	Pilot X Pilot TX (opt. w/ Smart-Shox)	Pilot X	Pilot TX	Pilot X	Pilot 5.7	
Trail performance	Trail performance	Trail compact	Trail performance	Trail performance (2-stroke engines) Trail with storage (4-stroke engines)	Trail performance (2-stroke engines) Trail with storage (4-stroke engines)	Trail heated with storage	Trail performance (2-stroke engines) Trail with storage (4-stroke engines)	Trail compact (600 EFI) Trail performance (600 ACE)	
U-shaped aluminum with J-hooks/ Transparent handguards	U-shaped aluminum with J-hooks/ Transparent handguards	U-shaped aluminum with J-hooks	U-shaped aluminum with J-hooks/ Transparent handguards	U-shaped aluminum with J-hooks/ Transparent handguards	U-shaped aluminum with J-hooks/ Transparent handguards	U-shaped aluminum with J-hooks	U-shaped aluminum with J-hooks/ Transparent handguards	U-shaped aluminum with J-hooks	
Electric, SHOT (opt. select configurations)	Electric	Electric	Manual	Electric	Electric	Electric	Electric	Electric	
RER	RER	RER	RER	RER (850 E-TEC) Electro-mechanical (900 ACE Turbo R)	RER (E-TEC engines) Electro-mechanical (ACE engines)	RER (E-TEC engines) Electro-mechanical (ACE engines)	RER™ (E-TEC engines) Mechanical (ACE engines)	RER (600 EFI) Mechanical (600 ACE)	
14	14	14	14	Ultra-low (850 E-TEC), Optional (900 ACE Turbo R)	14	17	14	14	
7.2 in. digital Large panoramic 7.8 in. wide LCD color display in option	4.5 in. digital display	4.5 in. digital display	7.2 in. digital display	7.2 in. digital display 7.8 in. wide LCD color (opt. 900 ACE Turbo R) 10.25 in. touchscreen (opt. 850 E-TEC)	7.2 in. digital	7.8 in. wide LCD color display	4.5 in. digital display	4.5 in. digital display	
RAS X	RAS X	RAS X	RAS X	RAS X	RAS X	RAS X	RAS X	RAS X	
HP6 Plus	HP6	Motion Control	KYB Pro 40 R EA	KYB Pro 36 EA-3 (REV Gen5) KYB Pro 36 EA (REV Gen4) KYB Pro Smart-Shox opt.	HP6 Plus	HP6	HP6	Motion Control	
cMotion	cMotion	cMotion	rMotion X	rMotion X	rMotion X	rMotion X	rMotion X	SC-5M	
HP6 Plus	HP6	Motion Control	KYB Pro 40 EA (double-rate springs)	KYB Pro 40 EA-3 (REV Gen5) KYB Pro 40 EA (REV Gen4)	HP6 Plus	HP6	HP6	Motion Control	
KYB Pro 36 EA	HP6	HP6	KYB Pro 40 EA	KYB Pro 40 EA-3 (REV Gen5) KYB Pro 40 EA (REV Gen4) KYB Pro Smart-Shox opt.	KYB Pro 36 EA-3 (REV Gen5) KYB Pro 36 EA (REV Gen4)	ACS (Air Control Suspension)	HP6	HP6	
850 E-TEC	850 E-TEC 600R E-TEC	600 EFI	600R E-TEC	850 E-TEC 900 ACE Turbo R	850 E-TEC 900 ACE Turbo R	850 E-TEC 600R E-TEC 900 ACE Turbo R 900 ACE Turbo 900 ACE	850 E-TEC 600R E-TEC 900 ACE Turbo R 900 ACE Turbo 900 ACE	600 EFI 600 ACE	
36 / 9.5	36 / 9.5	36 / 9.5	36 / 9.5	36 / 9.5	36 / 9.5	36 / 9.5	36 / 9.5	36 / 9.5	
Cobra: 146 x 15 x 1.6 Ice Cobra: 146 x 15 x 1.6 PowderMax: 146 x 16 x 2.0	Cobra: 146 x 15 x 1.6 PowderMax: 146 x 16 x 2.0	Cobra: 146 x 15 x 1.35 PowderMax: 146 x 16 x 2.0 opt.	RipSaw II 2-ply: 137 x 15 x 1.25	RipSaw: 137 x 15 x 1.25 Ice Ripper XT: 137 x 15 x 1.25 137 x 15 x 1.5	RipSaw: 137 x 15 x 1.25 Ice Ripper XT: 137 x 15 x 1.25 137 x 15 x 1.5	Ice Ripper XT: 137 x 15 x 1.25	RipSaw: 137 x 15 x 1.25	Cobra: 137 x 15 x 1.35	
39 adjustable	39 adjustable	39 adjustable	43 adjustable	43 adjustable	43 adjustable	43 adjustable	43 adjustable	43 adjustable	
125	125	125	119.6	119.6	119.6	119.6	119.6	119.6	
44.9 to 46.5	44.9 to 46.5	44.9 to 46.5	47.6 - 48.5 - 49.4	47.6 - 48.5 - 49.4	47.6 - 48.5 - 49.4	47.9	47.9	47.9	
50.5	50.5	50.5	49.9	49.9	49.9	52.4	49.9	49.9	
462	850 E-TEC: 482 600R E-TEC: 466	446	468	850 E-TEC: 496 900 ACE Turbo R: 533	850 E-TEC: 486 600R E-TEC: 470 900 ACE Turbo R: 524	850 E-TEC: 518 600R E-TEC: 502 900 ACE Turbo R: 556 900 ACE Turbo: 552 900 ACE: 531	850 E-TEC: 486 600R E-TEC: 470 900 ACE Turbo R: 524 900 ACE Turbo: 518 900 ACE: 497	600 EFI: 440 600 ACE: 469	

SPECIFICATIONS		TRAIL				
		MXZ				
						
		X-RS	BLIZZARD	SPORT	NEO	120/200
COLOR		Platinum Silver / Spartan Red Black	Neo Yellow Black	Neo Yellow / Black	Neo Yellow / Catalyst Grey (Neo) Neo Yellow / Black (Neo+)	Neo Yellow
FEATURES	Platform	REV Gen5 (850 E-TEC only) REV Gen4	REV Gen5 (850 E-TEC only) REV Gen4	REV Gen4	REV Gen4	Youth
	Skis	Pilot X Pilot TX [opt. w/ Smart-Shox]	Pilot X	Pilot 5.7	Pilot 5.7	
	Seating	Trail performance	Trail performance	Trail compact	Trail ultra-compact	
	Handlebar	U-shaped aluminum with J-hooks/ Transparent handguards	U-shaped aluminum with J-hooks/ Transparent handguards	U-shaped aluminum with J-hooks	Narrow standard with J-hooks/ handguards	
	Starter	Electric	Electric	Electric	Electric	Electric (200) Manual (120)
	Reverse	RER	RER	RER	RER	
	Windshield height (in.)	Optional	14	14	Optional	Low
GAUGE	Type	7.2 in. digital display	7.2 in. digital display	4.5 in. digital display	4.5 in. digital display	
SUSPENSION	Front suspension	RAS X	RAS X	RAS X	RAS X	A-arms
	Front shock	KYB Pro 40 R EA-3 KYB Pro Smart-Shox opt.	KYB Pro 36 EA-3	Motion Control	Motion Control	Hydraulic twin-tube
	Rear suspension	rMotion X	rMotion X	SC-5M	Neo	Neo
	Center shock	KYB Pro 40 R EA-3	HPG Plus	Motion Control	Torsion spring	Slide rail, adjustable torsion spring
	Rear shock	KYB Pro 40 R EA-3 KYB Pro Smart-Shox opt.	KYB Pro 36 EA-3	Motion Control	Motion Control	
ROTAX ENGINE	Engine	850 E-TEC 600R E-TEC	850 E-TEC 600R E-TEC	600 EFI	600 EFI – 55 600 EFI – 40	200 120
	Fuel tank (L / US gal)	36 / 9.5	36 / 9.5	36 / 9.5		0.55 / 0.15
TRACK	Length x Width x Profile (in.)	RipSaw: 129 x 15 x 1.5 Ice Ripper XT: 129 x 15 x 1.5	RipSaw: 129 x 15 x 1.25 Ice Ripper XT: 129 x 15 x 1.25	RipSaw: 129 x 15 x 1.25	Cobra (Neo): 120 x 14 x 1.0 RipSaw (Neo+): 120 x 15 x 1.25	Cobra: 93 x 10 x 1.0 (200) 67 x 10 x 0.75 (120)
OVERALL DIMENSIONS	Ski stance (in.)	43 adjustable	43 adjustable	43 adjustable	39 adjustable	30.5 adjustable
	Length (in.)	115.2	115.2	115.2	113.4 (Neo)	73 (200) 84 (120)
	Width (in.)	47.6 – 48.5 – 49.4	47.6 – 48.5 – 49.4	47.9	45.6 to 47.3	36
	Height (in.)	49.9	49.9	49.9	41.7	34
ESTIMATED DRY WEIGHT	By engine (lb)	850 E-TEC: 493 600R E-TEC: 479	850 E-TEC: 480 600R E-TEC: 466	435	600 EFI – 55: 404 600 EFI – 40: 412 (Neo+)	217 (200) 170 (120)

TRAIL			SPORT-UTILITY			
	GRAND TOURING		EXPEDITION			
						
	LIMITED	SPORT	XTREME	SE	LE	SPORT
	Platinum Silver / Spartan Red (Luxury Package) Black	Black / Neo Yellow	Black / Spartan Red	Catalyst Grey / Orange Crush Black	Arctic Desert / Black Black	Black / Neo Yellow
	REV Gen4	REV Gen4	REV Gen4	REV Gen4	REV Gen4	REV Gen4
	Pilot 5.7 SL	Pilot 5.7 SL	Pilot DS 3	Pilot 7.4	Pilot 7.4	Pilot DS 2
	2-up heated	2-up	1-up modular with rear seat storage	2-up modular with underseat storage	2-up modular with underseat storage	2-up
	Standard	Standard	Standard with J-hooks/ Grab handle	Standard with J-hooks/Grab handle	Standard with J-hooks/Grab handle	Standard with J-hooks
	Electric	Electric	Electric	Electric	Electric	Electric
	Electro-mechanic	Mechanical	RER (850 E-TEC) Electro-mechanic (Turbo R)	RER (2-stroke) Electro-mechanic (ACE engines)	RER (600R E-TEC) Electro-mechanic (ACE engines)	RER (600 EFI) Mechanical (ACE engines)
	23 with mirrors	23 with mirrors	14	23 with mirrors	23 with mirrors	23
	7.2 in. digital display 7.8 in. wide LCD color display (Luxury Package)	4.5 in. digital display	4.5 in. digital display	7.2 in. wide digital 7.8 in. wide LCD color (opt. on ACE engines)	4.5 in. digital display	4.5 in. digital display
	RAS X	RAS X	RAS X	RAS X	RAS X	RAS X
	HPG	Motion Control	HPG Plus	HPG	HPG	Motion Control
	rMotion X	SC-5M	SC-5U	SC-5U	SC-5U	SC-5U
	HPG	Motion Control	HPG Plus	HPG	HPG	Motion Control
	ACS (Air Control Suspension)	HPG	KYB Pro 36	ACS (Air Control Suspension)	HPG	HPG
	900 ACE Turbo R 900 ACE Turbo 900 ACE	900 ACE 600 ACE	850 E-TEC 900 ACE Turbo R	850 E-TEC 900 ACE Turbo R 900 ACE Turbo 900 ACE	600R E-TEC 900 ACE Turbo R 900 ACE Turbo 900 ACE	600 EFI 900 ACE 600 ACE
	36 / 9.5	36 / 9.5	42 / 11.1	42 / 11.1	42 / 11.1	36 / 9.5
	Silent Track II: 137 x 15 x 1.25 Studded Silent Track II: 137 x 15 x 1.25 (Luxury Package)	Silent Track II: 137 x 15 x 1.25	Cobra WT: 154 x 20 x 1.8	Silent Cobra WT: 154 x 20 x 1.5 Silent Ice Cobra WT: 154 x 20 x 1.5 opt. Silent Cobra WT: 154 x 20 x 1.8 opt.	Silent Cobra WT: 154 x 20 x 1.5 154 x 24 x 1.5	Charger: 154 x 16 x 1.5
	43 adjustable	43 adjustable	39 adjustable	39 adjustable	39 adjustable	39 adjustable
	123.1	123.1	129.6	128.2	128.2	130.3
	47.9	47.9	44.9 to 46.5	47.7 to 48.8	47.7 to 48.8	44.9 to 46.5
	59.6	59.6	50.4	59.6	59.6	59.6
	900 ACE Turbo R: 590 900 ACE Turbo: 586 900 ACE: 559	900 ACE: 530 600 ACE: 509	850 E-TEC: 596 900 ACE Turbo R: 634	850 E-TEC: 654 900 ACE Turbo R: 694 900 ACE Turbo: 689 900 ACE: 666	20 in. track 600R E-TEC: 617 900 ACE Turbo R: 670 900 ACE Turbo: 666 900 ACE: 640 24 in. track 600R E-TEC: 626 900 ACE Turbo R: 681 900 ACE Turbo: 676 900 ACE: 640	600 EFI: 504 900 ACE: 578 600 ACE: 532

SPECIFICATIONS		SPORT-UTILITY				
		TUNDRA		SKANDIC		
						
		LT	SPORT	SE	LE	SPORT
COLOR		Black	Neo Yellow / Black	Catalyst Grey / Orange Crush Black	Arctic Desert / Black Black	Black / Neo Yellow
FEATURES	Platform	REV Gen4	REV Gen4	REV Gen4	REV Gen4	REV Gen4
	Skis	Pilot DS 2	Pilot DS 2	Pilot 7.4 w/ liners	Pilot 7.4	Pilot 7.4
	Seating	Short 2-up	Short 2-up	2-up modular with underseat storage	2-up modular with underseat storage	1-up modular with rear seat storage
	Handlebar	Standard with J-hooks/ Grab handle	Standard with J-hooks/ Grab handle	Standard with J-hooks/ Grab handle	Standard with J-hooks/ Grab handle	Standard with J-hooks
	Starter	Electric	Electric	Electric	Electric	Electric
	Reverse	RER (600 EFI) Mechanical (600 ACE)	RER (600 EFI) Mechanical (600 ACE)	RER (2-stroke) Electro-mechanic (ACE engines)	RER (2-stroke) Electro-mechanic (ACE engines)	RER
	Windshield height (in.)	17	17	23 with mirrors	23 with mirrors	17
GAUGE	Type	4.5 in. digital display	4.5 in. digital display	7.2 in. digital display	4.5 in. digital display	4.5 in. digital display
SUSPENSION	Front suspension	LTS	LTS	LTS	LTS	LTS
	Front shock	Motion Control	Motion Control	Motion Control	Motion Control	Motion Control
	Rear suspension	SC-5U	cMotion	SC-5U	SC-5U	SC-5U
	Center shock	Motion Control	Motion Control	HPG	Motion Control	Motion Control
	Rear shock	HPG	HPG	HPG	HPG	HPG
ROTAX ENGINE	Engine	600 EFI 600 ACE	600 EFI 600 ACE	600R E-TEC 900 ACE	600R E-TEC 600 EFI 900 ACE 600 ACE	600 EFI
	Fuel tank (L / US gal)	36 / 9.5	36 / 9.5	42 / 11.1	42 / 11.1	42 / 11.1
TRACK	Length x Width x Profile (in.)	Charger: 154 x 16 x 1.5	Cobra: 146 x 16 x 1.6	Silent Cobra WT: 154 x 20 x 1.5 154 x 20 x 1.8 Silent Ice Cobra WT: 154 x 20 x 1.5 154 x 24 x 1.5 opt. Silent Ice Cobra SWT: 154 x 24 x 1.5 opt.	Silent Cobra WT: 154 x 20 x 1.5 Silent Cobra SWT: 154 x 24 x 1.5 (opt. 900 ACE and 600R)	Utility WT: 154 x 20 x 1.25
OVERALL DIMENSIONS	Ski stance (in.)	32	32	35	35	35
	Length (in.)	129.3	122.4	126.9	126.9	129.3
	Width (in.)	39.1	39.1	42.8	42.8	42.8
	Height (in.)	59.6	53.9	59.6	59.6	53.9
ESTIMATED DRY WEIGHT	By engine (lb)	600 EFI: 491 600 ACE: 515	600 EFI: 466 600 ACE: 486	20 in. track 600R E-TEC: 632 900 ACE: 656 24 in. track 600R E-TEC: 669 900 ACE: 693	20 in. track 600R E-TEC: 596 600 EFI: 575 900 ACE: 620 600 ACE: 698 24 in. track 600R E-TEC: 633 900 ACE: 657	520



# ACCESSORIES



## // ACCESSORIES

77	PLATFORM/ACCESSORY FIT GUIDE	113	LED LIGHTS
78	LinQ ACCESSORIES	114	BUMPERS, HITCHES & WINCHES
82	FUEL & OIL CADDIES	122	PROTECTION & REINFORCEMENT
82	STORAGE	126	TOE-HOLDS, FOOTRESTS & KNEE PADS
93	SLEIGH, RACKS & HOLDERS	128	SUSPENSION & FOX SHOCK KITS
96	SEATS & BACKRESTS	130	VENT KITS & PREFILTERS
100	WINDSHIELDS & WIND PROTECTION	132	COOLING & LUBRICATION
107	HANDGUARDS & HANDLEBAR	133	ELECTRICAL & ELECTRONICS
109	MIRRORS	137	TRAILERING & COVERS
110	ADJUSTABLE RISERS & EXTENSION KITS	140	GARAGE & TRUCK SLED DECKS

---

## SKI-DOO ACCESSORIES LIMITED WARRANTY\*

### // 1-YEAR ON BRP ACCESSORIES

\*Purchased at an authorized BRP dealership/distributor or on a BRP-authorized online store. Other exclusions may apply, see complete limited warranty or contact your Ski-Doo authorized dealer. Unless otherwise stipulated or required by law, this limited warranty does not apply to factory-installed accessories.

# GET THE RIGHT ACCESSORIES FOR YOUR SLED

You'll see a list of platforms like REV Gen4 (Narrow and Wide), REV-XP, REV-XS, REV-XM and REV-XU after the descriptions in this catalog—these indicators tell you which accessories fit your snowmobile.

Use this chart to find the platform you're riding and choose the right items to personalize your ride.



REV GEN4  
(NARROW)



REV GEN4  
(WIDE)

## 2023

MODEL	ENGINE	PLATFORM
<b>MXZ®</b>		
X-RS® Blizzard®	850 E-TEC	REV Gen5
X-RS® Blizzard® Sport	600R E-TEC 600 EFI	REV Gen4 (Narrow)
Neo	600 EFI	REV Gen4 (Narrow)
<b>BACKCOUNTRY™</b>		
X-RS® X® Backcountry™ Sport	All	REV Gen4 (Narrow)
<b>RENEGADE®</b>		
X-RS® X® Adrenaline®	850 E-TEC	REV Gen5
X-RS® X® Adrenaline® Sport	600R E-TEC 600 EFI	REV Gen4 (Narrow)
X-RS® X® Adrenaline® Sport	900 ACE 900 ACE Turbo 900 ACE Turbo R 600 ACE	REV Gen4 (Wide)
Enduro™	All	REV Gen4 (Wide)
<b>GRAND TOURING</b>		
Limited Sport	All	REV Gen4 (Wide)
<b>SUMMIT®</b>		
X® X® with Expert Package Edge® SP®	All	REV Gen5
Neo	600 EFI	REV Gen4 (Narrow)
<b>FREERIDE™</b>		
	All	REV Gen5
<b>EXPEDITION®</b>		
Sport	All	REV Gen4 (Wide)
LE SE Xtreme™	All	REV Gen4 (Wide) 20"
LE	All	REV Gen4 (Wide) 24"
<b>TUNDRA™</b>		
LT Sport	All	REV Gen4 (Wide)
<b>SKANDIC®</b>		
LE SE Sport	All	REV Gen4 (Wide) 20"
LE SE	All	REV Gen4 (Wide) 24"

## 2022

MODEL	ENGINE	PLATFORM
<b>MACH Z™</b>		
	900 ACE Turbo R	REV Gen4 (Wide)
<b>MXZ®</b>		
X-RS® X® TNT® Sport	All	REV Gen4 (Narrow)
<b>BACKCOUNTRY™</b>		
X-RS® X® Backcountry™ Sport	All	REV Gen4 (Narrow)
<b>RENEGADE®</b>		
X-RS® X® Adrenaline® Sport	850 E-TEC 600R E-TEC 600 EFI	REV Gen4 (Narrow)
X-RS® X® Adrenaline® Sport	900 ACE 900 ACE Turbo 900 ACE Turbo R 600 ACE	REV Gen4 (Wide)
Enduro™	All	REV Gen4 (Wide)
<b>GRAND TOURING</b>		
Limited Sport	All	REV Gen4 (Wide)
<b>SUMMIT®</b>		
X® X® with Expert Package SP	All	REV Gen4 (Narrow)
<b>FREERIDE™</b>		
	All	REV Gen4 (Narrow)
<b>EXPEDITION®</b>		
Sport	All	REV Gen4 (Wide)
LE SE Xtreme™	All	REV Gen4 (Wide) 20"
SWT	All	REV Gen4 (Wide) 24"
<b>TUNDRA™</b>		
	All	REV Gen4 (Wide)
<b>SKANDIC®</b>		
WT Sport	All	REV Gen4 (Wide) 20"
SWT	All	REV Gen4 (Wide) 24"

// YOU CAN ALSO VISIT THE SKI-DOO OWNERS CENTER: [HTTPS://WWW.SKI-DOO.COM/OWNERS/PREVIOUS-MODEL-YEARS.HTML](https://www.ski-doo.com/owners/previous-model-years.html)



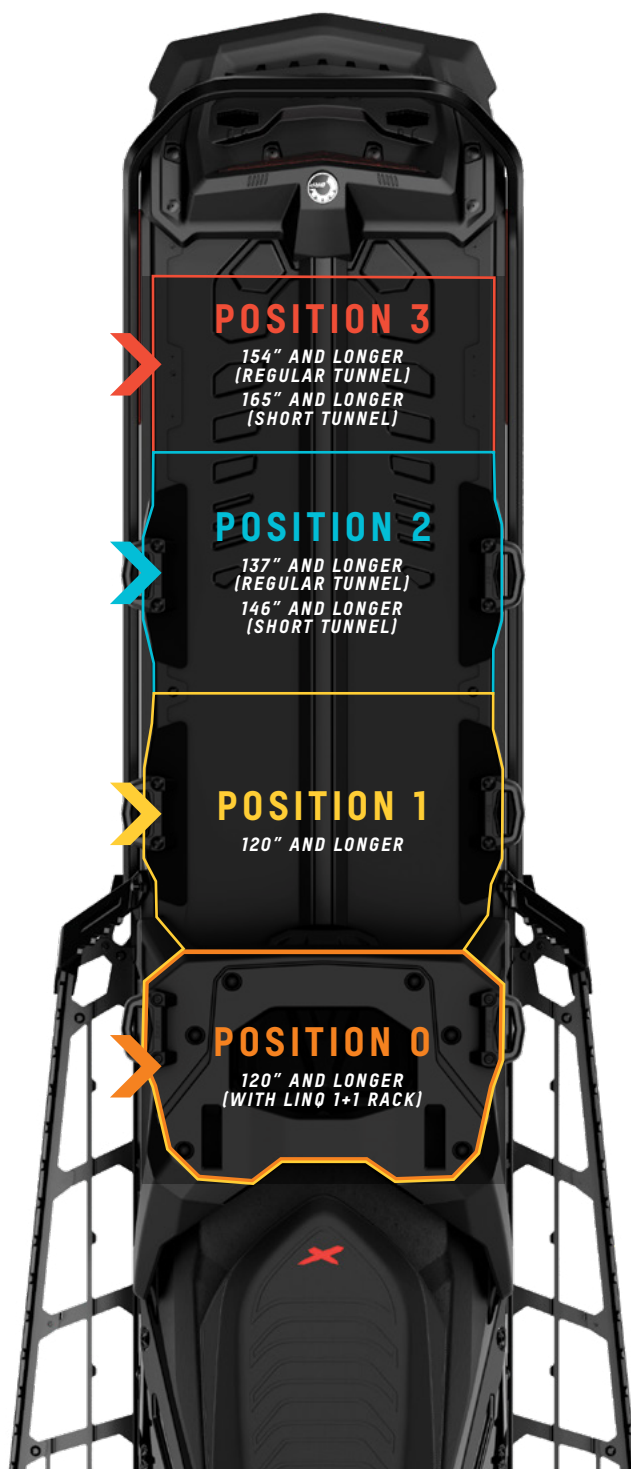
# LinQ SYSTEM ACCESSORIES

## // FAST, EASY AND SECURE

A BRP EXCLUSIVE, LinQ IS A TOOL-LESS SYSTEM FOR NEAR-INstant INSTALLATION OF ACCESSORIES.

- LinQ accessories to transform your machine to fit the moment.
- No tools needed: quickly install and remove accessories by hand.
- Stylish, fully integrated solution to your cargo needs.
- Sturdy mounting system that holds up in every terrain.

TUNNEL POSITIONS



LinQ is the industry standard in fast, secure and easy accessory attachment. Here's how you can use multiple LinQ items together to create the perfect ride.



**LinQ OIL CADDY**  
860202445



**LinQ STACKABLE FUEL CADDY**  
860202246



**LinQ FUEL CADDY**  
860202247



**LinQ DEEP SNOW PRO BAG**  
860202456



**LinQ TRAIL PRO BAG**  
860201986



**LinQ SLIM WATERPROOF TUNNEL BAG**  
860202451



**LinQ SNOWBOARD/SKI RACK**  
860202191



**LinQ ROLL-TOP BAG**  
715008110



**LinQ ADVENTURE TUNNEL BAG**  
860202444



**LinQ MODULAR CARGO BOX - 10 L**  
715005494



**LinQ THERMAL BOX**  
219400964



**LinQ ADVENTURE CARGO BOX**  
860202448



**LinQ CARGO BOX - 62 L**  
860202446



**LinQ CARGO BOX - 40 L**  
860202442



**LinQ SR21 TUNNEL BAG**  
860202449



**LinQ SPORT BAG**  
860202447



**LinQ URBAN BAG**  
219401026



**LinQ TOOL BOX**  
715008111



**LinQ SADDLEBAGS**  
860200624



**UNIVERSAL LinQ RACK**  
860202208



**LinQ REMOVABLE SNOW FLAP**  
860201914



## REV GEN5, NEO AND REV GEN4 VEHICLES MULTIPLE TUNNEL CONFIGURATIONS

POSITION 0 120" AND LONGER				POSITION 1 120"      129" AND LONGER			POSITION 2 137" AND LONGER (REGULAR TUNNEL) 146" AND LONGER (SHORT TUNNEL)		POSITION 3 154" AND LONGER (REGULAR TUNNEL) 165" AND LONGER (SHORT TUNNEL)
ON LINQ 1+1 RACK				ON MXZ NEO TUNNEL	ON THE TUNNEL	ON TOP OF LINQ STACKABLE FUEL CADDY	ON THE TUNNEL	BEHIND THE FUEL CADDY	ON THE TUNNEL
	NO			YES	YES	YES	YES	YES	NO
	NO			YES	YES	NO	NO too heavy for this position	NO	NO
	NO			YES	YES	NO	NO too heavy for this position	NO	NO
	YES			NO	YES	YES	YES except 146" (Short Tunnel)	YES except 146" (Short Tunnel)	NO
	YES			NO	YES	YES	YES except 146" (Short Tunnel)	YES except 146" (Short Tunnel)	NO
	NO			NO	YES position #1 and #2 required	NO	YES position #1 and #2 required	YES position #2 and #3 required	YES position #2 and #3 required
	NO			NO	NO	NO	YES position #0 and #2 required	YES position #0 and #2 required	NO
	YES			NO	YES	YES	YES on 146" and up	NO	NO
	NO			NO	YES position #1 and #2 required	NO	YES position #1 and #2 required	NO	NO
	NO			NO	YES	NO	YES except 146" (Short Tunnel)	YES except 146" (Short Tunnel)	NO
	NO			NO	YES except when LinQ 1 + 1 Backrest is installed	NO	NO too heavy for this position	NO	NO
	NO			NO	NO	NO	YES position #1 and #2 required on 146" and up		NO
	NO			NO	YES position #1 and #2 required	NO	YES position #1 and #2 required	NO	NO
	NO			NO	YES position #1 and #2 required	NO	YES position #1 and #2 required	NO	NO
	NO			YES	YES except when LinQ 1 + 1 Backrest and 1 + 1 Seat are installed		YES	NO	NO
	YES			YES	YES	YES	YES	YES	NO
	YES			NO	YES	YES	YES on 146" and up	NO	NO
	NO			NO	YES except with 1 + 1 Seat	NO	NO too heavy for this position	NO	NO
	NO			YES	YES	NO	NO	NO	NO
	NO			YES	YES	NO	YES	YES	NO
	NO			NO	YES Specific installation required, see instruction sheet for details.		YES Specific installation required, see instruction sheet for details.		YES Does not fit Short Tunnel.



## LinQ ACCESSORIES REQUIREMENTS CHART

	COMPATIBILITY / REQUIREMENTS			
	REV GEN5, NEO, REV GEN4 16"		REV GEN4 20" - 24" *	
	2022 AND UP	2021 AND PRIOR	2023 AND PRIOR	
<b>LinQ ACCESSORIES WITH 16" BASE</b> <div>           LinQ anchors mounted 16 inches apart, center-to-center.            Can be used on Can-Am ATV and SSV vehicles, Sea-Doo watercrafts and Ski-Doo snowmobiles.         </div>				
<b>LinQ OIL CADDY – 1 GAL</b> 860202445	LinQ Cargo Base Kit <b>860201806</b> <i>(for installation on LinQ Stackable Fuel Caddy or on stackable LinQ accessories)</i>	LinQ Cargo Base Kit <b>860201806</b> <i>(for installation on tunnel or on stackable LinQ accessories)</i>	LinQ Cargo Base Kit <b>860202482</b> <i>(for installation on tunnel) or 860201806</i> <i>(for installation on stackable LinQ accessories)</i>	
<b>LinQ STACKABLE FUEL CADDY – 4 GAL</b> 860202246	No further requirements	LinQ Cargo Base Kit <b>860201806</b> <i>(for installation on tunnel)</i>	LinQ Cargo Base Kit <b>860202482</b> <i>(for installation on tunnel)</i>	
<b>LinQ FUEL CADDY – 3 GAL</b> 860202247				
<b>LinQ DEEP SNOW PRO BAG – 30 L</b> 860202456	LinQ Cargo Base Kit <b>860201806</b> <i>(for installation on LinQ Stackable Fuel Caddy or on stackable LinQ accessories)</i>	LinQ Cargo Base Kit <b>860201806</b> <i>(for installation on tunnel or on stackable LinQ accessories)</i>	LinQ Cargo Base Kit <b>860202482</b> <i>(for installation on tunnel) or 860201806</i> <i>(for installation on stackable LinQ accessories)</i>	
<b>LinQ TRAIL PRO BAG</b> 860201986				
<b>LinQ SLIM WATERPROOF TUNNEL BAG – 26 L</b> 860202451	No further requirements	LinQ Cargo Base Kit 2 X <b>860201806</b> <i>(for installation on tunnel)</i>	LinQ Cargo Base Kit 2x <b>860202482</b> <i>(for installation on tunnel)</i>	
<b>SLIM TUNNEL BAG WITH SOFT STRAPS – 15 L</b> 860202440				
<b>LinQ SNOWBOARD/SKI RACK</b> 860202191		LinQ Cargo Base Kit <b>860201806</b> <i>(for installation on tunnel)</i>	Not compatible	
<b>LinQ ROLL-TOP BAG – 40 L</b> 715008110	LinQ Cargo Base Kit <b>860201806</b> <i>(for installation on LinQ Stackable Fuel Caddy or on stackable LinQ accessories)</i>	LinQ Cargo Base Kit <b>860201806</b> <i>(for installation on tunnel or on stackable LinQ accessories)</i>	LinQ Cargo Base Kit <b>860202482</b> <i>(for installation on tunnel) or 860201806</i> <i>(for installation on stackable LinQ accessories)</i>	
<b>TUNNEL BACKPACK WITH LinQ SOFT STRAP – 28 L</b> 860200939	No further requirements	LinQ Cargo Base Kit 2 X <b>860201806</b> <i>(for installation on tunnel)</i>	Not compatible	
<b>LinQ ADVENTURE TUNNEL BAG – 40 L</b> 860202444				
<b>LinQ THERMAL BOX – 16 L</b> 219400964		LinQ Cargo Base Kit <b>860201806</b> <i>(for installation on tunnel)</i>	LinQ Cargo Base Kit <b>860202482</b> <i>(for installation on tunnel)</i>	
<b>LinQ ADVENTURE CARGO BOX – 90 L</b> 860202448		LinQ Cargo Base Kit 2 X <b>860201806</b> <i>(for installation on tunnel)</i>	LinQ Cargo Base Kit 2x <b>860202482</b> <i>(for installation on tunnel)</i>	
<b>LinQ CARGO BOX – 62 L</b> 860202446				
<b>LinQ CARGO BOX – 40 L</b> 860202442				
<b>LinQ SR 21 TUNNEL BAG – 21 L</b> 860202449	LinQ Cargo Base Kit <b>860201806</b> <i>(for installation on LinQ Stackable Fuel Caddy or on stackable LinQ accessories)</i>	LinQ Cargo Base Kit <b>860201806</b> <i>(for installation on tunnel or on stackable LinQ accessories)</i>	LinQ Cargo Base Kit <b>860202482</b> <i>(for installation on tunnel) or 860201806</i> <i>(for installation on stackable LinQ accessories)</i>	
<b>LinQ SPORT BAG – 17 L</b> 860202447				
<b>LinQ URBAN BAG</b> 219401026				
<b>LinQ TOOL BOX – 19 L</b> 715008111	No further requirements	LinQ Cargo Base Kit <b>860201806</b> <i>(for installation on tunnel)</i>	LinQ Cargo Base Kit <b>860202482</b> <i>(for installation on tunnel)</i>	
<b>LinQ MODULAR CARGO BOX – 10 L</b> 715005494	No further requirements	LinQ Cargo Base Kit <b>860201806</b> <i>(for installation on tunnel)</i>	LinQ Cargo Base Kit <b>860202482</b> or <b>860201806</b> <i>(for installation on tunnel)</i>	
<b>LinQ RACKS &amp; HOLDERS</b>				
<b>LinQ UNIVERSAL RACK</b> 860202208	No further requirements	LinQ Cargo Base Kit <b>860201806</b> <i>(for installation on tunnel)</i>	LinQ Cargo Base Kit <b>860202482</b> <i>(for installation on tunnel)</i>	
<b>LinQ TOOL HOLDER</b> 860201846				

\*Skandic Sport 2022 and 2021 may have specific requirements. Please refer to product descriptions.

COMPATIBILITY / REQUIREMENTS			
	RADIAN LYNX	REV-XM, REV-XS, REV-XP, REV-XU 16"	REV-XU 20" – 24"
	2022 AND UP		
	LinQ Cargo Base Kit <b>860201806</b> <i>(for installation on LinQ Stackable Fuel Caddy or on stackable LinQ accessories)</i>	LinQ Cargo Base Kit <b>860201806</b>	LinQ Adaptor Plate <b>860200945</b> and LinQ Cargo Base Kit <b>860201806</b>
	No further requirements	LinQ Cargo Base Kit <b>860201806</b> and Shim Kit <b>860201432</b>	
		LinQ Cargo Base Kit <b>860201806</b>	
	LinQ Cargo Base Kit <b>860201806</b> <i>(for installation on LinQ Stackable Fuel Caddy or on stackable LinQ accessories)</i>	LinQ Cargo Base Kit <b>860201806</b> and Shim Kit <b>860201432</b>	
	No further requirements	Not compatible	Not compatible
		LinQ Cargo Base Kit 2x <b>860201806</b> <i>(Not compatible on REV-XS)</i>	
		Not compatible	
	LinQ Cargo Base Kit <b>860201806</b> <i>(for installation on LinQ Stackable Fuel Caddy or on stackable LinQ accessories)</i>	LinQ Cargo Base Kit <b>860201806</b> and Shim Kit <b>860201432</b>	LinQ Adaptor Plate <b>860200945</b> and LinQ Cargo Base Kit <b>860201806</b>
	No further requirements	LinQ Cargo Base Kit 2x <b>860201806</b> <i>(Not compatible on REV-XS)</i>	Not compatible
		Not compatible	
		LinQ Cargo Base Kit <b>860201806</b> and Shim Kit <b>860201432</b>	LinQ Adaptor Plate <b>860200945</b> and LinQ Cargo Base Kit <b>860201806</b>
		REV-XM requires LinQ Cargo Base Kit 2x <b>860201806</b> <i>(Not compatible with REV-XU, REV-XP and REV-XS)</i>	
		Not compatible	
		REV-XM requires LinQ Cargo Base Kit 2x <b>860201806</b> <i>(Not compatible with REV-XU, REV-XP and REV-XS)</i>	
	LinQ Cargo Base Kit <b>860201806</b> <i>(for installation on LinQ Stackable Fuel Caddy or on stackable LinQ accessories)</i>	Not compatible	Not compatible
		LinQ Cargo Base Kit <b>860201806</b> <i>(Not compatible with REV-XU)</i>	
		LinQ Cargo Base Kit <b>860201806</b> and Shim Kit <b>860201432</b>	
	No further requirements	LinQ Cargo Base Kit <b>860201806</b> and Shim Kit <b>860201432</b>	LinQ Adaptor Plate <b>860200945</b> and LinQ Cargo Base Kit <b>860201806</b>
	LinQ Cargo Base Kit <b>860201806</b>		
	No further requirements	LinQ Cargo Base Kit <b>860201806</b>	Not compatible
	No further requirements	LinQ Cargo Base Kit <b>860201806</b>	Not compatible

# FUEL & OIL CADDIES

## LinQ FUEL CADDY – 1 GALLON

REV Gen5, Neo, REV Gen4, XS, XM, XR, XP, XU

860201774 • Canada only\*  
860201775 • US only\*

- 1 US gallon (3.78 liter) capacity.
- Smaller size for less weight.
- Can be used in position 1 or 2 and on top of LinQ Stackable Fuel Caddy.
- Easy pour design for sleds or power tools.

- Doesn't fit Grand Touring REV-XS.

## LinQ OIL CADDY – 1 GALLON

REV Gen5, Neo, REV Gen4, XS, XM, XR, XP, XU

860202445



- 1 US gallon (3.78 liter) capacity.
- Can be used in position 1 or 2.
- Can be used on top of LinQ Stackable Fuel Caddy.
- Doesn't fit Grand Touring REV-XS.

- See table on pages 80 and 81 for requirements.

## LinQ STACKABLE FUEL CADDY – 4 GALLONS

REV Gen5, Neo, REV Gen4, XU, XS, XM, XR

860202246



- Quick, easy and secure installation with LinQ system.
- No-Spill spout for easy use.
- 3.7 US gallon (14 liter) capacity.
- Single LinQ tunnel bag or LinQ oil caddy stacks on top for more storage.
- Meets the new latest Flame Mitigation Device (FMD) standard.

- Cannot be used with Luggage Rack Reinforcement Plates (860200798).

- See table on pages 80 and 81 for requirements.

## LinQ FUEL CADDY – 3 GALLONS

REV Gen5, Neo, REV Gen4, XS, XM, XR, XP, XU

860202247



- Quick, easy and secure installation with LinQ system.
- No-Spill spout for easy use.
- 3 US gallon (11 L) capacity.
- Meets the new latest Flame Mitigation Device (FMD) standard.

- Doesn't fit Grand Touring REV-XS.
- Cannot be used with Luggage Rack Reinforcement Plates (860200798).

- See table on pages 80 and 81 for requirements.

# STORAGE

## LinQ DEEP SNOW PRO BAG – 30 L

REV Gen5, Summit Neo, REV Gen4, XU, XS, XM, XR

860202456



- Watertight (with TiZip) —our highest level of waterproofing.
- Lightweight—uses one set of LinQ fasteners.
- Fits positions 1, 2 and on top of LinQ Stackable Fuel Caddy.
- Expandable 9 to 30 liters (2–6 US gallons, 550–1,831 cu in) capacity.
- Improved Shovel Holder System.

- See table on pages 80 and 81 for requirements.

## DEEP SNOW PRO BAG COVER LID

Fits on Deep Snow Pro Bag and LinQ Trail Pro Bag

860202132



- Replacement cover for Deep Snow Pro Bag.
- Improved Shovel Holder System on lid.
- Mesh pocket under the lid for easy, quick access to smaller items.



**SEAT STORAGE BOX – 6 L**

REV Gen5 (Trail), REV Gen4 (Narrow)

**860202532**

- Low-profile integrated storage box utilizing the battery area.
- Added storage capacity of 1.5 L (0.4 US gallons, 916 cu in) with battery and 6 L for a vehicle without the battery.
- Same height as battery cover.
- Rainproof liner included.
- Works with Deluxe Tool Kit (860202029) (not included).
- Allows use of LinQ tunnel accessories.
- Does not work with 1 + 1 seat.

**LinQ SLIM WATERPROOF TUNNEL BAG – 26 L**

REV Gen5, Summit Neo, REV Gen4 (137" and longer)

**860202451**

- Rigid bottom and top design.
- Allows storage of removable snow flap.
- Waterproof inner roll top.
- Shovel can be stored while assembled on top of the bag.
- 16 to 26 liters (4.2 to 6.9 US gallons, 976 to 1,587 cu in) capacity.
- Fit on the tunnel in positions 1 & 2 and 2 & 3.
- See table on pages 80 and 81 for requirements.

**SLIM TUNNEL BAG WITH SOFT STRAPS – 15 L**

137" and longer with 1-up and 2-up seats (except XU 20" and 24" and XS)

**860202440**

- Low profile, positioned flat on tunnel, for convenient out-of-the-way storage.
- Easy access full wrap-around zipper.
- Top mount shovel pocket.
- 15 liters (4 US gallons, 915 cu in) capacity.
- See table on pages 80 and 81 for requirements.

**SHOVEL WITH SAW HANDLE****860201919**

- Design with better cutting edge.
- Features integrated saw handle.
- Blade flips 90° to pull snow away.
- Can be dismantled for easy storage.

**SAW & HANDLE REPLACEMENT FOR SHOVEL****520002004**

- D-shaped handle.

**2.8 M AVALANCHE PROBE****520000408**

- Lightweight, durable and strong ½ inch (12 mm) aluminum tubing construction.
- 7–16" (40 cm) color-coded sections.
- Weight: 13 oz (370 g).

**SKI-DOO PULLING STRAP****860202195**

- Save your back and get unstuck the easy way.
- Lightweight, compact, affordable.
- Extremely robust material.
- Available in yellow only. 2 per pack.

## STORAGE

<b>LinQ DEEP SNOW SEAT BAG – 5 L</b> 	REV Gen4 Summit and Freeride (without battery)	<b>860201274</b>
	<ul style="list-style-type: none"> <li>• 5 liters (1.3 US gallons, 305 cu in) capacity.</li> <li>• Improved design with greater capacity than the LinQ Seat Bag (860201355).</li> <li>• Thermoformed hard plastic base.</li> </ul>	<ul style="list-style-type: none"> <li>• Requires Low Profile Battery Compartment Cover (860201505).</li> </ul>
<b>LinQ SNOWBOARD/SKI RACK</b> 	REV Gen5, Summit Neo, REV Gen4 16", 146" and longer Fits short tunnel	<b>860202191</b>
	<ul style="list-style-type: none"> <li>• Newly redesigned—simpler, quicker and easier way to attach skis or snowboards.</li> <li>• Fits 2 snowboards or 1 pair of skis and poles.</li> <li>• Easy to adjust from skis to boards or back in seconds.</li> <li>• Fits all sizes of skis, snowboards and snowsurfs.</li> <li>• Easy release straps can be operated with gloves on.</li> <li>• Rubber cushions protect edges and hold ski poles securely without damage.</li> <li>• Non-intrusive positioning.</li> </ul>	<ul style="list-style-type: none"> <li>• Can be installed with stock bumper using the Reinforcement Kit (860202385).</li> <li>• Works with the new hitch and Adventure rear bumpers also.</li> <li>• See table on pages 80 and 81 for requirements.</li> </ul>
<b>LinQ SNOWBOARD/SKI RACK REINFORCEMENT KIT</b> 	Fits with LinQ Snowboard/Ski Rack (860202191) except REV Gen5 and Renegade X-RS, Grand Touring, MXZ, Expedition Sport and Tundra LT	<b>860202385</b>
	<ul style="list-style-type: none"> <li>• Use to install the LinQ Snowboard/Ski Rack with the stock rear bumper.</li> <li>• Adds strength and support to the tunnel.</li> </ul>	
<b>PROTECTIVE DECAL FOR LinQ SNOWBOARD/SKI RACK</b> <i>[Not illustrated]</i>		<b>516006982</b>
	<ul style="list-style-type: none"> <li>• To protect your tunnel from ski tip scratches when using the LinQ Snowboard/Ski Rack.</li> </ul>	
<b>RISER BLOCK BAG</b> 	REV Gen5 (Deep Snow), REV Gen4 with 235 mm riser, XP Summit, XU Tundra, Skandic, XM (for risers 175 mm and up) REV Gen5 (Deep Snow), REV Gen4 with 165 mm riser and longer, REV-XM, XP, XR, XU Tundra	<b>860201564 • Long</b> <b>860201550 • Short</b>
	<ul style="list-style-type: none"> <li>• Innovative 2-pocket carry bag for secure storage around the steering riser block.</li> <li>• 3W heated insulated pocket design reduces the chance of water bottles freezing and increases the battery life of small electronic equipment.</li> <li>• Includes RCA adaptor kit.</li> </ul>	<ul style="list-style-type: none"> <li>• Requires Heated Visor Kit (860201234) for REV-XU, XM, XS, XP, XR and (860201283) for REV Gen4, sold separately.</li> </ul>
<b>OIL SUPPORT CADDY/GOGGLE BAG</b> 	REV-XM, XS	<b>860200614</b>
	<ul style="list-style-type: none"> <li>• Multi-purpose bag.</li> <li>• Allows you to easily access and carry an extra liter of XPS oil or a spare set of goggles.</li> <li>• Installs conveniently on top of the CVT cooling system.</li> <li>• Models without E-TEC engine need the Acoustic Plate (512060847).</li> </ul>	
<b>GOGGLE DRYING BAG</b> 	Neo, REV Gen4 (Narrow)	<b>860201691</b>
	<ul style="list-style-type: none"> <li>• Designed specifically for a spare set of goggles.</li> <li>• Under hood heat clears and dries wet fogged goggles.</li> <li>• Protects goggles during the ride.</li> </ul>	

<b>LinQ MODULAR CARGO BOX</b>	REV Gen5, Summit Neo, REV Gen4	<b>715005494</b> • 10 liters (2.6 gallons)
	<ul style="list-style-type: none"> <li>• 10 liters (2.6 gallons) of hard-sided modular storage capacity.</li> <li>• Heavy duty construction with weather-resistant sealed lid.</li> <li>• Stackable with single LinQ bag or additional modular boxes for the ideal storage solution.</li> </ul>	<ul style="list-style-type: none"> <li>• See table on pages 80 and 81 for requirements.</li> </ul>
<b>COMBO BAG – 30 L</b>	REV Gen4 (Wide) Renegade (except Renegade Sport)	<b>860201821</b>
	<ul style="list-style-type: none"> <li>• Works with Comfort Seat (REV Gen4 (Wide)).</li> <li>• 30 liters (6 US gallons, 1,831 cu in) capacity.</li> <li>• Provides additional storage while not using any tunnel space.</li> <li>• Compatible with LinQ tunnel accessories.</li> </ul>	<ul style="list-style-type: none"> <li>• Multiple compartments with easy access.</li> <li>• Thermoformed hard plastic base, semi-rigid top and sides.</li> <li>• Waterproof inner lining.</li> </ul>
<b>SR50 UTILITY BAG – 50 L</b>	REV Gen4 (Wide) 20" and 24"	<b>860201939</b>
	<ul style="list-style-type: none"> <li>• Replaces passenger seat in seconds for additional storage.</li> <li>• Quick release straps to easily access storage underneath.</li> <li>• Waterproof to keep your cargo dry.</li> <li>• 50 liters (11 US gallons, 3,052 cu in) capacity.</li> <li>• Works with the 135-liters LinQ Utility Cargo Box (860201781).</li> </ul>	
<b>COMBO BAG – 31 L</b>	REV Gen5 (Trail), REV Gen4 (Narrow) (MXZ, Backcountry and Renegade except Sport models)	<b>860201475</b>
	<ul style="list-style-type: none"> <li>• 31 liters (8.2 US gallons, 1,892 cu in) capacity.</li> <li>• Multiple compartments with easy access.</li> <li>• Thermoformed hard plastic base, semi-rigid top and sides.</li> <li>• Vehicles with pull start require the Battery Cover (860201407).</li> </ul>	
<b>LinQ ROLL-TOP BAG – 40 L</b>	REV Gen5, Summit Neo, REV Gen4, XU	<b>715008110</b>
	<ul style="list-style-type: none"> <li>• Fully waterproof roll-top design secures gear tightly.</li> <li>• 40 liters (10.6 US gallons, 2,441 cu in) of adjustable capacity.</li> <li>• Heavy-duty rigid plastic base.</li> <li>• Foam-lined bottom for additional protection.</li> <li>• Integrated handle for easy transportation on/off the vehicle.</li> </ul>	<ul style="list-style-type: none"> <li>• See table on pages 80 and 81 for requirements.</li> </ul>
<b>NEW LinQ URBAN BAG</b>	REV Gen5, Summit Neo, REV Gen4	<b>219401026</b> • Black
	<ul style="list-style-type: none"> <li>• Versatile LinQ storage solution with up to 40 liters (10.5 US gallons) of added storage.</li> <li>• Heavy-duty construction with high-quality zippers and water resistant outer shell.</li> <li>• Easy-access large roll-top opening.</li> <li>• Reversible integrated flap with water-resistant storage.</li> </ul>	<ul style="list-style-type: none"> <li>• Integrated vehicle key holder.</li> <li>• Waterproof removable liner with integrated pocket and laptop storage.</li> <li>• Backpack Option includes adjustable, removable shoulder system, ergo-fitted back padding and lightweight shoulder system design.</li> <li>• See table on pages 80 and 81 for requirements.</li> </ul>
<b>TUNNEL BACKPACK WITH LinQ SOFT STRAP – 28 L</b>	137" and longer (except XU 20" and 24")	<b>860200939</b> • Black <b>860200940</b> • Orange
	<ul style="list-style-type: none"> <li>• Includes a compartment for the Ski-Doo Shovel (860201919) and 2.8 m Avalanche Probe (520000408) (not included).</li> <li>• Quick-disconnect system instantly transforms the bag into a backpack.</li> <li>• 28 liters (7.4 US gallons, 1,709 cu in) capacity.</li> </ul>	<ul style="list-style-type: none"> <li>• See table on pages 80 and 81 for requirements.</li> </ul>

## STORAGE

<b>LinQ ADVENTURE TUNNEL BAG – 40 L</b> 	REV Gen5, Summit Neo, REV Gen4 137" and longer	<b>860202444</b>
<ul style="list-style-type: none"> <li>• 40 liters [10.6 US gallons, 2,441 cu in] capacity.</li> <li>• Thermoformed hard base and semi-rigid sides and top.</li> <li>• Cover can be removed for easier access.</li> <li>• Multiple compartments, separators and fixation points for hooks or bungee cords.</li> <li>• Inside goggle soft pocket.</li> </ul>	<ul style="list-style-type: none"> <li>• See table on pages 80 and 81 for requirements.</li> </ul>	
<b>LinQ THERMAL BOX – 16 L</b> 	REV Gen5, Summit Neo, REV Gen4, XM, XS, XP, XU (except Grand Touring)	<b>219400964</b>
<ul style="list-style-type: none"> <li>• Rotomolded design with 16 liters [4.2 US gallons, 976 cu in] capacity.</li> <li>• High quality foam insulation for optimal performance hot or cold.</li> <li>• Does not fit with 1+1 backrest.</li> </ul>	<ul style="list-style-type: none"> <li>• See table on pages 80 and 81 for requirements.</li> </ul>	
<b>LinQ ADVENTURE CARGO BOX – 90 L</b> 	REV Gen5, Summit Neo, REV Gen4, XM, 146" and up	<b>860202448</b>
<ul style="list-style-type: none"> <li>• Extra large 90 liters [24 US gallons, 1,465 cu in] capacity.</li> <li>• Uses 16" LinQ mounts in position 1 and 2.</li> <li>• Easy on and off.</li> <li>• 2 LinQ anchors can be added on lid of box to install 16" LinQ accessories or additional storage.</li> <li>• Rugged and tough rotomolded plastic construction.</li> <li>• Not compatible with short tunnel.</li> </ul>	<ul style="list-style-type: none"> <li>• See table on pages 80 and 81 for requirements.</li> </ul>	
<b>LinQ CARGO BOX – 62 L</b> 	REV Gen5, Summit Neo, REV Gen4 137" and up	<b>860202446</b>
<ul style="list-style-type: none"> <li>• Standard on Grand Touring Limited model.</li> <li>• Optional LinQ mounts can be added on top for even more capacity.</li> <li>• 62 liters [16.3 gallons, 3,765 cu in] capacity.</li> </ul>	<ul style="list-style-type: none"> <li>• See table on pages 80 and 81 for requirements.</li> </ul>	
<b>LinQ CARGO BOX BAG – 62 L</b> 	Fits with LinQ Cargo Box (860202446)	<b>860201635</b>
<ul style="list-style-type: none"> <li>• Easy to take everything with you on arrival.</li> <li>• 62 liters [16.3 gallons, 3,765 cu in] capacity.</li> </ul>		
<b>LinQ CARGO BOX TOP COVER</b> 	Fits with LinQ Cargo Box (860202446)	<b>860201808</b> • Silver <b>860201768</b> • Black
<ul style="list-style-type: none"> <li>• Matches the color of the vehicle perfectly.</li> </ul>		
<b>LinQ CARGO BOX – 40 L</b> 	Fits 137" and longer (except all XU and XS models)	<b>860202442</b>
<ul style="list-style-type: none"> <li>• Rigid molded plastic construction with integrated design.</li> <li>• Provides dry, safe storage.</li> <li>• 40 liters [11 US gallons, 2,441 cu in] capacity.</li> </ul>	<ul style="list-style-type: none"> <li>• See table on pages 80 and 81 for requirements.</li> </ul>	



**CARGO BAG – 80 L**

REV Gen5, Neo, REV Gen4, XM, XP, XU, Backcountry, Freeride, Renegade, Summit, Tundra, 137" and up

**860200801**

- Rugged all-purpose utility design.
- Sealed PVC construction.
- 80 liters (21 US gallons, 4,882 cu in ) capacity.

- Integrated attachment system.
- Includes rain cover for added resistance to the elements.
- Can also double as travel/duffle bag.

**LinQ RETROFIT KIT FOR CARGO BAG***(Not illustrated)***860200941**

- 4 straps to adapt the Cargo Bag (860200801) to LinQ system.

- LinQ Cargo Base Kit (2x) (860201806) not included but required to mount the bag on the tunnel.

**LinQ TRAIL PRO BAG – 30 L**

REV Gen5, Summit Neo, REV Gen4, XU, XS, XM, XR

**860201986**

- Premium bag with our highest level of waterproofing.
- Watertight zipper (TiZip).
- Map holder and quick access storage compartment on lid.
- Mesh pocket under the lid for easy, quick access to smaller items.
- Brightly colored interior makes locating items easier.
- Lightweight and mounts securely using one set of LinQ anchors.

- Expandabl capacity of 9 to 30 liters (2–6 US gallon, 550–1,831 cu in).
- See table on pages 80 and 81 for requirements.

**TRAIL PRO BAG COVER LID**

Fits on Deep Snow Pro Bag and LinQ Trail Pro Bag

**860202383**

- Replacement cover for Trail Pro Bag.
- Map holder and quick access storage compartment on lid.
- Mesh pocket under the lid for easy, quick access to smaller items.

**LinQ SR 21 TUNNEL BAG – 21 L**

REV Gen5, Neo, REV Gen4

**860202449**

- Semi-rigid expandable LinQ tunnel bag.
- 21 liters (5.5 US gallons, 1,282 cu in) capacity.
- Can be installed on top of LinQ Stackable Fuel Caddy or behind seat.
- Easy one-second on/off tool-less system.

- See table on pages 80 and 81 for requirements.

**LinQ SPORT BAG – 17 L**

REV Gen5, Neo, REV Gen4, XM, XS, XP, XR (except GTX, Grand Touring)

**860202447**

- 17 liters (4.5 US gallons, 1,037 cu in) capacity.
- Rigid bottom, semi-rigid top.
- Does not fit on REV-XU Tundra with a rack.

- See table on pages 80 and 81 for requirements.

**LinQ TRAIL SEAT BAG – 11 L**

REV Gen5 (Trail), REV Gen4 (Narrow) MXZ, Backcountry and Renegade (except Sport models)

**860201275**

- 11 liters (2.9 US gallons, 671 cu in) capacity.
- Thermoformed hard plastic base, semi-rigid sides and top.
- Vehicles with pull start require the Battery Cover (860201407).

**LinQ SEAT BAG – 4 L**

REV Gen4 (Narrow)

**860201355**

- Integrated storage that stays out of the way.
- 4 liters (1 US gallons, 244 cu in) capacity.
- Easy on/off.
- Can be used with tunnel bags or fuel caddies.

- Vehicles with pull start require the Battery Cover (860201407).
- Thermoformed hard plastic base.

## STORAGE

## HANDLEBAR BAG – 2 L



REV Gen5 (Trail), REV Gen4 without mountain strap

860201565

- 2.3 liters [0.6 US gallons, 122 cu in] capacity.
- Semi-rigid construction.
- Mounted sturdily with clamp setup.
- Can be removed easily with vehicle's tool.
- Inside soft liner.

- Water-resistant.
- Thermoformed hard plastic base.
- Features a pocket to separate items.

## LinQ TOOL BOX – 19 L



REV Gen5, Summit Neo, REV Gen4, XU, XM, XS, XP

715008111

- 19 liters [5 US gallons, 1,160 cu in] capacity.
- Weather-resistant design features a sealed cover.

- See table on pages 80 and 81 for requirements.

## LinQ SADDLEBAGS – 26 L



REV Gen5, Neo, REV Gen4 16", XP, XR, XM, XS (except Grand Touring, GTX and MXZ X-RS)

860200624

- Premium semi-rigid saddlebags using the LinQ mounting system.
- Easy attach and remove.
- Can be used in conjunction with additional LinQ mounted accessories at the same time.
- 26 liters [6.9 US gallons, 1,587 cu in] capacity, [2 x 13 L [2 x 3.45 US gallons]].

- LinQ Fastener included (715001707).
- Requires LinQ Cargo Base kit (860201806) for installation on REV Gen4 16" tunnels [2021 and prior].

## COMBO BAG – 45 L



REV-XP, XR, XS

860200623\*

- Uses easy on/off clip system.
- No need to remove seat.
- Multiple pockets.
- 45 liters [11.9 US gallons, 2,746 cu in] capacity.

## TUNNEL BAG – 40 L



REV-XP, XR, XS, XM, XU Tundra

860200824

- Includes a compartment for the Ski-Doo Shovel (860201919) (not included).
- Chassis premarked for easier installation of bag on tunnel.
- 40 liters [10.6 US gallons, 2,441 cu in] capacity.
- Extension provides more cargo space when required.

## TUNNEL BAG – 25 L



REV-XP, XR, XM, XS, XU

860200826

- Uses our cleat and bag retaining system (Patent USD607,313).
- Innovative thermoformed tunnel bag, designed for a slick look and rigid structure.
- Chassis premarked for easier installation of bag on tunnel.
- 25 liters [6.6 US gallons, 1,526 cu in] capacity.

## MODULAR TUNNEL BAG EXTENSION – 38 L




REV-XR GTX and Grand Touring, REV-XS Grand Touring

860200173\*

- Versatile multi-configuration bag.
- Use alone, with or without Fuel Caddy, or with Semi-Rigid Tunnel Bag (860200174).
- Installs horizontally or vertically and removes easily.
- 38 liters [10 US gallons, 2,319 cu in] capacity.

<b>LinQ UTILITY CARGO BOX – 135 L</b>	REV Gen4 20" and 24"	<b>860201781</b>
	<ul style="list-style-type: none"> <li>• Massive capacity of 135 liters (36 US gallons, 8,238 cu in).</li> <li>• 4 LinQ anchors (860201806) can be added on lid of box to install 16" LinQ accessories or additional storage.</li> <li>• Slots molded in for plywood dividers.</li> <li>• Rugged and tough rotomolded plastic construction.</li> <li>• Integrated axe and saw holders.</li> <li>• Removable/lockable lid.</li> <li>• Dedicated hooks for bungee cords or elastic net to expand storage capacity on top of the box.</li> <li>• 4 fixation hook points to secure cargo in the box and 4 molded handle features for ease of transportation.</li> <li>• Multi LinQ Plate Retrofit Kit (860202133) required for REV Gen4 Skandic Sport.</li> </ul>	
<b>EXTRA LARGE XU BAG – 150 L</b>	REV-XU Skandic, XU Expedition	<b>860201179*</b>
	<ul style="list-style-type: none"> <li>• Extra large 150 liters (40 US gallons, 9,154 cu in) capacity bag shaped to fit utility model racks.</li> <li>• Weather-resistant polyester, includes compartment organizer.</li> </ul>	
<b>CARGO BOX – 75 L</b>	REV-XU Skandic WT, SWT, Expedition SE, LE, Xtreme MY19 and prior	<b>860200395</b>
	<ul style="list-style-type: none"> <li>• 75 liters (19.8 US gallons, 4,577 cu in) capacity.</li> <li>• Made of durable polyethylene.</li> <li>• Provides additional secure storage.</li> <li>• Convenient flip top provides easy access to stored goods.</li> <li>• Standard on SE 2019 and prior models.</li> </ul>	
<b>RACK AND NET KIT FOR CARGO BOX</b>		<b>860201025</b>
	<ul style="list-style-type: none"> <li>• Rack to carry additional items on top of Cargo Box.</li> <li>• Net to better secure items inside Cargo Box (860200395).</li> </ul>	
<b>CENTER CARGO BOX – 20 L</b>	REV-XU Skandic and Expedition	<b>860200732</b>
	<ul style="list-style-type: none"> <li>• 20 liters (5.28 US gallons, 1,221 cu in) capacity.</li> <li>• Easily interchangeable with passenger seat.</li> <li>• Provides additional storage space.</li> <li>• Can be padlocked.</li> <li>• Can be installed in conjunction with Cargo Box (860200395).</li> </ul>	
<b>UNDER-SEAT STORAGE BAG</b>	REV-XU Skandic and Expedition	<b>860201063</b>
	<ul style="list-style-type: none"> <li>• Padded bag protects your items and makes them easy to transport.</li> </ul>	

## STORAGE ACCESSORIES

<b>HEATED TANK BAG – 2 L</b>	REV-XR, XU	<b>860201127</b>
	<ul style="list-style-type: none"> <li>• Easy-access bag with full-length zipper.</li> <li>• Map pocket.</li> <li>• Access gas cap without removing bag.</li> <li>• 3W heated, insulated pocket for battery-powered electronics, e.g., cell, GPS.</li> <li>• Access to the 12V plug-in port.</li> <li>• 2.4 liters (0.6 US gallons, 122 cu in) capacity.</li> <li>• Includes RCA adaptor plug kit.</li> <li>• Requires Heated Visor Kit (860201234) (not included but required for installation).</li> </ul>	

\*While supplies last.

## STORAGE ACCESSORIES

## 3W HEATER FOR BAGS

515176786



- Replacement or additional heater for heated bags.

## DASHBOARD BAG – 2 L

REV-XP

860201176



- Easy-access bag designed to provide extra storage.
- 2 liters (0.5 US gallons, 116 cu in) capacity.

## BATTERY COVER

REV Gen4 16" without battery<sup>1</sup>

860201720

Neo, REV Gen4 16" with battery<sup>2</sup>

511001210



- Stock on REV Gen4 (Wide).
- <sup>1</sup>Support bracket and plastic cover included.
- <sup>2</sup>Plastic cover included.
- Required when installing Comfort Seat (860201551, 860201633) on REV Gen4 (Narrow).

## BATTERY COVER

REV Gen4 16" (Narrow) without battery<sup>1</sup>

860201407

REV Gen4 16" with battery<sup>2</sup>

511001053



- Use in conjunction with LinQ Seat Bag (860201355), LinQ Trail Seat Bag (860201275), LinQ Combo Bag (860201475) or LinQ 1 + 1 Seat System (860201268) on models without a battery.
- Stock on REV Gen5 (Trail), Neo and REV Gen4 (Narrow) with battery.
- <sup>1</sup>Support bracket and plastic cover included.
- <sup>2</sup>Plastic cover included.

## LOW PROFILE BATTERY COMPARTMENT COVER

REV Gen4 16" without battery

860201505



- Required for REV Gen4 sleds without battery for LinQ Deep Snow Seat Bag (860201274) and for improved aesthetics.

## GLOVEBOX FOR ONE-PIECE LIGHTWEIGHT HOOD

REV Gen4 Summit and Freeride (2020-2021), Summit Expert (2022) with one-piece lightweight hood

860202193

REV Gen4 Summit and Freeride (2022) with one-piece lightweight hood

860202572



- Adds storage to one-piece lightweight hoods.
- Provides an additional 4.6 liters (1.2 gallons, 280 cu in) capacity.
- Approximately 2 water bottles or 2 pairs of goggles.
- Easy access for smaller items.
- Bright yellow interior to find objects easier.
- Water resistant.
- Includes new mount to reposition the factory gauge.
- Works with a windshield or deflector.
- Compatible with USB intelligent Power Outlet Kit (860202433) and 12-Volt Power Outlet Kits (860201423).

## GLOVEBOX EXTENSION / CELL PHONE HOLDER






Neo, REV Gen4

860202072



- Doubles the storage with additional 3.5 liters (0.9 US gallon, 211 cu in) capacity (includes Glovebox Extension (517305966)).
- Can be used with or without windshield.
- Door allows for perfect positioning and mounting of a cell phone.
- Cell Phone heater included.
- Requires USB intelligent Power Outlet Kit (860202433) and Harness Extension for Cellphone Holder and USB plug (515178153) for installation.
- For screen size up to 6.4" (16.26 cm) x 3.3" (8.38 cm).
- Fits all cell phones with a 6.4" screen or smaller.
- Works with capacitive and resistive touch screen technology.
- Not compatible with Summit and Freeride with one-piece lightweight hood.
- Does not include cell phone.



<b>GLOVEBOX EXTENSION / GPS SUPPORT</b>	Neo, REV Gen4	<b>860201249</b>
	<ul style="list-style-type: none"> <li>• Doubles the storage with additional 4 liters (1 US gallon, 244 cu in) capacity.</li> <li>• Can be used with or without windshield.</li> <li>• GPS sold separately.</li> <li>• Door allows for perfect positioning and mounting of GPS.</li> <li>• Replaces stock storage compartment cover.</li> </ul>	<ul style="list-style-type: none"> <li>• Not compatible with Summit and Freeride with one-piece lightweight hood.</li> </ul>
<b>NEW GLOVEBOX EXTENSION / GPS SUPPORT</b>	REV Gen5 (Trail) REV Gen5 (Deep Snow)	<b>860202436</b> • 5 liter (1.3 US gallon) <b>860202501</b> • 6 liter (1.6 US gallon)
 <b>860202436</b> <b>860202501</b>	<ul style="list-style-type: none"> <li>• Increases storage by an additional capacity.</li> <li>• Door allows for perfect positioning and mounting of GPS.</li> <li>• Replaces stock storage compartment cover.</li> </ul>	<ul style="list-style-type: none"> <li>• Can be used with or without windshield.</li> <li>• Garmin Zumo 590 GPS sold separately.</li> <li>• Ready to receive Cellphone Holder 860202372.</li> </ul>
<b>NEW HARNESS EXTENSION FOR USB PLUG</b> <i>(Not illustrated)</i>	REV Gen5	<b>515178153</b>
<ul style="list-style-type: none"> <li>• Required for USB intelligent Power Outlet Kit 860202433 when installed on REV Gen4 models.</li> </ul>		
<b>GLOVEBOX REPLACEMENT DOOR / CELLPHONE HOLDER</b> <i>(Not illustrated)</i>	Fits with Glovebox Extension (860201249)	<b>860202169</b>
<ul style="list-style-type: none"> <li>• Replacement door to update Glovebox Extension with a Cellphone Holder.</li> <li>• Door allows for perfect positioning and mounting of a cell phone.</li> <li>• Cell phone heater included.</li> <li>• Requires USB Intelligent Power Outlet Kit (860202433) and Harness Extension for Cellphone Holder and USB plug (515178153) for installation.</li> <li>• For screen size up to 6.4" (16.26 cm) x 3.3" (8.38 cm).</li> <li>• Works with capacitive and resistive touch screen technology.</li> </ul>		
<b>NEW CELLPHONE HOLDER</b>	REV Gen5	<b>860202372</b>
	<ul style="list-style-type: none"> <li>• New design is independent of the Glove Box Extension door.</li> <li>• Water resistant door allows for perfect phone positioning.</li> <li>• Heating element preserves cell phone battery longer.</li> <li>• Features capacitive and resistive touch screen technology.</li> <li>• Spring system in back plate automatically adjusts for thickness.</li> </ul>	<ul style="list-style-type: none"> <li>• Fits all cellphones within 7.2" (185 mm) x 3.3" (85 mm) x (15 mm) dimensions.</li> <li>• Works with almost all charger wires.</li> <li>• Does not include cell phone or charging wires.</li> <li>• Can be used with or without windshield.</li> <li>• Requires Glovebox Extension (860202436 or 860202501) depending on the vehicle.</li> </ul>
<b>GLOVEBOX LINER</b>	REV-XM, XS 2014 and up	<b>860201084*</b>
	<ul style="list-style-type: none"> <li>• Padded inner liner protects items.</li> <li>• Design seals against snow intrusion.</li> <li>• Glovebox Extension compatible.</li> </ul>	<ul style="list-style-type: none"> <li>• Can be used with 3W Heater for Bags (515176786) (not included).</li> </ul>
<b>GLOVEBOX LINER</b>	Neo, REV Gen4	<b>860201270</b>
	<ul style="list-style-type: none"> <li>• Thermoformed liner has a soft finish interior.</li> <li>• Features one pocket to separate items.</li> </ul>	<ul style="list-style-type: none"> <li>• Not compatible with Lightweight Hood (860202087).</li> </ul>

\*While supplies last.

## LINQ ACCESSORIES AND REPLACEMENT PARTS FOR LINQ STORAGE ACCESSORIES

### MULTI LINQ PLATE RETROFIT KIT

Skandic Sport

860202133



- Retrofit to add Multi LinQ Plate on Skandic Sport.
- Allows more LinQ configurations on the tunnel.
- Includes rear double light.

### LINQ LOCK

860201968 • Pack of 1 with 2 keys  
860202478 • Pack of 2 with 4 keys



- Simple way to lock most LinQ accessories in place.
- Retrofits most LinQ accessories.
- Lock cover prevents snow and ice build-up.
- Not compatible with LinQ Tool Holder, LinQ Working Light, LinQ 4.2 US gal (16L) cooler and LinQ Tool Box.

### LINQ FASTENER

715001707



- Works with LinQ Snowboard/Ski Rack (860201255/860201222/860202191) and LinQ Saddlebags (860200624).
- Tool-less installation and removal.
- Sold in pairs.

### LINQ CARGO BASE KIT

860201806



- Unique mounting fastener usable on any LinQ System accessory.
- Includes: 2 Cargo LinQ bases and hardware.

### LINQ CARGO BASE KIT

REV Gen4 (Wide) 20" and 24" equipped with the Multi LinQ Plate

860202482



- Unique mounting fastener usable on any LinQ System accessory.
- Includes: 2 Cargo LinQ bases and hardware for Multi LinQ Plate (860202133).

### LINQ CARGO BASE RETROFIT KIT

REV Gen4 (Wide) 20" and 24" equipped with the Multi LinQ Plate

860201812



- Hardware to fit LinQ Cargo Base Kit on 20" and 24" tunnels with Multi LinQ Plate Retrofit Kit (860202133).

### LINQ PROTECTIVE DECAL KIT

REV Gen5, Summit Neo

516010972

REV Gen4

516007627



- Durable Lexan<sup>®</sup> decals to protect your tunnel.
- 2 decals included.

### LINQ PROTECTIVE DECAL KIT

REV-XS, XM, XP, XU Tundra

860200767



- Replacement item on model years 2013 and up but required for using the LinQ accessories on model years 2012 and prior.
- 2 decals included.

**RUBBER LATCH SERVICE KIT FOR  
LinQ TUNNEL ACCESSORIES***(Not illustrated)*

LinQ Tunnel Bags and LinQ Fuel and Oil Caddies.

**860201057****LinQ REPAIR KIT T-LOCK ALUMINUM***(Not illustrated)***860201753** • Left Side  
**860201754** • Right Side

• Replaces LinQ mechanism.

• Includes lever, T-lock and hardware.

**LinQ REPAIR KIT T-LOCK PLASTIC***(Not illustrated)***860201137** • Left Side  
**860201138** • Right Side

• Replaces LinQ mechanism.

• Includes lever, T-lock and hardware.

**SHIMS FOR LinQ ACCESSORIES**

REV-XS, XM, XP, XU 16"

**860201432**

- Required to fit LinQ accessories on REV-XS, XM, XP and XU Tundra.
- See last column of the chart on page 79 for accessories that require shims.
- Does not fit 120" models.

**LinQ ADAPTOR PLATE**

REV-XU 20" and 24"

**860200945**

- Allows installation of LinQ Cargo Base (860201806) on embossed REV-XU tunnels.

# SLEIGH, RACKS & HOLDERS

## RACKS

**LinQ SLEIGH**

Fits on vehicles equipped with Tongue Hitch

**860202544**

- Comes with an easy to retract protective cover that prevents snow intrusion while still allowing the installation of LinQ accessories on the sleigh top.
- LinQ accessories can be installed on top and inside (LinQ Cargo Base Kit not included).
- Made of high-molecular-weight polyethylene.
- 2-part removable cover.
- Rain resistant.
- Carbide ready (860201044).
- Slots for dividers precast in. (Dividers not included.)
- Dimensions 81" (206 cm) L x 33" (84 cm) W x 21" (54 cm) H.
- Volume 485 L (110 US gallons, 29 597 cu in).
- Weight capacity: 750 lb (340 kg) TOTAL (including top); max on top 75 lb (34 kg).
- Spring dampened pull bar.








**LinQ UNIVERSAL RACK**

REV Gen5, Neo, REV Gen4

**860202208**








- This Universal Rack can make generic accessories LinQ compatible.
- Allows a multitude of products and configurations on LinQ tunnels.
- See table on pages 80 and 81 for requirements.

## RACKS

<b>LinQ UNIVERSAL RACK – OTHER BRANDS</b>	Other vehicles with tunnel of 15" to 17" wide (378 mm to 432 mm)	<b>860202357</b>
	<ul style="list-style-type: none"> <li>• Universal rack designed to fit non-LinQ tunnels (Ski-Doo and competitive brands).</li> <li>• Install LinQ accessories on non-LinQ compatible tunnels.</li> <li>• Allows a multitude of products and configurations on almost any sled.</li> </ul>	<ul style="list-style-type: none"> <li>• Double the storage by adding another on longer tunnels.</li> <li>• Includes installation hardware for side mounting.</li> <li>• Fits 14.875 to 17 inch (37.8 cm to 43.2 cm) wide tunnels.</li> </ul>
<b>LinQ REAR CARGO RACK</b>	REV Gen4 (Wide) 20" and 24"	<b>860201800</b>
	<ul style="list-style-type: none"> <li>• Replaces passenger seat for extra cargo capacity.</li> <li>• Simple attachment.</li> <li>• Retains underseat access with clever hinge system.</li> <li>• Allows use of more LinQ bags.</li> </ul>	
<b>LinQ REAR CARGO RACK</b>	REV-XU Skandic and Expedition	<b>860200914</b>
	<ul style="list-style-type: none"> <li>• Provides mounting point for LinQ Cargo Base Kit (860201806).</li> <li>• Compatible with LinQ fuel caddies and tunnel bags.</li> <li>• Easily interchangeable with passenger seat.</li> <li>• Provides additional cargo space.</li> </ul>	
<b>CARGO RACK KIT</b>	REV Gen4 146" Backcountry (except Backcountry X-RS) , Summit SP, Tundra	<b>860202217</b>
	REV Gen4 154" Summit SP, Tundra, Expedition Sport	<b>860202223</b>
	<ul style="list-style-type: none"> <li>• Maximizes tunnel cargo capacity.</li> <li>• Integrated anchor points for bungees or tie downs.</li> <li>• Adds functionality with mounts for LinQ Tool Holders (860201846).</li> </ul>	
<b>LUGGAGE RACK REINFORCEMENT PLATES</b>	REV-XM, XP, XR, XS, XU Tundra	<b>860200798</b>
	<ul style="list-style-type: none"> <li>• Additional reinforcement for your long and short rear racks.</li> <li>• Made of high strength steel.</li> <li>• Sold in pairs.</li> </ul>	
<b>CARGO RACK KIT</b>	REV Gen4 (Wide) 20" Expedition Xtreme and Skandic Sport	<b>860202245</b>
	<ul style="list-style-type: none"> <li>• A convenient way to maximize tunnel cargo space.</li> <li>• Required to install the Chain Saw Holder (860201827).</li> <li>• Includes the rack and hardware.</li> <li>• 1 1/4" Hitch included.</li> </ul>	
<b>REAR RACK EXTENSION</b>	REV-XU Skandic and Expedition	<b>860200700</b>
	<ul style="list-style-type: none"> <li>• Delivers increased cargo space.</li> <li>• Does not fit with XU Heavy-Duty Rear Bumper (860201106).</li> </ul>	



## HOLDERS

<b>LinQ AXE HOLDER</b>	REV Gen5, Neo, REV Gen4, XM, XS, XU, 137" and up	<b>860201854</b>
	<ul style="list-style-type: none"> <li>• Securely mounts on either side of the tunnel using LinQ anchors.</li> <li>• Universal sizing to fit a wide variety of axes.</li> <li>• Can be mounted on either side of the vehicle.</li> </ul>	
<b>CHAIN SAW HOLDER</b>	REV Gen4 (Wide) 20" and 24"	<b>860201827</b>
	<ul style="list-style-type: none"> <li>• Securely mounts to rear of vehicle.</li> <li>• Retains full function of LinQ accessories, including cargo box.</li> <li>• Compatible with most blades up to 18".</li> </ul> <ul style="list-style-type: none"> <li>• Cargo Rack Kit [860202245] required for Expedition Xtreme and Skandic Sport.</li> <li>• Not compatible with LinQ Adventure Cargo Box [860202448].</li> </ul>	
<b>LinQ ICE AUGER HOLDER</b>	REV Gen4 (Wide) 20" and 24" except Skandic Sport and Expedition Xtreme	<b>860201828</b>
	<ul style="list-style-type: none"> <li>• Securely mounts to right side of vehicle.</li> <li>• Easy on/off and installation.</li> <li>• Retains full function of LinQ accessories.</li> <li>• Handles augers with up to 10" blades.</li> </ul> <ul style="list-style-type: none"> <li>• May be installed with Heavy-Duty Hitch Rear Bumper [860201795]</li> </ul>	
<b>LinQ GUN BOOT HOLDER</b>	REV Gen4 (Wide) 20" and 24" except Skandic Sport and Expedition Xtreme	<b>860201829</b>
	<ul style="list-style-type: none"> <li>• Securely mounts to side of vehicle.</li> <li>• Easy on and off LinQ installation.</li> <li>• Retains full function of LinQ accessories.</li> <li>• Can be installed on either side of the tunnel.</li> <li>• Required for Gun Boot use on vehicle.</li> </ul> <ul style="list-style-type: none"> <li>• May be installed with Heavy-Duty Hitch Rear Bumper [860201795].</li> </ul>	
<b>GUN BOOT HOLDER</b>	REV-XU Skandic, XU Expedition	<b>860200984*</b>
	<ul style="list-style-type: none"> <li>• Can be installed on either side of the sled, facing forward or rearward and at any angle.</li> </ul> <ul style="list-style-type: none"> <li>• Required for Gun Boot use on vehicle.</li> </ul>	
<b>LinQ TOOL HOLDER</b>	REV Gen5, Neo, REV Gen4, XS, XM	<b>860201846</b>
	<ul style="list-style-type: none"> <li>• Designed for universal applications.</li> <li>• Convenient swivel latch allows tools like a shovel to be stored in multiple positions.</li> <li>• Designed specifically for winter use.</li> <li>• Sold in pairs.</li> </ul> <ul style="list-style-type: none"> <li>• See table on pages 80 and 81 for requirements.</li> </ul>	
<b>GUN BOOT 6.0 IMPACT® BY KOLPIN®</b>		<b>715001419</b>
	<ul style="list-style-type: none"> <li>• Features largest interior room of all Kolpin Gun Boot cases.</li> <li>• Extra room for pistol-grip-type weapons and small bipods.</li> <li>• Easily fits firearms up to 51" (130 cm) in total length.</li> <li>• Provides ample room for 60 mm scopes.</li> <li>• Hatchback design allows easy access.</li> <li>• Snap-close cover with locking capability.</li> <li>• Ergonomically designed handle and molded attachment points for sling.</li> </ul> <ul style="list-style-type: none"> <li>• Designed to accommodate left- and right-hand bolt-action rifles and shotguns.</li> <li>• Includes removable, shock-absorbing foam and nylon impact liner for superior interior protection.</li> <li>• Requires Gun Boot Holder [860200984 or 860201829] for installation.</li> </ul>	

\*While supplies last.

# SEATS & BACKRESTS

## SEATS

HEATED SEAT	REV Gen4 (Wide) 20" and 24"	860202032
	<ul style="list-style-type: none"> <li>Adds warmth in the coldest conditions.</li> <li>Multiple High/Low/OFF settings.</li> </ul>	
PASSENGER HEATED SEAT	REV Gen4 (Wide) 20" and 24" (Expedition Xtreme and Skandic Sport)	860202033
	<ul style="list-style-type: none"> <li>Complete seat adds warmth for a passenger.</li> <li>1 + 1 configuration.</li> <li>Includes heated handles.</li> <li>Passenger Backrest (860202036) can be added for more comfort.</li> </ul>	<ul style="list-style-type: none"> <li>Same seat as 860202037 with heat added.</li> <li>High/Low/Off settings.</li> </ul>
HEATED SEAT	Neo, REV Gen4 16"	860201633
	<ul style="list-style-type: none"> <li>Adds warmth in the coldest conditions.</li> <li>Multiple High/Low/OFF settings.</li> <li>Same base platform as Comfort Seat (860201551) providing additional hip support via wider cushion design.</li> <li>Integrated rear storage.</li> <li>Battery Cover with Support (860201720) required for REV Gen4 (Narrow) without battery.</li> </ul>	<ul style="list-style-type: none"> <li>Battery cover (511001210) required for Neo and REV Gen4 (Narrow) with battery.</li> <li>2 Summit seat posts (510006693) required for installation on REV Gen4 (Narrow) Summit 2020 and prior.</li> <li>2 seat post (510007122) required for installation on REV Gen4 (Narrow) Summit and all Sport models, 2021 and up.</li> </ul>
COMFORT SEAT	REV Gen5 (Trail), Neo, REV Gen4 16"	860201551
	<ul style="list-style-type: none"> <li>Provides additional support and length.</li> <li>Provides additional hip support via wider cushion design.</li> <li>Integrated rear storage.</li> <li>Battery Cover with Support (860201720) required for REV Gen4 (Narrow) without battery.</li> <li>Battery cover (511001210) required for REV Gen5, Neo and REV Gen4 (Narrow) with battery.</li> </ul>	<ul style="list-style-type: none"> <li>2 Summit Seat Posts (510006693) required for installation on REV Gen4 (Narrow) Summit 2020 and prior.</li> <li>2 Seat Posts (510007122) required for installation on REV Gen4 (Narrow) Summit and all Sport models, 2021 and up.</li> <li>Not compatible with Battery Cover (860201407).</li> </ul>
HEATED SEAT	REV-XS, XM	860201458
	<ul style="list-style-type: none"> <li>Add warmth with this heated seat.</li> </ul>	
LOW PROFILE SEAT	REV Gen5, Neo, REV Gen4 16"	860202344
	<ul style="list-style-type: none"> <li>Compact design for freedom of movement.</li> <li>Great support for deep snow.</li> <li>Easy tool-less installation.</li> <li>155 mm (6") height.</li> </ul>	
LIGHTWEIGHT PERFORMANCE SEAT	REV Gen5, Neo, REV Gen4 16"	860202221
	<ul style="list-style-type: none"> <li>Ultra-compact design for active riders.</li> <li>Our smallest, lightest seat at 1.27 kg (2.8 lb.).</li> <li>Allows easier side-to-side changes.</li> <li>100 mm (4") height.</li> <li>Provides great freedom of movement.</li> </ul>	<ul style="list-style-type: none"> <li>Gripper style vinyl resists wear and tear and provides better control.</li> <li>Stock on the Summit X with Expert package.</li> </ul>

**FORTY7C PERFORMANCE SEAT**

REV Gen5, Neo, REV Gen4 16"

**860201736**

- Developed by Deep Snow expert Carl Kuster.
- Provides even greater freedom of movement.
- Lower, narrower and lighter than stock Summit seat.
- Integrated grip areas.

**LinQ 1 + 1 SEAT SYSTEM**

REV Gen5, Neo, REV Gen4 16"

**860202348**

- The ultimate in modular seating.
- Allows quick changes between 1-up and 2-up riding.
- Ergonomically correct positions for driver and passenger.
- Two easy tool-less steps:  
1 – Clip in seat.  
2 – Add LinQ 1 + 1 Backrest.
- Battery Cover with Support (860201407) required for vehicle without battery.

**LinQ 1 + 1 SEAT SYSTEM**

REV-XM, XS, XP, XR (except GTX, Grand Touring), XU Tundra

**860202347**

- The ultimate in modular seating.
- Allows quick changes between 1-up and 2-up riding.
- Ergonomically correct positions for driver and passenger.
- Two easy tool-less steps:  
1 – Clip in seat.  
2 – Add LinQ 1 + 1 Backrest.

**NEW DRIVER SEAT**

REV Gen5, Neo, REV Gen4 16" (except Grand Touring)

**860202523**

- Longer, wider and flatter design provides more hip support.
- Modular design allows easy installation of LinQ Passenger Seat – Sport.
- Seat mounting posts included.

**NEW LinQ PASSENGER SEAT – SPORT**

REV Gen5, Neo, REV Gen4 16" (except Grand Touring and Tundra)

**860202325**

- The ultimate modular seating solution.
- Quickly changes from riding solo to riding with a passenger.
- Provides comfortable, ergonomically correct positions for both driver and passenger.
- Easy tool-less clip in attachment with the LinQ system.
- Compatible with LinQ Lock and Passenger Backrest.
- Requires LinQ 1+1 rack (860202414) and Driver Seat (860202523) or MXZ seat for installation.

**NEW LinQ 1 + 1 RACK**

REV Gen5, Neo, REV Gen4 16" (except Grand Touring and Tundra)

**860202414**

- Required for LinQ Sport Passenger Seat use.
- Great looks with or without the passenger seat mounted.
- Provides an additionnal LinQ position (for soft accessories only) when passenger seat isn't in use.
- Made of lightweight die cast aluminum.

**1 + 1 SEAT**

REV Gen5, Neo, REV Gen4 16" (except Grand Touring and Expedition)

**860201766**

- Quick, easy installation and ideal ergonomics for driver and passenger.
- Full tunnel capacity is maintained and allows additional accessories to be added.
- Battery Cover with Support (860201407) required for vehicle with rewind.

**1 + 1 SEAT**

REV-XM, XS, XP, XR (except GTX, Grand Touring), XU Tundra

**860200665**

- Quick, easy installation and ideal ergonomics for driver and passenger.
- Full tunnel capacity is maintained and allows additional accessories to be added.

## SEATS

LinQ 1 + 1 SEAT HEATED GRIPS	Neo, REV Gen4 16" with 1 + 1 seat and passenger seat with handles, REV Gen4 (Wide) 20" and 24" with passenger seat with handles	860201840
	REV-XS, XM 2016-2019	860202030*
	<ul style="list-style-type: none"> <li>• Allow your passenger to ride in comfort in all conditions.</li> <li>• Easy unplug.</li> <li>• Requires Seat Wiring Harness (515178588) for installation on REV Gen4 (Wide) 20" and 24" models.</li> </ul>	
2-UP SEAT	REV-XP, XR, XM, XS, XU Tundra	860201314
	<ul style="list-style-type: none"> <li>• Extended seat providing convenient 2-up riding.</li> <li>• Complete seat assembly with passenger strap.</li> <li>• Replaces existing seat in seconds.</li> <li>• Ideal use with LinQ Snowboard/Ski Rack (860201222).</li> </ul>	
COMPACT PASSENGER SEAT	REV Gen5 (Trail), Neo, REV Gen4 16"	860202220
	<ul style="list-style-type: none"> <li>• Longer seat allows for a passenger while being more compact than the 1+1 seat.</li> <li>• Easy, tool-less installation.</li> <li>• Complete assembly features a passenger strap.</li> <li>• Tunnel capacity is maintained for additional accessories.</li> <li>• 180 mm (7") height.</li> </ul> <ul style="list-style-type: none"> <li>• Battery Cover with Support (860201720) required for REV Gen4 (Narrow) without battery.</li> <li>• Battery Cover with Support (511001210) required for Neo and REV Gen4 (Narrow) with battery.</li> </ul>	
PASSENGER SEAT	REV Gen4 20" and 24"	860202037
	<ul style="list-style-type: none"> <li>• Passenger seat to transform into a 1 + 1 configuration.</li> <li>• Includes safety handles.</li> <li>• Passenger Backrest (860202036) can be added for more comfort.</li> <li>• Stock on REV Gen4 Expedition LE, SE.</li> </ul>	
PASSENGER BACKREST	REV Gen4 20" and 24"	860202036
	<ul style="list-style-type: none"> <li>• Passenger backrest to complement the Passenger Seat (860202037) for added back comfort.</li> <li>• Passenger Seat required for installation.</li> <li>• Stock on REV Gen4 Expedition LE, SE.</li> </ul>	
PASSENGER MUFFS FOR 1 + 1 SEAT	REV Gen4, XS, XM 2018 and prior with 1+1 Seat	860200831* 860201028**
	<ul style="list-style-type: none"> <li>• Muffs fit snugly around the passenger handles and provide total warmth even on the coldest days.</li> <li>• Easy to install and remove.</li> </ul> <p><i>*Fits seat with handles and handguards.</i> <i>**Fits seat with handles only.</i></p>	
PASSENGER MUFFS FOR 1 + 1 SEAT	REV Gen5 (Trail), Neo, REV Gen4, XS, XM 2019 and up with 1+1 Seat.	860201929
	<ul style="list-style-type: none"> <li>• Ultra warm passenger muffs with fleece liner.</li> <li>• Designed for extreme cold conditions.</li> <li>• Easy to remove in warmer weather.</li> </ul> <ul style="list-style-type: none"> <li>• Fits with REV Gen4 new handles.</li> </ul>	



**HEATED GRIPS WITH GUARDS  
FOR 1 + 1 SEAT**

REV-XS, XM 2016 and up

**860201322**

- Allow your passenger to ride in comfort in all conditions.
- Self disconnect.

**BACKRESTS****LinQ 1 + 1 SEAT BACKREST**

REV Gen5 (Trail), Neo, REV Gen4 16"

**860202360**

REV-XM, XS, XP, XR (except GTX, Grand Touring), XU Tundra

**860202362**

- Option for 1 + 1 Seat when not sold as a kit.
- Can be locked using a padlock (not included).

**LinQ 1 + 1 BACKREST ANCHOR  
BASE KIT**

REV Gen5 (Trail), Neo, REV Gen4 16"

**860202059**

REV-XM, XS

**860202060**

- Allows installation of LinQ 1 + 1 Backrest on more than one vehicle.

**RUBBER LATCH FOR LinQ 1 + 1 BACKREST***[Not illustrated]***510005617** • Left Side  
**510005618** • Right Side**ADJUSTABLE BACKREST**

REV-XP, XR, XM, XS, XU Tundra

**860200823**

- Adjustable and works in conjunction with 2-Up Seat (860201314).
- Positionable for passenger or driver use.
- Rigid steel frame and integrated foam pad.
- Easy, tool-less removal when not needed.

**PASSENGER SEAT / BACKREST**

REV-XU Skandic, XU Expedition

**619400068****PASSENGER BACKREST**

REV-XU Skandic, XU Expedition

**860200060**


- Enhances the comfort level of your seat by adding this backrest option.

# WINDSHIELDS & WIND PROTECTION

// EASILY CHOOSE YOUR IDEAL WINDSHIELD

ADJUSTABLE WINDSHIELDS		LOWEST POSITION	HIGHEST POSITION
① <b>HIGH TO ULTRA HIGH</b>	860201782	23" (58.5 cm)	27" (68.5 cm)
② <b>MEDIUM TO HIGH</b>	860201493	19" (48.5 cm)	23" (58.5 cm)
③ <b>LOW TO MEDIUM</b>	860201820	14.5" (37 cm)	17" (43 cm)

WINDSHIELDS		HEIGHT
④ <b>ULTRA HIGH</b>	860202124	27.5" (70 cm)
⑤ <b>HIGH</b>	860201495	23" (58.5 cm)
⑥ <b>MEDIUM</b>	860201258 / 860202471	17" (43 cm)
⑦ <b>LOW</b>	860201448 / 860202472 860202470 / 860202602	14" (36 cm)
⑧ <b>ULTRA LOW</b>	860201259	8" (20 cm)
⑨ <b>CENTRAL DEFLECTOR</b>	517305875	For REV Gen4 platform



## REV GEN5

**NEW WINDSHIELD SIDE DEFLECTORS***(Not illustrated)*

REV Gen5 (Trail)

**860202469**

- Added wind protection for use with low height windshields.

**NEW LOW WINDSHIELD**

REV Gen5 (Trail)

**860202470**

- Low height – 14" (36 cm) in length.
- Offers additional wind protection with integrated style.
- Injection molded for clarity.
- Includes windshield support.

**NEW MEDIUM WINDSHIELD***(Not illustrated)*

REV Gen5 (Trail)

**860202471**

- Medium height – 17" (43 cm) in length.
- Offers additional wind protection with integrated style.
- Injection molded for clarity.
- Compatible with Windshield-Mount Mirrors.
- Complete kit includes windshield, side deflectors, windshield support and hardware.

**NEW POWDER DEFLECTOR***(Not illustrated)*

REV Gen5 (Deep Snow)

**860202601**

- Deflects snow to the sides and away from the rider's face.
- Compatible with Low Windshield.

**NEW LOW WINDSHIELD***(Not illustrated)*

REV Gen5 (Deep Snow)

**860202602**

- Low height – 19" (48 cm) in length.
- Offers additional wind protection with integrated style.
- Compatible with Powder Deflector.

**NEW LOW WINDSHIELD**

Youth

**860202570**

- Low height – 14" (36 cm) in length.
- Offers protection with integrated style.
- Thermoformed molded for clarity.

## REV GEN4

**ADJUSTABLE WINDSHIELD LOW TO MEDIUM**

Neo, REV Gen4

**860201820** • Smoke

- Quickly change your level of wind protection with the flip of a lever.
- Compatible with Glove Box Extension (860201249).
- Adjustable range of 14.5" (37 cm) to 17" (43 cm).
- Windshield support included.

## REV GEN4

ADJUSTABLE WINDSHIELD  
MEDIUM TO HIGH

Neo, REV Gen4 (except X-RS)

860201493 • Smoke



- Quickly change your level of wind protection with the flip of a lever.
- Compatible with Glove Box Extension (860201249).
- Adjustable range of 19" (48.5 cm) to 23" (58.5 cm).
- Side deflectors and windshield support not included.

- Not compatible with One-Piece Lightweight Hood.

ADJUSTABLE WINDSHIELD  
HIGH TO ULTRA HIGH

Neo, REV Gen4 (except X-RS)

860201782 • Smoke



- Quickly change your level of wind protection with the flip of a lever.
- Compatible with Glove Box Extension (860201249).
- Adjustable range of 23" (58.5 cm) to 27" (68.5 cm).
- Side deflectors and windshield support not included.

- Not compatible with One-Piece Lightweight Hood.

## ULTRA LOW WINDSHIELD



Neo, REV Gen4

860201259 • Smoke



- 8" (20 cm) in length.
- Sporty and aggressive look.
- Windshield support not included.

## LOW WINDSHIELD



Neo, REV Gen4

860201448 • Smoke



- 14" (36 cm) in length.
- High quality, best durability.
- Includes low windshield support.

## LOW WINDSHIELD



Neo, REV Gen4

860202472 • Dark Smoke



- 14" (36 cm) in length.
- High quality, best durability.
- Includes low windshield support.

## MEDIUM WINDSHIELD KIT



Neo, REV Gen4

860201258 • Smoke



- 17" (43 cm) in length.
- Offers a generous amount of protection with integrated style.
- Injection molded for clarity.
- Compatible with Windshield-Mount Mirrors.

- Complete kit includes windshield, side deflectors, windshield support and hardware.
- Not compatible with One-Piece Lightweight Hood.

## HIGH WINDSHIELD



Neo, REV Gen4 (except X-RS)

860201495 • Smoke



- 23" (58.5 cm) in length.
- Side deflectors and windshield support not included.
- Compatible with Windshield-Mount Mirrors.

- Not compatible with One-Piece Lightweight Hood.

## ULTRA HIGH WINDSHIELD



Neo, REV Gen4 (except X-RS)

860202124



- New shape.
- 27.5" (70 cm) length.
- Provides maximum wind protection.
- Side deflectors and support not included.
- Compatible with Windshield-Mount Mirrors.

- Not compatible with One-Piece Lightweight Hood.



**WINDSHIELD SIDE DEFLECTOR KIT**

Neo, REV Gen4 – For low and ultra low windshields

**860201449** • Smoke

- Increases wind deflection for windshields.
- Compatible with Adjustable Windshield – Low to Medium (860201820).
- Not compatible with One piece Lightweight Hood.

**WINDSHIELD SIDE DEFLECTOR KIT**

Neo, REV Gen4 – For low and ultra low windshields

**860202473** • Dark Smoke

- Increases wind deflection for windshields.
- Compatible with Adjustable Windshield – Low to Medium (860201820).
- Not compatible with One-Piece Lightweight Hood.

**WINDSHIELD SIDE DEFLECTOR KIT**

Neo, REV Gen4 – For medium and higher windshields

**860201256** • Smoke

- Increased wind deflection for windshields.
- Compatible with Windshield-Mount Mirrors.

**SIDE PANEL DEFLECTOR KIT**

REV Gen4 (Wide)

**860201879** • Smoke

- Added wind protection.
- Standard on the Grand Touring Limited.

**WINDSHIELD SUPPORT**

Neo, REV Gen4 – For ultra low and low windshields

**517305749** • Black  
**517306380** • Manta Green  
**517306375** • Sunburst Yellow

**WINDSHIELD SUPPORT**

Neo, REV Gen4 – For medium and high windshields

**517306183** • Black  
**517306456** • Sunburst Yellow

**CENTRAL DEFLECTOR**

Neo, REV Gen4

**517305875** • Black  
**517306432** • Sunburst Yellow  
**517306433** • Manta Green  
**517306473** • White Bright  
**517306697** • Lava Red

**517306764** • Orange Crush  
**517307054** • Labrador Blue  
**517307061** • Nordic Teal  
**517307383** • Catalyst Grey

**REV-XS & REV-XM****ULTRA LOW WINDSHIELD**

REV-XM, XS

**860200901** • Smoke

- 6" (15 cm) in length.

## REV-XS &amp; REV-XM

MEDIUM SPORT PERFORMANCE  
FLARED WINDSHIELD

REV-XM, XS

860200696 • Smoke



- 12" (31 cm) in length.
- One piece with integrated deflectors.

MEDIUM INJECTED WINDSHIELD  
AND SIDE DEFLECTOR KIT

REV-XM, XS

860200759 • Smoke



- 13.5" (34 cm) in length.
- Offers a generous amount of protection with integrated style.
- Medium side deflectors ready to receive Windshield Mirrors (860200694).
- Includes medium windshield support.

## HIGH WINDSHIELD

REV-XM, XS

860200928 • Smoke



- 18" (46 cm) in length.
- Side deflectors and windshield support not included.

## ULTRA HIGH WINDSHIELD

REV-XM, XS

860201185 • Clear



- 24" (60 cm) in length.
- Our largest sport windshield ever.
- One piece with integrated deflectors.
- Maximum wind protection, for extreme cold conditions.

## EXTRA HIGH WINDSHIELD

REV-XM, XS

860201182 • Smoke\*



- 20" (51 cm) in length.
- Standard on 2016-2018 Grand Touring Sport.
- Side deflectors and windshield support not included.

## WINDSHIELD SIDE DEFLECTOR KIT

REV-XM, XS – For low and ultra low windshields

860201012 • Smoke

REV-XM, XS – For medium and high windshields

860200912 • Smoke



- Increases wind deflection for windshields.
- Ready for Windshield Mirrors (860200694).

## WINDSHIELD SIDE DEFLECTOR KIT

REV-XM, XS – For medium and higher windshields

860201221 • Smoke



- Adds lower body wind protection.
- Ready for Windshield Mirrors (860200694).
- Standard on 2016-2019 Grand Touring Sport.

<b>WINDSHIELD BASE</b>	REV-XM, XS – For ultra low, low and one-piece windshields	<b>517305403</b> • Grey <b>517305617</b> • Manta Green <b>517305808</b> • Sunburst Yellow	<b>517305948</b> • Lava Red <b>517305952</b> • White <b>860200937</b> • Black
	REV-XM, XS – For medium and high windshields		<b>860200944</b> • Black



- Colored plastic trim.
- Hardware not included.

## REV-XP

<b>ULTRA LOW FIXED WINDSHIELD</b>	REV-XP	<b>860200646</b> • Smoke with X graphic
-----------------------------------	--------	-----------------------------------------



- 6" (15 cm) in length.

<b>LOW WINDSHIELD AND SIDE DEFLECTOR KIT</b>	REV-XP	<b>860200545</b> • Smoke
----------------------------------------------	--------	--------------------------



- 12" (30 cm) in length.
- Same complete kit as found on the 2011–2012 X package models.
- Retrofittable on earlier REV-XP snowmobile models.
- Includes low windshield, side deflector and base kit.

<b>MEDIUM WINDSHIELD KIT</b>	REV-XP	<b>860200478</b> • Smoke
------------------------------	--------	--------------------------



- Includes medium injected windshield, dark smoke side deflector kit and base kit.

<b>SPORT PERFORMANCE FLARED WINDSHIELD</b>	REV-XP	<b>860200547</b> • Smoke
--------------------------------------------	--------	--------------------------



- 17.5" (44.5 cm) in length.
- One piece with integrated side deflectors.
- Complete with base mounting kit.

<b>ULTRA HIGH WINDSHIELD</b>	REV-XP	<b>860200225</b> • Clear with fading*
------------------------------	--------	---------------------------------------



- 23" (58 cm) in length.

*Note: J-hooks need to be removed to install windshield.*

<b>WINDSHIELD SIDE DEFLECTOR KIT</b>	REV-XP	<b>860200084</b> • Dark Smoke
--------------------------------------	--------	-------------------------------



- For medium and high windshields.
- Increases wind deflection.

## REV-XP

WINDSHIELD BASE KIT	REV-XP	860200089 • Black
---------------------	--------	-------------------



- For ultra low and low windshields.
- Plastic trim for windshields.

WINDSHIELD BASE KIT	REV-XP	860200091 • Black
---------------------	--------	-------------------



- For medium, high and ultra high windshields.
- Plastic trim for windshields.

## REV-XR &amp; REV-XU

SPORT PERFORMANCE FLARED WINDSHIELD	REV-XR, XU	860200438 • Smoke*
-------------------------------------	------------	--------------------



- 17.5" (44.5 cm) in length.
- One piece with integrated side deflectors.
- Top flare maximizes wind protection and redirects snow in deep powder conditions.
- Complete with base mounting kit.

SPORT PERFORMANCE FLARED WINDSHIELD	REV-XR, XU	860200453 • Smoke
-------------------------------------	------------	-------------------



- 14" (35.6 cm) in length.
- One piece with integrated side deflectors.
- Top flare maximizes wind protection and redirects snow in deep powder conditions.
- Complete with base mounting kit.

EXTRA HIGH ONE-PIECE WINDSHIELD	REV-XR, XU	860201000 • Clear
---------------------------------	------------	-------------------



- 23" (58 cm) in length.
- One piece with integrated deflectors.
- Maximum wind protection, for extreme cold conditions.
- Ready to receive Windshield-Mount Mirrors (517305787).
- No windshield base required.

WINDSHIELD SIDE DEFLECTOR KIT	REV-XR, XU	860200234 • Smoke
-------------------------------	------------	-------------------



- Increased wind deflection for windshields.

*Note: Fits medium and high windshields using base kit (860200229).*

WINDSHIELD BASE KIT	REV-XR, XU	860200229 • Black
---------------------	------------	-------------------



- For medium and high windshields.
- Black plastic trim.



## WINDSHIELD BASE KIT

REV-XR, XU

860200230 • Black



- For extra high and ultra high windshields.
- Black plastic trim.

# HANDGUARDS & HANDLEBAR

## HANDGUARDS

## FLEXIBLE HANDGUARDS

REV Gen5, Neo, Youth, REV Gen4, XS, XM, XP, XR, XU

860201561 • Black



- Designed to withstand roll-overs and tough boondocking conditions.
- Feature smaller size deflector made of flexible material.
- Mounts feature a flexible base.
- Does not fit with medium to ultra high windshields.
- Fits with Pivoting Mirror Kit for Handguards (860200893).

## TRANSPARENT HANDGUARDS

REV Gen5, Neo, REV Gen4, XS, XM, XP, XR, XU

860200789 • Clear



- Design delivers better protection and great style.
- Comes with Black/Grey colored interchangeable caps.
- Appropriate for trail riding.
- Sold in pairs.
- Does not fit with medium to ultra high windshields.

## TRANSPARENT HANDGUARDS

REV Gen5, Neo, REV Gen4, XS, XM, XP, XR, XU

860202474 • Dark Smoke



- Design delivers better protection and great style.
- Comes with Black/Grey colored interchangeable caps.
- Appropriate for trail riding.
- Sold in pairs.
- Does not fit with medium to ultra high windshields.

## HANDGUARD EXTENSION KIT

Vehicles with Transparent Handguards

860200781



- Semi-rigid, won't collapse at high speed.
- Delivers additional hand protection from the elements.
- Can be installed and removed in seconds.

## HANDGUARD CAPS

Vehicles with Transparent Handguards or Flexible Handguards

860201344 • Sunburst Yellow / Black  
 860201345 • Race Orange / Black  
 860201346 • Black / Grey  
 860201347 • White / Black

860201648 • Lava Grey  
 860201457 • Orange Crush / Black  
 860201649 • Manta Green / Black  
 860202098 • Octane Blue / Black



- Colored caps let you customize your look.
- Sold in pairs.

## HANDLEBAR ACCESSORIES

<b>DEEP SNOW LOW GRAB HANDLE</b> 	REV Gen5, Neo, REV Gen4	<b>860201975</b>
	<ul style="list-style-type: none"> <li>Provides more freedom of movement in active riding.</li> <li>Standard on Summit X with Expert package 2020 and up.</li> <li>Standard on Summit and Freeride 2021 and up.</li> </ul>	<ul style="list-style-type: none"> <li>Not compatible with Handlebar Bag (860201565).</li> </ul>
<b>GRAB HANDLE</b> 	REV Gen5, Neo, REV Gen4	<b>860202035</b>
	<ul style="list-style-type: none"> <li>Molded rubber grab handle used for side-hilling maneuvers.</li> </ul>	<ul style="list-style-type: none"> <li>Not compatible with Handlebar Bag (860201565).</li> </ul>
<b>PERFORMANCE SMALL DIAMETER HANDLEBAR</b> 	REV Gen5, Neo, REV Gen4	<b>860201974</b>
	<ul style="list-style-type: none"> <li>Narrow design used for more agile and precise maneuvers in mountain or trail applications, ideal for smaller hand grip.</li> <li>Smaller diameter provides a lighter, easier grip.</li> <li>20 mm (0.79 in) grip, 22 mm (0.87 in) clamber diameter at riser.</li> </ul>	<ul style="list-style-type: none"> <li>Less hand fatigue.</li> <li>Grips included.</li> </ul>
<b>HANDLEBAR PAD</b> 	REV Gen5, Neo, REV Gen4 – Vehicles without grab handle	<b>860201581</b>
<b>HANDLEBAR MUFFS</b> 	Does not fit vehicles with large handlebar pad Fits with all handguards 2015 and up	<b>860201144*</b>
	<ul style="list-style-type: none"> <li>Ultra-warm handlebar muffs with fleece liner.</li> <li>Designed for extreme cold conditions.</li> <li>Easy to remove in warmer weather.</li> <li>Can be used on handlebars with or without handguards and mirrors.</li> </ul>	<ul style="list-style-type: none"> <li>Inner skeleton allows muffs to keep their shape and gives more space for hand movement.</li> <li>Transparent section allows visibility and easy manipulation of control switches.</li> </ul> <p><i>Note: Never use handlebar muffs with finger throttle lever.</i></p>
<b>NEW HANDLEBAR MUFFS</b> 	REV Gen5, Neo, REV Gen4, [except Grand Touring 2016 and up]	<b>860202207</b>
	<ul style="list-style-type: none"> <li>Ultra-warm muffs with faux-fur liner for extreme cold conditions.</li> <li>Thermoformed construction allows muffs to keep their shape and provides more space for hand movement.</li> <li>Robust attachment system with magnetic opening and closure.</li> </ul>	<ul style="list-style-type: none"> <li>Easy to install and remove with gloves on.</li> <li>Large transparent section allows visibility of control switches.</li> </ul> <p><i>Note: Never use handlebar muffs with finger throttle lever.</i></p>
<b>BRAKE RESERVOIR GUARD</b> 	REV Gen5 (Deep Snow), Summit Neo, REV Gen 4 Summit and Freeride	<b>860202519</b>
	<ul style="list-style-type: none"> <li>Increases impact protection for the brake reservoir.</li> <li>Window to see fluid level.</li> <li>Cast aluminum construction.</li> <li>Detailed technical finish.</li> </ul>	
<b>DEEP SNOW PERFORMANCE GRIPS</b> 	Fits with Performance Small Diameter Handlebar	<b>860202096</b>
	<ul style="list-style-type: none"> <li>Aggressive pattern for extra grip.</li> <li>20 mm (0.79 in) inner diameter grip.</li> </ul>	

\*While supplies last.

## TRAIL PERFORMANCE GRIPS

REV Gen5, Neo, REV Gen4, XM, XS, XU

860201802



- Aggressive pattern for extra grip.
- 22 mm (0.87 in) inner diameter grip.
- Doesn't fit on Performance Small Diameter Handlebar [860201974].

# MIRRORS

## PIVOTING MIRROR KIT FOR HANDGUARDS

Vehicles with Transparent Handguards or Flexible Handguards

860200893



- Perfectly integrated design and style.
- Mirrors fold away when not in use for easy storage or when covering vehicle.
- Sold in pairs.

## WINDSHIELD-MOUNT MIRRORS

REV Gen5, Neo, REV Gen4 with medium and higher windshields

860201285



- Mirror shape creates an integrated look.
- Mounts on medium and higher windshield side deflectors and can be adjusted for 1-up or 2-up riding.
- Mirrors can fold away when not in use for easy storage or when covering vehicle.

## WINDSHIELD-MOUNT MIRRORS

REV-XU, XR (with extra high one-piece windshield)

517305787



- 3" (7.6 cm) round reflector with adjustable angle.

## MIRROR KIT

REV-XM, XS, XP, XR, XU (with medium and higher windshield side deflectors)

860200694



- Windshield extension mount design.
- Sold in pairs.

## MIRROR KIT

REV-XM, XS (except 1200)

860200607



- Side panels mount design.
- Sold in pairs.
- Premarked side panels make installation easier.

## MIRROR KIT

REV-XP, XR, XU Tundra

860200693\*



- Side panels body mount design.
- Sold in pairs.

\*While supplies last.

# ADJUSTABLE RISERS & EXTENSION KITS

## // ADJUSTABLE RISERS

- Instantly modify your handlebar height to adapt to changing riding conditions.
- Utilize the lower position for trail/sit-down riding: extend to maximum height in seconds for stand-up riding.
- No tools required to make the adjustment, just flip the lever.
- Patent pending US20150360713A1.
- Work with all stock cable except MXZ/Renegade/Backcountry 2017–2018.



## // EXTENSION KIT

- Handlebar Extension Kit to fit all riding styles.

### ADJUSTABLE RISERS

MODELS	PACKAGES	ENGINES	860201834	860201549	860201276	
			[125-165 mm]	[150-210 mm]	[175-235 mm]	
<b>SUMMIT</b>	[X, SP and Edge] with 165 mm riser [2018 and up]	600R, 850 ETEC	860201880		512061066	
	[X and SP] with 190 mm riser [2017]	600R, 850 ETEC	860201880			
	[X package EXPERT] with 120 mm riser	600R, 850 ETEC		512061224	512061066	
<b>SUMMIT NEO</b>	Premium and Base with 120 mm riser	600 EFI				
<b>FREERIDE</b>	137-146" with 145 mm riser [2020 and prior]	600R, 850 ETEC	860201880		512061066	
	146-154-165" with 165 mm riser	600R, 850 ETEC	860201880		512061066	
<b>EXPEDITION</b>	(SE) with 120 mm <i>Forward Adjustable riser</i>	600R, 850 ETEC		512061224	512061066	
		600 ACE, 900 ACE, 900T, 900T D				
		900 Turbo R				
	(Sport, LE, Xtreme, SWT) with 145 mm riser	600 EFI				
		600R, 850 ETEC	860201880		512061066	
		600 ACE, 900 ACE, 900T, 900T D				
		900 Turbo R				
<b>SKANDIC</b>	(WT, SWT and Sport) with 145 mm riser	600 EFI				
		600R, 850 ETEC	860201880		512061066	
		600 ACE, 900 ACE, 900T, 900T D				
<b>TUNDRA</b>	(LT and Sport) with 145 mm riser	600 EFI				
		600 ACE, 900 ACE, 900T, 900T D				
<b>BACKCOUNTRY</b>	[Backcountry, X, X-RS, Sport] with 120 mm riser	600R, 850 ETEC	860201880*	512061224	512061066	
<b>RENEGADE</b>	(Adrenaline, Enduro and Sport) with 120 mm riser	600 EFI				
		600R, 850 ETEC	860201880*	512061224	512061066	
		600 ACE, 900 ACE, 900T, 900T D				
		900 Turbo R				
	[X and X-RS] 137" with 120 mm <i>Forward Adjustable riser</i>	600R, 850 ETEC	860201880*	512061224	512061066	
<b>MXZ</b>	(TNT and Blizzard) with 120 mm riser [2020 and prior]	600R, 850 ETEC	860201880*	512061224	512061066	
		600R, 850 ETEC	860201880*	512061224	512061066	
		600R, 850 ETEC		512061224	512061066	
		600R, 850 ETEC				
<b>MXZ NEO</b>	Premium and Base with 120 mm riser	600 EFI				
<b>GRAND TOURING</b>	(Sport) with 120 mm riser	600 ACE, 900 ACE, 900T, 900T D				
		600R, 850 ETEC		512061224	512061066	
	(Limited) with 120 mm <i>Forward Adjustable riser</i>	600 ACE, 900 ACE, 900T, 900T D				
		600 ACE, 900 ACE, 900T, 900T D				
	(LE) with 120 mm <i>Forward Adjustable riser</i>	900 Turbo R				

Stock on vehicle.

No further requirement.

Must order indicated cable.

No fit, no adequate cable available.

\* Only for 2017 and 2018.



[illegible]

## ADJUSTABLE RISERS &amp; EXTENSION KITS

ADJUSTABLE RISER FOR STRAIGHT  
HANDLEBAR (REV-XS, XM, XP)

MXZ and Renegade with 4.5" (115 mm) or 5.1" (130 mm) stock riser 2013 and up<sup>†</sup>

Summit SP, REV-XU Skandic—vehicles with 8" (205 mm) riser block<sup>††</sup>

**860201116** • Black / Aluminum

**860200972** • Black / Aluminum

- <sup>†</sup>Adjustable length: 4.7" to 6.3" (120 mm to 160 mm) high.
- <sup>†</sup>Requires steering pad [506152541] for MXZ, Renegade X-RS and Grand Touring XS.
- <sup>††</sup>Adjustable length: 7.3" to 9.8" (185 mm to 250 mm) high.

ADJUSTABLE RISER FOR TAPERED  
HANDLEBAR (REV-XS, XM, XP)

*[Not illustrated]*

Summit X, Freeride, Expedition XU—vehicles with 5.1" (130 mm) riser block

**860200973** • Black / Aluminum

- Works with all stock cables and wiring.
- For REV-XP platform; requires Steering Pad [506152717] (not included).
- Adjustable length: 4.5" to 6.9" (115 mm to 175 mm) high.
- Brake line [507032535] required for Freeride 2011 only. To be ordered separately.

EXTENSION KIT FOR STRAIGHT  
HANDLEBAR

REV-XS [except Grand Touring and Expedition], XR, XP, XU Tundra

REV-XS Renegade Backcountry (2011 and up) with 6.3" (160 mm) riser block

REV-XM Summit SP, REV-XU Skandic and Tundra—vehicles with 8" (205 mm) riser block

**860200820** • 6.3" (160 mm)

**860200821** • 8" (205 mm)

**860200822** • 9.8" (250 mm)

- Handlebar Extension Kit to fit all riding styles.
- Works with all stock wiring and cables.

# LED LIGHTS

## NEW AUXILIARY LED LIGHT



REV Gen5 (Deep Snow), Summit Neo, REV Gen4 Summit and Freeride

860202429

- Riser mounted adjustable auxiliary light for deep snow sleds.
- Provides 1375 extra lumens of light.
- Weighs 540 grams.
- Flips up when needed and folds down out of the way when not in use to avoid damage.
- Integrated switch automatically shuts light off when folded down.
- Operates with the high beam switch.
- Compatible with only ultra-low windshield on REV Gen4.
- Compatible with Tall and Short Riser.
- Required Harness (515179306) on REV Gen4 Summit and Freeride and Summit Neo.
- Not compatible with glovebox extensions 860202072 and 860201249 on REV Gen 4.
- Not compatible with glovebox extension 860202501 on REV Gen 5.

## NEW AUXILIARY LED LIGHT HARNESS

(Not illustrated)

Summit Neo, REV Gen4 (Summit and Freeride)

515179306

- Required for Auxiliary LED Light 860202429 use on REV GEN4 Summit and Freeride.

## NEW AUXILIARY LED WIDE LIGHT



REV Gen5 (Trail)

860202428

- Integrated design for factory look.
- LED lights add 2,000 additional lumens in an intense, super-wide foglight-type pattern.
- Covers the dark zone directly in front of the vehicle and to the sides.
- Easy to install with a simple plug-and-play hook-up.

## NEW AUXILIARY HI BEAM



REV Gen5 (Trail)

860202430

- LED lamps add 2,752 additional lumens of Hi-Beam light wider and lower than the stock Hi-Beam.
- Easily to install in the nose with a simple plug-and-play hook-up.
- Operates with in tandem with the stock Hi-Beam Switch.

## AUXILIARY LED LIGHT



REV-XM, XS (except Expedition Sport)

860201235\*

- 10 LED lamps provide more than 2,100 additional lumens in an intense, super-wide foglight-type pattern.
- Three-position OFF-ON-HI switch gives you the option of riding with these lights off, always on or only when switching to your high beams.
- Say goodbye to sacrificing close range lighting when switching to high beams.
- Easily installs below stock headlight with a simple plug-and-play hook-up.

## AUXILIARY LED LIGHT



REV Gen4 (Wide)

860201650\*

Neo, REV Gen4 (Narrow)

860201818

- 8 LEDs provide more than 2,500 additional lumens for an intense super-wide foglight-type pattern.
- Say goodbye to sacrificing close range lighting when switching to high beams.
- Easily installs on hood with a simple plug-and-play hook-up.

- Dynamic scoop design integrates perfectly with REV Gen4 platform.
- Not compatible with One-Piece Lightweight Hood.

*\*Auxiliary Light Bracket Kit (860202315) required for installation on 2-stroke models with air radiator.*

## HIGH BEAM AUXILIARY LED LIGHTS



Neo, REV Gen4

860201651

- Increases considerably the stock high beam output.
- Light covers more distance for great night visibility.
- Works with existing Auxiliary LED Lights (860201818, 860201650).
- Not compatible with One-Piece Lightweight Hood.

## LED LIGHTS

## SIGNATURE LED LIGHTS FOR HANDGUARDS

REV Gen5, Neo, REV Gen4, with Transparent or Flexible Handguards

860201587



- Delivers a unique look at night.
- Replaces stock handguard cap with LED light.
- Includes wiring harness.
- Sold in pairs.

## FRONT BUMPER LED WORKING LIGHTS

REV Gen4 (Wide) except Tundra and Skandic

860201771



- Adjustable work lights.
- Perfect for low light tasks.
- Point the light where you need it.
- Used with Full Wrap-Around Bumpers (860201676, 860201822, 860202027).
- Sold in pairs with toggle switch.
- Not compatible with Full Wrap-Around Front Bumpers (860201982, 860201983, 860201984).

## LinQ WORKING LIGHT

Neo, REV Gen4

860201849



- Convenient LinQ mount with swivel allows you to adjust as needed.
- Ultra-bright 1,000 lumens output.
- Works when at idle.
- Requires 12V outlet (860201888) for REV Gen4 (Wide) 20" and 24" and 12V outlet (860202069) for Neo and REV Gen4 (Narrow) 16".

## BUMPERS, HITCHES &amp; WINCHES

## BUMPERS

## NEW ADVENTURE FRONT PLATE

REV Gen5, Neo, REV Gen4 (except Skandic and Tundra)

860202563 • Manta Green  
860202328 • Black860202411 • Neo Yellow  
860202410 • Spartan Red

- Between a bumper and a skid plate.
- Made of stacked lightweight aluminum plates.
- Adds a visual impact and extra protection.
- Requires XC Cast or Heavy-Duty Front Bumper.
- Required for Full Wrap-Around Front Bumpers installation.

## NEW XC CAST FRONT BUMPER

REV Gen5, Neo, REV Gen4 (except Skandic and Tundra)

860202327



- Add extra protection and attitude with this bumper.
- Lightweight cast aluminum heat treated construction.
- Works with or without the Adventure Front Plate.
- Works with all skid plates.








## ADVENTURE FRONT BUMPER

REV Gen4 (Narrow)

860201511 • Black / White\*  
860201474 • White / Black\*  
860201599 • Green / Black\*  
860201681 • Black / Black\*860201898 • Lava Red / Black\*  
860201897 • Octane Blue / Black\*  
860202135 • Yellow / Black\*

- Made of stacked lightweight aluminum plates.
- Makes a visual impact and provides added protection.
- Not compatible on vehicle equipped with SAS suspension.



FRONT BUMPER	Neo, REV Gen4 (Narrow)	860201445 • White* 502007460 • Black
	<ul style="list-style-type: none"> <li>• Easy-install bumper changes the appearance of your sled in minutes.</li> </ul>	
FRONT BUMPER	REV-XM, XS	<div>860201175 • Sunburst Yellow</div> <div>860201168 • Orange Crush</div> <div>860201167 • Black</div> <div>860201172 • Fusion Red*</div> <div>860201173 • Manta Green</div>
	<ul style="list-style-type: none"> <li>• Easy-install bumper changes the appearance of your sled in minutes.</li> </ul>	
XC FRONT BUMPER	REV-XM, XS	<div>860201318 • Black</div> <div>860201099 • Aluminum</div>
	<ul style="list-style-type: none"> <li>• The ultimate front protection for your sled, providing additional front and lateral protection.</li> <li>• Large center grab area for additional leverage.</li> <li>• Heavy-duty performance with lightweight aluminum construction.</li> </ul>	
FULL WRAP-AROUND FRONT BUMPER	<div>REV Gen4 (Wide) 24" Skandic</div> <div>REV Gen4 (Wide) 16" Tundra</div> <div>REV Gen4 (Wide) 20" Skandic</div>	<div>860201984</div> <div>860201982*</div> <div>860201983**</div>
	<ul style="list-style-type: none"> <li>• Modular full wrap-around front bumper system.</li> <li>• Tubular steel construction for strength on mid section.</li> <li>• Protects side panels while still allowing access to them.</li> </ul>	
SIDE PANEL PROTECTORS	REV Gen4 (Wide) Tundra, 20" Skandic	860202199
	<ul style="list-style-type: none"> <li>• Use with Full Wrap-Around Front Bumper (860201982 or 860201983).</li> <li>• Strong steel construction.</li> <li>• Protects side panels and hood.</li> </ul>	
FULL WRAP-AROUND FRONT BUMPER	<div>REV Gen4 (Wide) 24" Expedition</div> <div>REV Gen4 (Wide) 20" Expedition</div> <div>REV Gen4 (Wide) 16"</div>	<div>860202027*</div> <div>860201822</div> <div>860201676**</div>
	<ul style="list-style-type: none"> <li>• Modular full wrap-around front bumper system.</li> <li>• Lightweight tubular steel construction for strength on mid section.</li> <li>• Protects front and side panels while still allowing access to them.</li> </ul>	
SIDE PANEL PROTECTORS	REV Gen4 (Wide) 16", REV Gen4 Expedition 20"	860201677
	<ul style="list-style-type: none"> <li>• Attaches to Full Wrap-Around Front Bumper (860201822 and 860201676).</li> <li>• Lightweight aluminum construction.</li> <li>• Provides protection to side panels and hood.</li> <li>• Swings out-of-the-way for easy access.</li> <li>• Rugged look.</li> </ul>	

\*While supplies last.

## BUMPERS

## LIGHTWEIGHT Y-SHAPED ALUMINUM BUMPER



REV Gen4 (Wide) [except Skandic and Tundra]

860201881\*

- Aluminum construction.
- Offers great protection from frontal impacts by rocks, trees and other debris.
- Required for the installation of Full Wrap-Around Front Bumpers (860201822, 860201676 and 860202027).

## HEAVY-DUTY FRONT BUMPER



REV Gen4 (Wide) [except Skandic and Tundra]

860201819

REV Gen4 (Wide) Tundra and Skandic

860202198

- Reinforced lightweight aluminum construction.
- Required for the installation of Full Wrap-Around Front Bumpers (860201676, 860201822 and 860202027).
- Standard on REV Gen4 (Wide) Renegade Enduro, Expedition LE and Expedition SE.

## 1 1/4" TRAILMAKER FRONT BUMPER RECEIVER



REV Gen4 (Wide) 20" and 24" [except Skandic]

860201825

- Receiver for use with Full Wrap-Around Front Bumper (860201822 and 860202027).
- Allows use of 1 1/4" draw bar on front of sled.

## HEAVY-DUTY FRONT BUMPER WITH 2" RECEIVER



REV-XU Skandic

860200987

- Increases front protection.
- Integrated 2" Multi-Mount Receiver.
- Works with 2" Multi-Mount Drawbar (860201117) and Multi-Mount Winch (860200992).
- Note: Not compatible with Prefilter Grille Kit (860201152).

## EXTRA FRONT BUMPER



REV-XU Expedition

860200350

- Heavy-duty front bumper.

## FULL WRAP-AROUND FRONT BUMPER



REV-XU Tundra

860200572\*

- Full 1.25" (3.8 cm) diameter heavy-duty steel wrap-around model.
- Delivers added protection to front of sled and side panels.
- Attaches to existing bumper and footrests.

## EXTRA FRONT BUMPER



REV-XU Skandic








860200561

- Heavy-duty front bumper.

<b>NEW ADVENTURE REAR BUMPER</b>	Neo – 120"	<b>860202224</b> • Neo Yellow/Black
	<ul style="list-style-type: none"> <li>• Stunning style that matches the Adventure Front Plate.</li> <li>• Constructed with a combination of lightweight extruded and heat treated cast aluminum for strength – like the XC Cast Bumper.</li> </ul>	
<b>NEW ADVENTURE REAR BUMPER 16"</b>	REV Gen5, REV Gen4 – 129"	<b>860202412</b> • Black / Black <b>860202396</b> • Neo Yellow <b>860202540</b> • Spartan Red
	<ul style="list-style-type: none"> <li>• Stunning style that matches the Adventure Front Plate.</li> <li>• Constructed with a combination of lightweight extruded and heat treated cast aluminum for strength – like the XC Cast Bumper.</li> </ul>	
<b>NEW ADVENTURE REAR BUMPER 16"</b>	REV Gen5, REV Gen4 – 137" and 146" with short tunnel	<b>860202397</b> • Black / Black <b>860202398</b> • Neo Yellow <b>860202539</b> • Spartan Red
	<ul style="list-style-type: none"> <li>• Stunning style that matches the Adventure Front Plate.</li> <li>• Constructed with a combination of lightweight extruded and heat treated cast aluminum for strength – like the XC Cast Bumper.</li> <li>• Compatible with LinQ Snowboard/Ski.</li> </ul>	<ul style="list-style-type: none"> <li>• Available in all tunnels lengths and multiple colors.</li> </ul>
<b>NEW ADVENTURE REAR BUMPER 16"</b>	REV Gen5, Neo, REV Gen 4 – 146" and 154" with short tunnel	<b>860202400</b> • Black / Black <b>860202560</b> • Manta Green <b>860202401</b> • Neo Yellow <b>860202543</b> • Spartan Red
	<ul style="list-style-type: none"> <li>• Stunning style that matches the Adventure Front Plate.</li> <li>• Constructed with a combination of lightweight extruded and heat treated cast aluminum for strength – like the XC Cast Bumper.</li> <li>• Compatible with LinQ Snowboard/Ski.</li> </ul>	<ul style="list-style-type: none"> <li>• Available in all tunnels lengths and multiple colors.</li> </ul>
<b>NEW ADVENTURE REAR BUMPER 16"</b>	REV Gen5, REV Gen4 – 154" and 165" with short tunnel	<b>860202340</b> • Black / Black <b>860202561</b> • Manta Green <b>860202402</b> • Neo Yellow <b>860202542</b> • Spartan Red
	<ul style="list-style-type: none"> <li>• Stunning style that matches the Adventure Front Plate.</li> <li>• Constructed with a combination of lightweight extruded and heat treated cast aluminum for strength – like the XC Cast Bumper.</li> <li>• Compatible with LinQ Snowboard/Ski.</li> </ul>	<ul style="list-style-type: none"> <li>• Available in all tunnels lengths and multiple colors.</li> </ul>
<b>NEW ADVENTURE REAR BUMPER 16"</b>	REV Gen5, REV Gen4 – 165" and 176" with short tunnel	<b>860202403</b> • Black / Black <b>860202562</b> • Manta Green <b>860202404</b> • Neo Yellow <b>860202541</b> • Spartan Red
	<ul style="list-style-type: none"> <li>• Stunning style that matches the Adventure Front Plate.</li> <li>• Constructed with a combination of lightweight extruded and heat treated cast aluminum for strength – like the XC Cast Bumper.</li> <li>• Compatible with LinQ Snowboard/Ski.</li> </ul>	<ul style="list-style-type: none"> <li>• Available in all tunnels lengths and multiple colors.</li> </ul>
<b>ADVENTURE REAR BUMPER 16"</b>	REV Gen4 – 129"	<b>860202317</b> • Black / Black*
	<ul style="list-style-type: none"> <li>• Matches the Adventure front bumper.</li> <li>• Stunning style and construction.</li> <li>• Made of lightweight stacked aluminum plates.</li> </ul>	
<b>ADVENTURE REAR BUMPER 16"</b>	REV Gen4 137" (except Renegade Enduro and Renegade Sport)	<b>860201478</b> • White / Black* <b>860201597</b> • Green / Black*
	<ul style="list-style-type: none"> <li>• Matches the Adventure front bumper.</li> <li>• Stunning style and construction.</li> <li>• Made of lightweight stacked aluminum plates.</li> <li>• Doesn't fit REV Gen4 146" short tunnel.</li> </ul>	

\*While supplies last.

## BUMPERS

ADVENTURE REAR BUMPER 16"		REV Gen4 137" regular tunnel and 146" short tunnel	860202149 • Black / Black*	
		<ul style="list-style-type: none"><li>• Matches the Adventure front bumper.</li><li>• Stunning style and construction.</li><li>• Made of lightweight stacked aluminum plates.</li></ul>		
ADVENTURE REAR BUMPER 16"		REV Gen4 146" and 154" with short tunnel	860202150 • Black / Black	860202157 • Black / Lava Red*
		<ul style="list-style-type: none"><li>• Matches the Adventure front bumper.</li><li>• Stunning style and construction.</li><li>• Made of lightweight stacked aluminum plates.</li></ul>		
ADVENTURE REAR BUMPER 16"		REV Gen4 154" and 165" with short tunnel	860202151 • Black / Black	860202159 • Black / Lava Red* 860202158 • Octane Blue / Black*
		<ul style="list-style-type: none"><li>• Matches the Adventure front bumper.</li><li>• Stunning style and construction.</li><li>• Made of lightweight stacked aluminum plates.</li></ul>		
ADVENTURE REAR BUMPER 16"		REV Gen4 165" and 175" with short tunnel	860202152 • Black / Black	860202161 • Black / Lava Red*
		<ul style="list-style-type: none"><li>• Matches the Adventure front bumper.</li><li>• Stunning style and construction.</li><li>• Made of lightweight stacked aluminum plates.</li></ul>		
HEAVY-DUTY REAR BUMPER		REV Gen5, Neo, REV Gen4 16"–146" REV Gen5, REV Gen4 16"–154" REV Gen5, REV Gen4 16"–165" REV Gen5, REV Gen4 16"–175"	860201610 • Black 860201726 • Black 860201727 • Black 860201467 • Black*	
		<ul style="list-style-type: none"><li>• Premium finish heavy-duty aluminum bumper for REV Gen4 platform.</li><li>• Does not detract from deep snow performance.</li><li>• Cannot be used on vehicles with short tunnel.</li></ul>		
REAR BUMPER		REV Gen5, REV Gen4 (Narrow) 129" REV Gen5, REV Gen4 (Narrow) 137" REV Gen5, Neo, REV Gen4 (Narrow) 146" REV Gen5, REV Gen4 (Narrow) 154" REV Gen5, REV Gen4 (Narrow) 165" REV Gen4 (Narrow) 175" REV Gen4 (Wide) – Tundra 137"	518328745 • Black 518328746 • Black 518329553 • Black 518328501 • Black 518328697 • Black 518328834 • Black 518330033 • Black	518329152 • White*
		<ul style="list-style-type: none"><li>• Easy-install bumper changes the appearance of your sled in minutes.</li><li>• Cannot be used on vehicles with short tunnel.</li></ul>		
REAR BUMPER		REV-XP, XR, XS (120" and 137")	518325481 • Black	
		<ul style="list-style-type: none"><li>• Easy-install bumper changes the appearance of your sled in minutes.</li></ul>		

\*While supplies last.



**XU HEAVY-DUTY REAR BUMPER**

XU Skandic SWT, XU Expedition SWT  
 XU Skandic WT, Expedition SE, LE, Xtreme 2019 and prior

**860201106** • Aluminum  
**860200991** • Aluminum\*



- Ready to accept 2" Receiver (860201062).
- Essential for modular towing options.
- Provides complete rear protection.
- Works hard during intense use.
- Features convenient hand-gripping area.

**HITCH REAR BUMPER**

REV Gen5, REV Gen4 16" – 129"  
 REV Gen5, REV Gen4 16" – 137"  
 REV Gen5, Neo, REV Gen4 16" – 146"  
 REV Gen5, REV Gen4 16" – 154"  
 REV Gen5, REV Gen4 16" – 165"  
 REV Gen4 16" – 175"

**860201433** • Black  
**860201471** • Black  
**860201612** • Black  
**860201250** • Black  
**860201424** • Black  
**860201472** • Black



- Required for hitch use.
- Easy attachment with no cutting or drilling.
- Can be used with the LinQ Snowboard/Ski Rack (860202191).
- Does not fit with vehicles with short tunnel.

**HITCH REAR BUMPER FOR SHORT TUNNEL**

REV Gen5 (Deep Snow) short tunnel 146"  
 REV Gen5 (Deep Snow), REV Gen4 short tunnel Summit Edge 154"  
 REV Gen5 (Deep Snow), REV Gen4 short tunnel Summit Edge 165"  
 REV Gen5 (Deep Snow), REV Gen4 short tunnel Summit Edge 175"  
 REV Gen4 short tunnel Summit and Freeride 146" (except Summit Edge)  
 REV Gen4 short tunnel Summit and Freeride 154" (except Summit Edge)  
 REV Gen4 short tunnel Summit and Freeride 165" (except Summit Edge)  
 REV Gen4 short tunnel Summit 175" (except Summit Edge)

**860202647**  
**860202646**  
**860202648**  
**860202649**  
**860202213**  
**860202214**  
**860202215**  
**860202216**



- Required for hitch use and towing.
- Easy mounting with no cutting.
- Also reinforces the tunnel.
- Can be used with the LinQ Snowboard/Ski Rack (860202191).

**HITCH REAR BUMPER**

REV-XP, XM – 146"  
 REV-XP, XM – 154"  
 REV-XP, XM – 163"  
 REV-XP, XM – 174"

**860200953** • Black  
**860200954** • Black  
**860200955** • Black  
**860201135** • Black



- Heavy-duty aluminum bumper for hitch applications.
- Easy attachment with no cutting or drilling.
- Doesn't fit Grand Touring SE, LE.

**HITCH REAR BUMPER**

REV-XS, XR, XP – 120" and 137"  
 REV-XS MXZ – 129"  
 REV-XS Renegade X-RS, XM Freeride, XU Tundra – 137"  
 REV-XS, XP, XR, XU Tundra – 120" and 137"

**860200952** • Black  
**860201306** • Black  
**860201307** • Black  
**860200803** • Black\*



- Heavy-duty aluminum bumper for hitch applications.
  - Easy attachment with no cutting or drilling.
  - Doesn't fit Grand Touring SE, LE.
- \*Does not fit on 137" Freeride.*

**HEAVY-DUTY HITCH REAR BUMPER**

REV Gen4 (Wide) 24"  
 REV Gen4 (Wide) 20"

**860201942**  
**860201795**



- Essential for modular towing options.
- Provides complete rear protection.
- Features convenient hand-gripping area.
- Adds towing capacity of 300 lb (136 kg), up to 1,500 lb (680 kg) total.
- 1 1/4" hitch receiver included.

## HITCHES

<b>1 1/4" FRONT RECEIVER</b> 	REV Gen4 (Wide) Skandic and Tundra	<b>860201991</b>
<ul style="list-style-type: none"> <li>Receiver for use with wrap-around front bumpers for LTS suspension models.</li> <li>Allows use of 1 1/4" draw bar on front of sled.</li> </ul>		
<b>C-TYPE HITCH</b> 	REV Gen5, Neo, REV Gen4 16", XP, XR, XS, XM, XU Tundra	<b>860201381</b>
<ul style="list-style-type: none"> <li>Heavy-duty C-type hitch works in conjunction with hitch rear bumper.</li> </ul>		
<b>TONGUE TYPE HITCH</b> 	REV Gen5, Neo, REV Gen4 16", XP, XR, XS, XM, XU Tundra	<b>860200902</b>
<ul style="list-style-type: none"> <li>Heavy-duty tongue type hitch works in conjunction with hitch rear bumper.</li> </ul>		
<b>HEAVY-DUTY TONGUE HITCH</b> 	REV Gen4 20" and 24", XU 20" and 24"	<b>860201023 • Grey</b>
<ul style="list-style-type: none"> <li>Cast stainless steel construction.</li> <li>Mounting pattern for Heavy-Duty Hitch Rear Bumpers and Multi-Mount Drawbars.</li> <li>Fits on Heavy-Duty Rear Bumper 20" and 24" (860201795, 860201942)</li> <li>Fits on Multi-Mount Drawbar.</li> </ul>		
<b>HITCH TONGUE</b> 		<b>511000521</b>
<ul style="list-style-type: none"> <li>Easily transforms the C-Type Hitch (860201381) into a tongue-type hitch.</li> </ul>		
<b>1 1/4" TRAILER HITCH</b> 	REV Gen4 Expedition Xtreme and Skandic Sport	<b>860202062</b>
<ul style="list-style-type: none"> <li>Allowing quick switching of towing hook-ups or winch use.</li> <li>Stock on REV Gen4 Expedition LE, SE.</li> </ul>		
<b>1 1/4" MULTI-MOUNT DRAWBAR WITH NEW HITCH PIN</b> 	Fits on 1 1/4" Trailer Hitch (860202062) and Front Receiver (860201991, 860201825)	<b>860201804</b>
<ul style="list-style-type: none"> <li>Allows quick installation and removal of different towing platforms.</li> <li>Use with tongue or J-Hook style hitches as needed.</li> </ul>		
<b>2" MULTI-MOUNT DRAWBAR</b> 	Fits on XU with Rear 2" Receiver (860201062) or Heavy-Duty Front Bumper (860200987)	<b>860201117</b>
<ul style="list-style-type: none"> <li>Allows quick installation and removal of different towing platforms.</li> <li>Compatible with J-Hitch (860201142) and Heavy-Duty Tongue Hitch (860201023).</li> </ul>		

**FRONT & REAR HITCH DRAWBAR**

Fits on XU Rear 2" Receiver (860201062) or Heavy-Duty Front Bumper (860200987)

**715000972**

- Fits 2" receiver hitch.
- Hitch ball not included.

**J-HITCH**

REV Gen4 20" and 24", XU 20" and 24"

**860201142**

- Fits on Heavy-Duty Rear Bumper 20" and 24" (860201795, 860201942).
- Fits on Multi-Mount Drawbar (860201804, 860201117).
- Spring-loaded latch system for quick, secure hook-up.

**2" RECEIVER FOR HEAVY-DUTY REAR BUMPER**

Fits on XU Heavy-Duty Rear Bumpers WT (860200991) or SWT (860201106)

**860201062**

- Easy installation.
- Standard 2" size for wide compatibility.
- Allows quick switching of towing hook-ups or winch use.
- Does not fit with stock tongue hitch 2016–2018.

**ACCESSORIES****HD 2500 WINCH**

REV Gen4 (Wide) 20" and 24"

**860202331**







- Ergonomic clutch handle.
- Rugged all-steel gears and bushings, provides more torque and longer life.
- Automatic 100% load-holding brake.
- Sealed solenoid for all weather protection.
- Weather-sealed handlebar mounted switch.
- Corded 10 ft. (3m) weather sealed hand-held remote.
- Pulling strength capability of 2,500 lb (1,134 kg).
- 50 ft. of 5/16" (15.2 mm of 4.8 mm) wire steel cable.
- Heavy-duty 4-way roller fairlead.
- EC compliant.
- Fits Heavy-Duty Hitch Rear Bumper (860201795) and 1 1/2" Trailer Hitch Receiver.

**HAWSE GUIDE****860201143**

- Replaces Roller Fairlead for longer cable life.
- For use with synthetic cable only.
- Replaces Roller Fairlead when Synthetic Cable (715004254) is installed.

# PROTECTION & REINFORCEMENT

## REV GEN5, NEO & REV GEN4

<div>NEW</div> SKID PLATE	REV Gen5 (Deep Snow)	860202417 • Black 860202418 • Yellow	860202603 • Catalyst Grey 860202423 • Manta Green
	<ul style="list-style-type: none"><li>Narrower than a Full Body, but wider than an Extreme skid plate in size – good blend of protection and agility.</li><li>Injection molded process provides perfect fit and easier installation with a clean look. Smooth surfaces also reduce drag.</li></ul>	<ul style="list-style-type: none"><li>4-mm thick high impact resistance polypropylene for durability.</li><li>Attachment kit included.</li><li>Chassis is premarked for easy installation.</li></ul>	
<div>NEW</div> FULL BODY SKID PLATE	REV Gen5 (Trail)	860202420 • Black 860202421 • Neo Yellow	
	<ul style="list-style-type: none"><li>Injection molded process delivers clean lines, a perfect fit and easier installation. Smooth surfaces reduce drag.</li><li>4 mm thick high impact resistance polypropylene for durability.</li></ul>	<ul style="list-style-type: none"><li>Attachment kit included.</li><li>Chassis is premarked for easy installation.</li></ul>	
FULL BODY SKID PLATE	Neo, REV Gen4 (Narrow)	<div>NEW</div> 860202604 • Neo Yellow 860201583 • Octane Blue 860201618 • Manta Green 860201227 • Black	860201441 • Sunburst Yellow 860201442 • Orange Crush 860201443 • White 860201809 • Lava Red
	<ul style="list-style-type: none"><li>Injection molded process delivers clean lines, a perfect fit and easier installation. Smooth surfaces reduce drag.</li><li>4 mm thick high impact resistance polypropylene for durability.</li></ul>	<ul style="list-style-type: none"><li>Attachment kit included.</li><li>Chassis is premarked for easy installation.</li></ul>	
FULL BODY SKID PLATE	REV Gen4 (Wide) 16" Tundra REV Gen4 (Wide) 20" REV Gen4 (Wide) 24"	860202044 • Black 860202045 • Black 860202046 • Black	
	<ul style="list-style-type: none"><li>3-part kit includes main center section and easily removable extensions under running boards that protect brake and chaincase.</li><li>Made of high molecular weight polyethylene.</li><li>Provides maximum underbelly protection.</li></ul>		
FULL BODY SKID PLATE	REV Gen4 (Wide) 16" and 20"	860202391 • Sunburst Yellow 860201847 • Lava Red 860201848 • Manta Green	860201653 • Black 860201810 • White
	<ul style="list-style-type: none"><li>Injection molded process provides smooth surface, better definition, a perfect fit and easier installation.</li><li>For assertive riders who demand the utmost protection.</li><li>Smooth bottom surface to reduce drag.</li><li>4 mm thick, high impact resistance polypropylene for durability.</li></ul>	<ul style="list-style-type: none"><li>Extra wide, covers vital primary clutch, chaincase and front heat exchanger components to provide maximum underbelly protection.</li><li>Attachment kit included.</li><li>Chassis is premarked for easy installation.</li><li>Except Expedition SWT, Skandic and Tundra</li></ul>	
FULL BODY SKID PLATE	REV Gen4 (Wide) 24" Expedition SWT	860202043 • Black	
	<ul style="list-style-type: none"><li>3-part kit includes main center section and easily removable extensions under running boards that protect brake and chaincase.</li><li>Made of high molecular weight polyethylene.</li><li>Provides maximum underbelly protection.</li></ul>		



**EXTREME SKID PLATE**

Neo, REV Gen4 (Narrow)

**860202392** • Orange Crush  
**860202178** • Lava Red**860201738** • Black  
**860202177** • Octane Blue

- Injection molded process provides smooth surface, better definition, a perfect fit and easier installation.
- For assertive riders who demand the utmost protection.
- Smooth bottom surface to reduce drag.

- 4-mm thick, high impact resistance polypropylene for durability.
- Attachment kit included.
- Chassis is premarked for easy installation.

**RACING SKID PLATE**

Neo, REV Gen4 (Narrow)

**860201579** • Black

- Injection molded process provides smooth surface, better definition, a perfect fit and easier installation.
- For assertive riders who demand the utmost protection.
- Smooth bottom surface to reduce drag.

- 4 mm thick, high impact resistance polypropylene for durability.
- Attachment kit included.
- Chassis is premarked for easy installation.

**TUNNEL RADIATOR PROTECTOR**


REV Gen5, REV Gen4 16"–137" (except short tunnel)  
 REV Gen5, Neo, REV Gen4 16"–146" (except short tunnel)  
 REV Gen5, REV Gen4 16"–154" (except short tunnel)  
 REV Gen5, REV Gen4 16"–165" (except short tunnel)

**860201830****860201831****860201832****860201833**

- Used on vehicles equipped with front tunnel protector to provide the additional protection required with studded tracks.
- Made of aluminum.

**REV-XM & REV-XS****EXTREME SKID PLATE**

REV-XM, XS

**860201145** • Manta Green\*  
**860201146** • Sunburst Yellow\*  
**860200606** • Black\***860200742** • Orange Crush\*  
**860201032** • Lava Red\*

- Injection molded process provides better definition, a perfect fit and easier installation.
- For assertive riders who demand the utmost protection.
- Smooth bottom surface to reduce drag.
- 4 mm thick, high impact resistance polypropylene for durability.

- Attachment kit included.
- Chassis is premarked for easy installation.
- Includes marking for 4-stroke oil change cut-out.

**FULL BODY SKID PLATE**

REV-XM, XS

**860200605** • Black\*  
**860200739** • Yellow\*  
**860200740** • Orange Crush\***860201035** • White

- Wide shape for full protection and maximum flotation.
- Injection molded process provides better definition, a perfect fit and easier installation.
- For assertive riders who demand the utmost protection.
- Smooth bottom surface to reduce drag.
- 4-mm thick, high impact resistance polypropylene for durability.

- Extra wide, covers vital primary clutch, chaincase and front heat exchanger components to provide maximum underbelly protection.
- Attachment kit included.
- Chassis is premarked for easy installation.
- Includes marking for 4-stroke oil change cut-out.

## EXTREME &amp; FULL BODY SKID PLATES

FULL BODY SKID PLATE	REV-XU Expedition SE, Xtreme, LE (2009-2019)	860200563
	<ul style="list-style-type: none"> <li>Provides additional underbelly protection in off-trail conditions.</li> <li>Made of high molecular weight polyethylene.</li> <li>Helps glide on snow and prevents snow from sticking to the frame.</li> </ul>	<ul style="list-style-type: none"> <li>Works with A-arm protectors.</li> <li>Standard on REV-XU Expedition SE (2009-2019).</li> </ul>
REAR SKID PLATE	REV-XU Expedition	860201361
	<ul style="list-style-type: none"> <li>Extra underbelly protection.</li> <li>Protects components such as brakes and gearbox from impacts.</li> <li>High molecular weight polyethylene.</li> </ul>	<ul style="list-style-type: none"> <li>Can be combined with Full Body Skid Plate [860200563] for maximum protection.</li> <li>REV-XU Expedition SWT not compatible with Rear Rack Extension [860200700].</li> </ul>
FULL BODY SKID PLATE	REV-XP	860200287*
	<ul style="list-style-type: none"> <li>High molecular weight polyethylene embossed with Ski-Doo logo.</li> <li>For assertive riders who demand the utmost protection.</li> <li>Attachment kit included.</li> <li>Chassis is premarked for easy installation.</li> </ul>	
FULL BODY SKID PLATE	REV-XU WT 2016 and up	860201342
	REV-XU SWT 2016 and up	860201343
	REV-XU Tundra	860200601
	<ul style="list-style-type: none"> <li>High molecular weight polyethylene.</li> <li>Provides maximum underbelly protection in off-trail conditions.</li> <li>Helps glide on snow and prevents snow from sticking to the frame.</li> </ul>	
FRAME UNDERBELLY BRACE KIT / S-MODULE REINFORCEMENT KIT	REV-XM, XS, XP, XR, XU Expedition	860200905*
	<ul style="list-style-type: none"> <li>S module reinforcement, standard on 600 RS racing sled.</li> <li>Compatible with Ski-Doo skid plates.</li> </ul>	
SKID PLATE FASTENER KIT <i>(Not illustrated)</i>	REV-XP, XR, XS, XM	860200808
	<ul style="list-style-type: none"> <li>Made to fit and hold your skid plate securely in place.</li> </ul>	

## REINFORCEMENT

## TUNNEL REINFORCEMENT

REV Gen4 Summit X with Expert package, Summit X and Freeride 154"–165" with tMotion Adjustable Limiter Strap [860201861]

**860201995**



- Additional strength and traction along the running board.
- Machined aluminum extrusions.
- Colors to add some style.
- Provides more support and boot traction for aggressive riders.
- Compatible with tMotion Adjustable Limiter [860201861].
- Does not fit with Remote Limiter Strap Adjuster [860201855 and 860201496].

## TUNNEL REINFORCEMENT

MXZ Neo, REV Gen4 MXZ and Renegade [except Renegade Backcountry, Backcountry X and X-RS and MXZ X-RS]

**860201584** • White\*  
**860201465** • Black



- Additional strength and traction along the running board.
- Machined aluminum extrusions.
- Colors to add some style.
- Provides more support and boot traction for aggressive riders.

## TUNNEL REINFORCEMENT

Summit Neo, REV Gen4 Summit SP, Backcountry, Backcountry X

**860201636** • Black  
**860201730** • Octane Blue




- Additional strength and traction along the running board.
- Machined aluminum extrusions.
- Colors to add some style.
- Provides more support and boot traction for aggressive riders.
- Not compatible with tMotion Adjustable Limiter [860201861].

## TUNNEL REINFORCEMENT

REV Gen4 Summit X [except with Expert package], Freeride 154"–165"

**860201638** • Black  
**860201783** • Lava Red\*  
**860201734** • Octane Blue\*



- Additional strength and traction along the running board.
- Machined aluminum extrusions.
- Colors to add some style.
- Provides more support and boot traction for aggressive riders.
- Not compatible with tMotion Adjustable Limiter [860201861].

## CHASSIS REINFORCEMENT KIT

REV-XS

**860200521** • Viper Red\*  
**860200813** • Aluminum\*  
**860200814** • Black\*  
**860200815** • Yellow\*



- Provides additional reinforcement to your tunnel along with improved grip.
- Easy installation.
- Except Renegade Backcountry and Backcountry X

## RAIL REINFORCEMENT

REV Gen4 146" to 165" with tMotion and cMotion rear suspensions

**860201005**



- Increases rail strength and longevity.

## RAIL REINFORCEMENT

REV Gen5, REV Gen4, XM, XP 146" and up with tMotion and cMotion rear suspensions

**860201464**



- Lightweight cast aluminum construction.
- Increases rail strength and longevity.
- Can replace stock stiffener on Freeride.

# TOE-HOLDS, FOOTRESTS & KNEE PADS

## TOE-HOLDS

<b>REWIND COVER</b>	Summit Neo, REV Gen4 (Narrow) Summit, Backcountry, Freeride	<b>860201463</b>
	<ul style="list-style-type: none"> <li>Covers rewind handle to let your knees slide smoothly.</li> <li>Allows installation of Knee Pads (860201917).</li> </ul>	
<b>ADJUSTABLE TOE-HOLDS</b>	REV Gen5 (Deep Snow), Summit Neo, REV Gen4 16" Summit, Freeride, Backcountry and Expedition 16"	<b>860201765</b>
	<ul style="list-style-type: none"> <li>Die-cast aluminum part.</li> <li>Allows user to adjust toe-hold position for different riding styles and control.</li> <li>Foldable for ease floorboard access.</li> <li>Adjustable 3" (7.6 cm) rearward and 1.5" (3.8 cm) upward.</li> <li>Forward/backward and top/down adjustments.</li> </ul>	
<b>ADJUSTABLE TOE-HOLDS</b>	MXZ Neo, REV Gen4 MXZ, Renegade and Grand Touring	<b>860201305*</b>
	<ul style="list-style-type: none"> <li>Adjustable solid toe-holds (non-folding).</li> <li>Provide 0.6" (1.5 cm) vertical and 1.6" (4 cm) horizontal adjustment range.</li> <li>Work with both size rubber shims and Lateral Footrests (860201402).</li> </ul>	
<b>FIXED TOE-HOLDS</b>	REV Gen5 (Deep Snow), Summit Neo, REV Gen4 Summit, Freeride and Backcountry	<b>860201510</b>
	<ul style="list-style-type: none"> <li>Fixed toe-holds for control and leverage when boondocking.</li> </ul>	
<b>SHIM KIT FOR TOE-HOLDS</b>	MXZ Neo, REV Gen4 (Narrow) MXZ and Renegade	<b>860201408</b>
	<ul style="list-style-type: none"> <li>Spacers in two heights (10 mm, 20 mm) let you determine how tight your boots fit the toe-holds.</li> </ul>	
<b>ADJUSTABLE TOE-HOLDS KIT</b>	REV-XP, XR, XS, XU Tundra, XM [except 600 ACE and 900 ACE]	<b>860200743 • Aluminum*</b>
	<ul style="list-style-type: none"> <li>Kit provides easy adjustment to the toe-holds to match your riding style.</li> </ul>	
<b>TUNNEL GRIP PLATES</b>	Fit all models (except Youth)	<b>860200164</b>
	<ul style="list-style-type: none"> <li>Lightweight plastic grip plates for extra side boot grip in rough riding conditions.</li> <li>Developed for the 600 Race sled.</li> <li>Sold in pairs with complete hardware.</li> </ul>	



## FOOTRESTS

### DRIVER FOOTREST

MXZ Neo, REV Gen4 MXZ, Renegade, Backcountry and Grand Touring

**860201932** • Black  
**860201613** • White  
**860201614** • Manta Green



- Customize the fit and function of your sled.
- Offers a natural angled platform for riders that push with their feet.
- Machined aluminum extrusions in different colors, add traction and style.
- Fits with Lateral Footplates (860201402).

### FRONT FOOTREST

REV-XS, XM

**860200906**



- A must for aggressive riders.
- Sloped plate provides a relaxed ankle position during long rides.

### LATERAL FOOTPLATES

Neo, REV Gen4 (except Renegade Enduro, Grand Touring Limited and Expedition SE)

**860201402**



- Cast aluminum outer support for riders that use their feet to push in corners, or desire a more locked feel.
- Does not fit with air suspension.
- Not compatible with models equipped with SAS (Smart-Shock Semi-Active Suspension).

### REAR FOOTREST

REV Gen5, REV Gen4 (Summit SP)

**860201504**



- Additional boot grip on rear tunnel.
- Integrated design, looks and functions great.

## KNEE PADS

### KNEE PADS

Neo, REV Gen4 without manual reverse

**860201917**



- Designed for a perfect fit on REV Gen4 (Narrow).
- Provide comfort, impact absorption and extra knee grip.
- Injection molded soft material.
- Easy install with peel-off adhesive.
- REV Gen4 (Narrow): Rewind Cover (860201463) required if pull start.

### SECOND STEP KNEE PADS

REV Gen4 (Wide) 16"

**860202063**



- Designed to add extra knee grip and absorbing impacts when leaning forward in aggressive cornering situations.
- Injection molded soft material.
- Easy install with peel-off adhesive.

### MANUAL REVERSE KNEE PADS

REV Gen4 (Wide) 16" with manual reverse

**860201916**




- Provides comfort, impact protection and extra grip.
- Injection molded soft material.
- Easy install with peel-off adhesive.

# SUSPENSION & FOX<sup>†</sup> SHOCK KITS

## SUSPENSION

### REMOTE COUPLER BLOCK ADJUSTER



REV Gen4 129" and 137" with rMotion rear suspension (2020 and prior), MXZ Sport, Renegade Sport, Grand Touring Sport (2021 & up)

**860201902\***

- Allows rider to attune ski-loading to current trail conditions.
- Quickly change coupler block position with a twist of the wrist.
- Go from uncoupled to your preferred coupled setting instantly.
- Coupled = less transfer, more weight on skis under acceleration.
- Uncoupled = more transfer, easier to lift skis under acceleration.
- Patent pending.

### TMOTION ADJUSTABLE LIMITER STRAP



REV Gen5 (Deep Snow)

**NEW 860202439**

REV Gen4 (Narrow) with tMotion and cMotion rear suspensions (except Freeride 146" 2020 and prior and Backcountry X-RS)

**860201861**

- Quickly change limiter strap length by flipping a lever, to attune ride and handling to snow conditions and terrain.
- Shortening keeps the front end lower and improves track approach angle.
- Lengthening increases transfer and lifts the front end higher.
- Adjustment is equivalent to 2 holes on a conventional strap (1.3"/34 mm).
- Slim, non-intrusive design.
- 2 initial settings to choose from: holes 3 to 5 or 2 to 4 (compared to conventional strap hole positions).
- US patent 9022156.

### TMOTION ADJUSTABLE LIMITER STRAP REPLACEMENT PARTS KIT *(Not illustrated)*

REV-XM

**860201426**

### **NEW** TMOTION RIGID ARM



REV Gen5 (Deep Snow)

**860202413**

- Convert a tMotion X to a fixed arm tMotion XT suspension.
- Fixed rear arm for technical riding in steep terrain.
- Improves sidehilling performance.
- More precise and predictable while sacrificing some ease and agility.

### FRONT SUSPENSION WIDENING KIT



REV Gen5 (Deep Snow), REV Gen4 Summit and Freeride with 36" RAS 3 front suspension

**860201588**

- Adjustable width 38.4"–40.1" (975–1,019 mm).
- Includes X package shock absorbers and springs.

### RAS X FRONT SUSPENSION UPGRADE KIT (WITHOUT SHOCKS)



REV Gen4 MXZ, Renegade and Grand Touring with RAS 3 front suspension

**860202187**

- Update your sled RAS 3 to the new RAS X configuration.
- Provides wider ski stance offering sure-footed cornering with improved bump performance.
- Kit includes new spindles and A-Arms and all necessary hardware.
- Compatible with Pilot X Skis.

### FRONT SUSPENSION KIT (36")



REV-XM, XS, XP

**860201153**

- To update your sled to the REV-XM Summit X with T3 package.
- Delivers the agility of the original S-36 handling package, plus the benefits of the RAS 2.
- Better straightline tracking on big bumps.
- Lighter weight.
- Great styling.
- HPG shocks.
- Ski stance adjustable from 35.7" (90 cm) to 37.4" (95 cm).

**FRONT SUSPENSION KIT (42" WITH SHOCKS)**

REV-XM, XS, XP without 42" front suspension

**860201353**

- To update your sled to the RAS 2 X package configuration.
- 42" (107 cm) RAS 2 front suspension kit.
- Updates sleds to latest REV-XS trail front end.
- Better straightline tracking on big bumps.
- Lighter weight.
- Great styling.
- HPG Plus R shocks with rebound adjustment.
- Includes spindle compatible with Pilot TS ski.

**NEW RETROFITTABLE SWAY BAR**

Neo

**860202206**

- Kit gives the rider the benefit of a sway bar stability trails.

**SWAY BAR QUICK-DISCONNECT LINK KIT**

Summit Neo, REV Gen4 Summit and Freeride, XM and XP Summit 2013 to 2020

**860200811**

REV-XP Summit 2012 and prior

**860200667\***

- Kit allows you to utilize the benefits of a sway bar on rough trails and quickly disconnect it for sidehilling.
- Sold individually.

**NEW REAR SUSPENSION COIL**

Neo

**860202457**

- Higher capacity springs for use with passengers or larger riders.

**NEW SHOCK UPGRADE KIT**

Neo Base

**860202210**

- Premium front shock upgrade for base Neo model.
- KYB 36mm high pressure gas shock absorber.
- Spring preload adjustment.
- Reverse mounting (body up) to minimize unsprung weight.

**KYB SHOCKS****KYB PERFORMANCE SHOCKS KIT**

REV Gen4 with RAS X suspension (except SAS)

**860202466**

- Race Edition KYB shock absorbers.
- Piggy Back 46 mm bodies with 16 mm shaft.
- Feature separate adjustments for high- and low-speed compression plus rebound damping.
- Kashima coated for friction-free performance and long life.
- Fits RAS X front suspension.



## FOX SHOCK KITS

### FRONT SHOCKS – LIGHTWEIGHT FLOAT 3 EVOL QS

REV Gen4 (Summit and Freeride)

860202277



- Two separate air chambers replace coil springs and offer multiple tuning options. The QS3 adjustments offer three positions for easy and quick compression and rebound adjustments.

- FEATURES:
  - Optimized lightweight shock design.
  - One piece, aluminum mounting hardware.
  - High-flow velocity-sensitive damping.
  - Internal groove position sensitive technology.
  - Fully rebuildable and re-tuneable.
  - Ski stance: 34" and 36".

### REAR TRACK SHOCKS – LIGHTWEIGHT FLOAT 3 QS3 (CENTER) / 1.5 ZERO QSR WITH LOCK-OUT (REAR)

REV Gen4 Summit and Freeride 146", 154", 165" with tMotion

860202278



- This FOX kit features the Lightweight Float 3 center and 1.5 Zero with lock-out rear shocks to help your sled get skinny. The center shock features QS3 three position adjustment for quick and easy compression and rebound adjustments. The rear features QS3 compression adjustment plus a lockout feature.

- FEATURES:
  - Optimized lightweight shock design
  - One piece, aluminum mounting hardware
  - High-flow velocity-sensitive damping
  - Internal groove position sensitive technology
  - Fully rebuildable and re-tuneable
  - Fits 146"–165" track lengths

### FRONT SHOCKS – LIGHTWEIGHT 1.5 ZERO QS3-R

REV Gen4 (Summit and Freeride, except Summit Expert)

860202275



- The newest version of FOX's renowned lightweight shocks and springs to fit deep snow sleds. They feature QS3 three position adjustment for quick and easy compression and rebound adjustments and fit S-36 front suspensions.

- FEATURES:
  - Optimized lightweight spring and shock design.
  - FOX ice scraper technology (FIST).
  - One piece, aluminum mounting hardware.
  - High-flow velocity-sensitive damping.
  - Internal groove position sensitive technology.
  - Fully rebuildable and re-tuneable.
  - Ski stance: 34" and 36".

### REAR TRACK SHOCKS – LIGHTWEIGHT 1.5 ZERO QS3-R (CENTER) / LIGHTWEIGHT 1.5 ZERO QSR WITH LOCKOUT (REAR)

REV Gen4 Summit and Freeride 146", 154", 165" with tMotion

860202276



- The newest version of FOX's renowned lightweight shocks to fit deep snow rear suspensions. The center shock features QS3 three position adjustment for quick and easy compression and rebound adjustments. The rear features QS3 compression adjustment plus a lockout feature.

- FEATURES:
  - Optimized lightweight spring and shock design.
  - FOX ice scraper technology (FIST).
  - One piece, aluminum mounting hardware.
  - High-flow velocity-sensitive damping.
  - Internal groove position sensitive technology.
  - Fully rebuildable and re-tuneable.
  - Fits 146"–165" track lengths.

## VENT KITS & PREFILTERS

### PREFILTER GRILLE KIT

Neo, REV Gen4 (Narrow)

860201224



- Reduces water and snow intrusion with a clean, integrated look.
- Easily removable bottom grille.
- Snap-in top grille.
- Airbox pop-off valve filter.

**AIRBOX POP-OFF VALVE FILTER KIT**

REV Gen4 850 E-TEC, 600R E-TEC, 600 EFI

**860201755\*****HEAVY-DUTY AIR INTAKE FILTERS**

Neo, REV Gen4

**860201399**

- Filters prevent water intrusion and snow buildup.
- Reinforced intake filters, preventing damage in heavy use.
- Replacement for stock filters.
- Not compatible with One-Piece Lightweight Hood

**PREFILTER GRILLE KIT**

REV-XM, XS

**860200610**

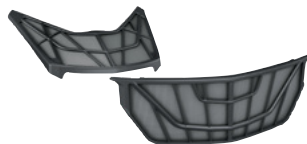
- Fully integrated overmolded prefilter snap-in grilles.
- Repels and prevents snow from entering bottom pan and hood openings.
- Kit includes easily removable bottom pan grille, lower pan cover plugs, hood grille, and air-box pop-off valve prefilter.

**REPLACEMENT FRONT PREFILTER**

REV-XM, XS

**517305029****PREFILTER GRILLE KIT**

REV-XU Expedition, Skandic

**860201152**

- Keeps snow and moisture out, lets air in.
- Plastic frame molded over mesh for strength.
- Installs easily.
- Totally integrated design.
- Kit includes filters for bottom pan and hood openings.
- Not compatible with Heavy-Duty Front Bumper with 2" Receiver (860200987).

**VENT KIT FOR SIDE PANELS**

REV-XM

**860200609**

- Fast air-evacuating overmolded prefilter vents.
- Easy do-it-yourself installation onto premarked production side panels.
- 1 3/4" holesaw required.
- Use in conjunction with your stock vehicle panels.
- For racing applications only.
- Kit includes vents for both side panels (24x).
- Foam with foil included.

**VENT KIT**

All models

**860200684**

- Assortment of replacement or additional vents (7x) with hardware.
- Can be installed on most body panels with relatively flat surface and 2.5 to 3.2 mm thickness.



# COOLING & LUBRICATION

## LinQ LIGHTWEIGHT SNOWFLAP EXTENSION

REV Gen5, REV Gen4 (with short tunnel)

860202393



- Removable snowflap extension that helps engine cooling in hardpack, low and icy snow conditions when installed.
- Stows on the tunnel when not in use.
- Installs on the stock lightweight snowflap of Summit and Freeride models with short tunnel.
- Compatible with stock and hitch bumpers.

## LinQ REMOVABLE SNOW FLAP

REV Gen5 and REV Gen4 Freeride and Summit 154" and longer  
Summit Neo, REV Gen4 146" Backcountry, Summit, Freeride: specific installation required, see instruction sheet for details

860201914



- Lets you play in the deep powder with no restriction.
- Retains cooling properties when installed.
- Stows on tunnel when not in use.
- Installs with stock snowflap.
- Does not fit with Hitch Rear Bumper.
- Does not fit short tunnel.

## SNOWFLAP

REV-XP, XR except GTX, Grand Touring, XU Expedition 2009 to 2019

860200106 • Black / Yellow  
860200467 • Black / Grey

- Customize your sled.
- Hardware included.

## TUNNEL ICE SCRATCHERS WITH REPLACEABLE TIPS

REV Gen 4 16" (129") and Grand Touring LTD  
REV Gen5 (Trail), REV Gen4 16" (137" and up) and Summit XM  
REV Gen4 20" and 24"

860202267\*

860202387

860202388



- Thoughtful design features replaceable carbide tips.
- Provides additional cooling in hard or icy snow conditions.
- Coil design allows reverse operation without damage.
- Easily stored below running board when not in use.
- Not compatible with models equipped with SAS (Smart-Shock Semi-Active Suspension).

\*Not compatible with 129" and 137" Sport models with SC-5M suspension.  
\*Bracket (860201503) required for MX2 129" with quick-adjusters.

## NEW ICE SCRATCHER

REV Gen5 (Trail), MX2 Neo, REV Gen4 (except Summit and Freeride)

860202330




- Provides additional cooling in hard and icy conditions.
- Double coil allows use in reverse without damage.
- Small and discreet, can be stored along the rail when not in use.

## ICE SCRATCHERS TIPS

Fits with all Ice Scratchers

860201446 • Delta shape



- Ice scratcher replaceable carbide tips.

## RAIL ICE SCRATCHERS

REV Gen5 (Deep Snow), Summit Neo, REV Gen4, XM, XP Summit and Freeride

860201728



- Provide additional lubrication in hard and icy conditions.
- Rail mounted, small, light.
- Design expands on coil concept to allow reversing without damage.
- Easily stored when not in use.

\*While supplies last.

**AIR RADIATOR KIT**

REV-XS 1200 4-TEC (2016 and up)  
 REV Gen4 (Wide) with 600 ACE, 900 ACE, 900 ACE Turbo and 900 ACE Turbo R  
 REV Gen4 (Wide) Expedition, Skandic and Tundra with 600 EFI

**860201401****860202038****860202144**

- Provides additional cooling in extreme conditions.
- Not compatible with Auxiliary LED Light (860201235).

# ELECTRICAL & ELECTRONICS

**ELECTRICAL****ENGINE HEATER KIT**

600 ACE, 900 ACE (2018 and prior)

**860201315**

- Improves starting in extreme cold temperatures.

**BLOCK HEATER KIT**

REV Gen4 (Wide) with 900 ACE Turbo and 900 ACE (2019 and up)

**860201671**

- Allow easy starts in the coldest of conditions.
- Easy installation.

**PRIMER KIT**

REV-XU Tundra

**860200416**

- Provides hassle-free starting in extreme cold temperatures.

**ELECTRIC STARTER KIT**

REV Gen5 (Deep Snow), Neo, REV Gen4 (Narrow)  
 REV-XP, XM, XS 600 E-TEC (2009 and up), 800R, 800R E-TEC  
 REV-XP with 500 SS, 600 Sport (2009 and up), XP Fan, XU Tundra

**860201282****860200627****860201085**

- Start your sled with the simple push of a button.
- Kit components may vary per model.

**REWIND STARTER KIT**

REV Gen5, REV Gen4 (with 7.8 in wide LCD color display)  
 600 HO E-TEC, 800R E-TEC engines [except REV-XU Expedition, WT, SWT]  
 REV Gen4 16" 600R E-TEC, 850 E-TEC and 600 EFI  
 REV Gen4 20" (Wide) 850 E-TEC, 600R E-TEC, 600 EFI

**NEW 860202533****860201053****860201410****860202123**

- Complete rewind kit for those wanting extra security.
- Rewind handle located behind panel. Instant handle access requires different side panel.

## ELECTRICAL

<b>USB POWER OUTLET KIT</b>	Neo, REV Gen4	<b>860201261*</b>
	<ul style="list-style-type: none"><li>• Provides clean, stable power to recharge your electronics while riding.</li><li>• Dual USB ports.</li><li>• Plug-and-play installation.</li><li>• Includes wiring harness.</li></ul>	<ul style="list-style-type: none"><li>• Not compatible with 7.8 in. wide LCD color display.</li></ul>
<b>12-VOLT POWER OUTLET KITS</b> <i>[Not illustrated]</i>	Neo, REV Gen4 REV-XP, XR, XU Tundra (except standard 2011-2012) REV-XM, XS	<b>860201423</b> <b>860200196</b> <b>860200632</b>
	<ul style="list-style-type: none"><li>• Power up all your electronics with these easy-to-mount 12V plugs.</li><li>• Install inside storage compartment.</li><li>• Wiring harness included.</li></ul>	
<b>NEW USB INTELLIGENT POWER OUTLET KIT</b>	REV Gen5, Neo, REV Gen4	<b>860202433</b>
	<ul style="list-style-type: none"><li>• Power all your electronics with this easy to mount USB plug.</li><li>• Provides 1 USB-A (QC3.0) and 1 USB-C (PD) plugs.</li><li>• Power rate : 36 watts.</li><li>• Intelligent USB charger for a quick charge when battery is low.</li><li>• Installs inside storage compartment.</li><li>• Includes wiring harness for installation on REV Gen5 models.</li></ul>	<ul style="list-style-type: none"><li>• Requires Harness extension for Cellphone Holder and USB plug 515178153 for installation on REV Gen4 models.</li><li>• Glovebox for one-piece lightweight hood (860202193 or 860202572) is necessary If installed on REV Gen4 lightweight hood models.</li><li>• Not compatible with 7.8 in. wide LCD color display for REV Gen 4.</li></ul> <p><i>QC : quick charge</i> <i>PD : power delivery</i></p>
<b>12-VOLT POWER OUTLET REPLACEMENT KIT</b>		<b>861507200</b>
	<ul style="list-style-type: none"><li>• Wiring harness is not included.</li></ul>	
<b>12-VOLT PLUG FOR LinQ MULTI-MOUNT PLATE</b>	REV Gen4 (Wide) 20" and 24" Neo, REV Gen4 16"	<b>860201888</b> <b>860202069</b>
	<ul style="list-style-type: none"><li>• Standard 12V outlet for the rear of the vehicle.</li><li>• Multi LinQ Plate Retrofit Kit (860202133) required for installation on Skandic Sport.</li></ul>	
<b>REAR 12-VOLT POWER OUTLET</b> <i>[Not illustrated]</i>	REV-XU Skandic and Expedition without E-TEC engine	<b>860200979*</b>
	<ul style="list-style-type: none"><li>• Mounts inside rear seat storage compartment.</li></ul>	<ul style="list-style-type: none"><li>• Wiring harness included.</li></ul>
<b>HEATED VISOR KIT</b> <i>[Not illustrated]</i>	Neo, REV Gen4 REV-XM, XS, XP, XR, XU Tundra	<b>860201283</b> <b>860201234</b>
	<ul style="list-style-type: none"><li>• Easy install plug-in for visor kit or heated bags.</li><li>• Wiring harness included.</li></ul>	
<b>HEATED PASSENGER VISOR KIT</b>		<b>860200882</b>
	<ul style="list-style-type: none"><li>• Enjoy fog-free riding with this visor kit option for your 1 + 1 Seat.</li><li>• To be used in conjunction with Heated 1 + 1 Grips with Guards (860200584).</li></ul>	

**1+1 SEAT ELECTRICAL VISOR/  
HEATED BOOTS WIRE HARNESS**

REV Gen5, Neo, REV Gen4

**860201981**

- Works in conjunction with the LinQ 1+1 Seat Heated Grips (860201840).
- Provides 2 extra connections: one connection for electric visor and one connection for heated boots.

**RCA ADAPTOR PLUG KIT****515176794**

- Y plug power splitter lets you connect 2 heating components or 1 heater and 1 electrical visor.

**ELECTRIC ACCESSORIES WIRING HARNESS***[Not illustrated]*

REV-XS, XM, XP, XR, XU Tundra [except Tundra Standard 2011–2012]

**860200817**

- Electrical kit required when combining multiple accessories.

**ELECTRONICS****E LinQ**

REV Gen5

**NEW 860202354**

Neo, REV Gen4 [except Summit, Freeride and 600 EFI]

**860201719****860202354****860201719**

- Combines both DESS cord and heated visor/accessory cord into one.
- Converts standard DESS cord into a powered cord.
- Easy and quick magnetic connection that self locates.
- Reduces chances of a broken connector.
- Increases freedom of movement with less cords.
- Works with any electric helmet and 12V heated visor.
- Maintains power connection 100% of the time.
- Supply power up to 3A.

**E LinQ RF DESS KEY**

REV Gen5

**515179017** *[Not illustrated]*

Neo, REV Gen4

**515178582**

- Sold as replacement part for the E LinQ vehicle connector.

**DESS CORD HOLDER**

REV Gen5, Neo, REV Gen4

**278003870**

- Hook currently sold with the E LinQ vehicle connector (860201719).
- Sold both as a replacement part for the E LinQ and as an add-on for any DESS cord from the last 10 years.
- Allows rider to attach DESS cap to the jacket and provides out-of-the-way convenience when not in use.

**PROGRAMMABLE RF D.E.S.S.™ KEY**

2015 and up vehicles with 600, 900 ACE, 900 ACE Turbo or 1200 engine

**860201162** • Green  
**515178286** • Black

- Digitally Encoded Security System (D.E.S.S.) key's ball-and-socket design provides the rider with quick and easy start every time.
- Anti-theft technology: the key communicates with the vehicle wirelessly so the vehicle starts only when the key code matches the vehicle, for ultimate peace of mind.
- Color options facilitate differentiation between the programmed keys.
- Programmable RF D.E.S.S.™ Key can also be programmed to limit the speed of the snowmobile and engine torque, enabling first-time users and less experienced operators to learn how to operate while gaining the necessary confidence and control.

*Speed limitation is available on:  
2015 and up 600, 900 ACE, 900 ACE Turbo models and on 2017 and up 1200 engine models.*

## ELECTRONICS


PROGRAMMABLE D.E.S.S.™ KEY		515178284
	<ul style="list-style-type: none"><li>• Anti-theft technology, Digitally Encoded Security System (D.E.S.S.) key easily snaps onto the vehicle and provides the rider with quick and easy start every time.</li><li>• The key communicates with the vehicle wirelessly so the vehicle starts only when the key code matches the vehicle, for ultimate peace of mind.</li></ul>	<ul style="list-style-type: none"><li>• The Programmable D.E.S.S. Key can also be programmed to limit the speed of the snowmobile and engine torque, enabling first-time users and less experienced operators to learn how to operate while gaining the necessary confidence and control.</li></ul> <p><i>Speed limitation is available on: 2014 900 Ace engines.</i></p>
GARMIN ZUMO <sup>†</sup> 590 GPS	REV Gen5, Neo, REV Gen4	860201263 • US only*
	<ul style="list-style-type: none"><li>• 5" (12.7 cm) sunlight readable, glove-friendly screen.</li><li>• Bluetooth<sup>®</sup> technology can pair with cell phones.</li><li>• Canadian topo maps included, trail maps can be downloaded.</li></ul>	<ul style="list-style-type: none"><li>• Cradle and harness included.</li><li>• Glovebox Extension/GPS Support (860201249) required for mounting.</li></ul>
GARMIN ZUMO <sup>†</sup> 590 GPS MOUNT SUPPORT KIT	REV Gen5, Neo, REV Gen4	860201262*
	<ul style="list-style-type: none"><li>• Mount for Garmin Zumo 590 GPS allows use on more than one vehicle.</li><li>• Plug-and-play wire harness.</li><li>• Included in Garmin Zumo 590 GPS (860201263 for US and 860201412 for CA).</li></ul>	
MONTANA GPS SUPPORT KIT <i>(Not illustrated)</i>	REV-XS, XM	860201029*
	<ul style="list-style-type: none"><li>• Mounting kit and hardware for Garmin Montana GPS.</li></ul>	<ul style="list-style-type: none"><li>• To be able to use GPS on more than one vehicle.</li></ul>
UNIVERSAL GPS SUPPORT KIT	REV-XR, XU	860201018*
	<ul style="list-style-type: none"><li>• Kit includes mount, wiring harness and all hardware.</li><li>• GPS sold separately.</li><li>• Requires Montana GPS and Support Kit (860201417).</li></ul>	
RH-5R RUGGED RADIO		860201966 • US only
	<ul style="list-style-type: none"><li>• Dual band (VHF/UHF) frequency operation.</li><li>• 5 watts of power.</li><li>• High capacity lithium-ion battery.</li><li>• FM radio.</li><li>• Emergency alarm function.</li></ul>	<ul style="list-style-type: none"><li>• Dual watch/dual reception.</li><li>• Backlit display illumination.</li><li>• Battery "save" function.</li><li>• Selectable scan mode.</li><li>• Includes waterproof speaker hand microphone.</li></ul>
AMBIENT AIR AND ENGINE TEMPERATURE MODULE		860201021* 860201362
	<ul style="list-style-type: none"><li>• 2015 and up for all platforms</li><li>• Neo, REV Gen4</li></ul> <ul style="list-style-type: none"><li>• Get both outside air and engine temps on your cluster.</li><li>• Fits both analog and digital multifunction gauge.</li><li>• Plug-and-play in vehicle harness.</li></ul>	<p><i>*Except fan-cooled engines and 2015 P-TEK.</i></p>



# TRAILERING & COVERS

## SUPERGLIDE II PRO

860201216




- No more ripping up the plywood on your trailer.
- Allows skis to glide with ease.
- Traction knobs incorporated for better traction.
- Exclusive venting, protects the deck of your trailer from moisture damage.

- Total length of 20' [6 m].
- Each box contains 8 pieces 8.5" x 29.5" [21.5 cm x 74.9 cm].
- Comes with 48 specially coated screws with grommets.

## SUPERGLIDE II WIDE

860201592



- Allows sled skis to glide with ease.
- Specifically designed traction knobs provide improved traction for your feet.
- Oval mounting channels and custom shoulder screws prevent warping by allowing for expansion and contraction that results from varying temperature.

- Exclusive venting, protects the deck of your trailer from moisture damage.
- Each box contains 8 pieces 13.5" x 29.5" [34.3 cm x 74.9 cm].
- Comes with 72 specially coated screws with grommets.
- Total length of 20' [6 m].

## SUPERGLIDE EDGE RAIL TRIM

860201217 • Aluminum



- To secure Superglides on ramps or decks leaving an encapsulated finished edge.

## SUPER TRACTION GRID

860201593



- Super Traction Grids' strategic grid pattern provides incredible grip and accommodates all snowmobile tracks, even with paddles or studs.
- Each box contains 4 pieces 8.25" x 30" [20.9 cm x 76.2 cm] and hardware.

## SUPERCLAMP II

860200950



- Innovative trailer tie-down system.
- Silicone rubber pads to protect your skis.
- Front and middle handles allow easy maneuverability.
- Padlock compatible, becomes a theft deterrent.

- Tension adjustment knob—fits all snowmobiles.
- Comes with screw-style deck hook.

## REAR SUPERCLAMP WITH SUPERTRAC

860201425



- Snowmobile tie-down system for rail.
- Silicone rubber pads to protect snowmobile suspension skid.
- Tension adjustment knob—fits all snowmobiles.
- 12" [30 cm] Supertrac kit included.
- Padlock compatible, becomes a theft deterrent.

## RAMP CROSSBAR PROTECTORS

- 2 pieces with 6 screws
- 10 pieces with 30 screws
- 24 pieces with 72 screws

860201672

860201673

860201674



- Enhance and protect your ramp investment.
- Designed to mount over 1" ramp crossbars on solid, double and tri-fold loading ramps.
- 2 pieces together helps prevent stud damage to loading ramps from snowmobile-studded tracks while adding traction

## TRAILERING &amp; COVERS

## SUPERTRAC KIT

860201413 • 12"  
860201414 • 24"  
860201415 • 48"



- Includes: 1 piece Supertrac, 1 Supertrac deck hook, 2 end caps and all mounting hardware.

## T-STYLE DECK HOOK

860200995



- For trailers with a channel in the floor.

## SUPERTRAC DECK HOOK

REV Gen5, Neo, REV Gen4 (Narrow)

860201416



- For Supertrac.
- Adjustable and removable hook.

## SCREW STYLE DECK HOOK

860200994



- Most common.
- Comes standard with front Superclamps.
- Screws into the existing hole where you would screw the old style bar and crank into or make your own holes.

## LIGHTWEIGHT PACKABLE COVER

Neo, REV Gen4

860202172



- Compact, lightweight and packable.
- Covers front lights, handlebar, cluster, glovebox and seat area.
- Fits all REV Gen4 from 16" to 24".

## TUNNEL COVER

REV Gen5, Neo, REV Gen4 (Narrow) and (Wide) 16" up to 146" length sleds

860201844



- Protects tunnel accessories (single stacked).
- Compatible with all covers (except Grand Touring Limited).
- Easy to install.
- Not compatible with LinQ Saddlebags (860200624).

# WHICH COVER BEST FITS YOUR SLED?

## EQUIVALENT CONFIGURATION AND POSSIBLE OPTIONS

### PLATFORMS AND STOCK MODELS

		1-UP SEAT	1.5 UP SEAT (SHORT 2-UP SEAT TUNDRA)	2-UP SEAT and 1 + 1 SEAT	BACKREST	1+1 PASSENGER RACK	PASSENGER HANDGRIPS	PASSENGER WIND DEFLECTORS	NO WINDSHIELD	ULTRA LOW WINDSHIELD (20 CM)	LOW WINDSHIELD (35 CM)	MEDIUM WINDSHIELD (43 CM)	HIGH WINDSHIELD (58.5 CM)	EXTRA HIGH WINDSHIELD	ULTRA HIGH WINDSHIELD (70 CM)	MIRRORS ON WINDSHIELD SIDE DEFLECTORS	HANDLEBAR AIR DEFLECTORS	MXZ HI-RISER KIT OR SUMMIT HI-RISER KIT	EXTRA FRONT BUMPER	LUGGAGE BOX	WRAP-AROUND BUMPER	CARGO BOX	SKU
<b>RIDE-ON-COVER SYSTEM WITH RAP-CLIP</b>																							
<b>REV GEN5 (DEEP SNOW)</b>	Summit (SP, Expert, EDGE, X) Freeride	•				•			•		•						•	•	•				860202550
<b>REV GEN5 (TRAIL)</b>	MXZ (blizzard, X-RS), Renegade (Adrenaline, X, X-RS), Renegade (Adrenaline, Sport, X, X-RS)	•	•			•			•	•	•						•	•	•				860202546
	With medium windshield accessory	•	•			•						•					•	•	•	•			860202548
	With 1+1 seat accessory			•	•	•	•	•				•	•		•	•	•	•	•	•			860202551
<b>REV GEN4 16" NEO</b>	Summit (Neo)	•				•			•	•	•						•	•	•				860201884
	Summit & Freeride with medium or high wind shield accessory	•				•						•	•				•	•	•	•			860201885
	MXZ (Sport, Blizzard, X-RS, NEO), Backcountry (Sport, Standard, X, X-RS)	•	•			•			•	•	•						•	•	•				860202546
<b>REV GEN4 16"</b>	Renegade (Enduro)	•	•			•						•					•	•	•	•			860202548
	MXZ, Renegade, Backcountry, with high or ultra high windshields accessory	•	•			•							•				•	•	•	•			860202552
	Expedition (Sport), Grand Touring (Sport)			•	•	•	•	•				•	•		•	•	•	•	•	•			860202551
	Grand Touring (Limited)			•	•		•	•				•	•		•	•	•	•	•	•	•		860201887
	1up with wrap around bumper	•				•						•	•		•	•	•	•	•	•	•		860202608
	2up with wrap around bumper			•	•	•	•	•				•	•		•	•	•	•	•	•	•	•	860202609
<b>REV GEN4 LTS 16"</b>	Tundra (LT & Sport)	•	•	•		•					•	•	•		•	•	•	•	•		•		860202173
<b>REV GEN4 20"</b>	Expedition (LE, SE)			•	•		•	•				•	•				•	•	•	•	•	•	860201972
	Expedition Xtreme	•							•	•	•	•					•	•	•	•	•	•	860201973
<b>REV GEN4 LTS 20" &amp; 24"</b>	Skandic (Sport)	•							•	•	•	•					•	•	•	•	•	•	860201973
<b>REV GEN4 24"</b>	Expedition (SWT)			•	•		•	•				•	•		•	•	•	•	•	•	•	•	860202200
<b>INTENSE RAP-CLIP COVER</b>																							
<b>YOUTH</b>	Youth 120, Youth 200	•							•	•							•						860202553
<b>REV-XM</b>	Summit SP	•								•	•		•		•	•	•	•					860201375
	Renegade Backcountry	•										•	•				•	•	•				860201374
	REV-XM with Medium-High Windshield	•										•	•				•	•	•				860201376
<b>REV-XS</b>	MXZ X, Renegade X	•							•	•							•	•	•				860201373
	MXZ (Sport, TNT, Blizzard), Renegade (Sport, Adrenaline, Enduro)	•										•	•				•	•	•				860201374
	REV-XS 1-Up with Ultra High Windshield	•												•	•	•	•	•	•				280000627
	REV-XS with 1+1 and Backrest			•	•		•	•				•	•				•	•	•				280000626
	Grand Touring LE			•	•		•	•				•	•	•									860201371
	Grand Touring SE			•	•		•	•				•	•	•						•			860201372
	Expedition Sport, Grand Touring Sport			•	•		•	•				•	•	•	•	•	•	•	•				280000630
<b>REV-XU</b>	Tundra (Sport, LT, Xtreme)	•	•							•	•	•			•	•	•	•					280000650
	Tundra with Extra High Windshield	•	•											•	•	•	•	•					280000673
	Expedition (LE, SE, SWT), Skandic (WT, SWT)			•	•		•	•						•	•	•							280000649
	Expedition Extreme	•								•	•						•	•					860201377
<b>NO RAP-CLIP, NO RIDE-ON-COVER SYSTEM</b>																							
<b>REV-XP</b>	Summit Sport	•								•	•						•	•					860201387
	MXZ Sport, Renegade Sport	•										•	•				•	•	•				860201388
	Expedition Sport			•	•		•	•				•	•				•						860201389

\*While supplies last.

# GARAGE & TRUCK SLED DECKS

## DELUXE TOOL KIT

860202029



- Casing fits perfectly in Seat Storage Box with or without battery (860202532).
- Features high-quality tools.

- Includes:
  - Stainless steel open end/ring end wrenches; 8-10mm, 10-13mm, 12-14mm, 15-17mm, 16-19mm.
  - 1/4 drive ratchet with 4" extension, hexagonal 8 - 10 - 13 - 16, Torx 25 - 30 - 40, Allen 4 - 6 - 8 and Philips #2.
  - Long nose vise-grip.
  - Spring hook tool.

## SLED SHOP WHEELS

860201805



- Non-slip rubber grips allow this steel 4-dolly system to move your sled easily throughout the garage.
- Works with both dual and single runner skis.
- 4-wheel dolly kit (kit includes 3 dollies with 4 wheels each).

## RATCHET TIE-DOWNS

715008309



- 400 lb (181 kg) safe working load.
- 1" x 10' (2.5 cm x 3 m) strap with Sea-Doo, Ski-Doo and Can-Am logos.
- Deluxe ratchet with rubber handle.

- Coated hooks.
- Pack of 2.

## HEAVY-DUTY RATCHET TIE-DOWNS

**715008308 • 12"**  
(300 mm) webbing included  
**715006227 • 18"**  
(460 mm) webbing included.



- 1,000 lb (454 kg) safe working load.
- 1.5 in. x 6 in. (38 mm x 1.8 m) strap with with Sea-Doo, Ski-Doo and Can-Am logos.
- Deluxe ratchet with rubber handle.
- Vinyl-coated hooks.

- Pack of 2.

## LOCKABLE VEHICLE FUEL CAP

860200387




- Lockable to protect your fuel.
- Meets latest EPA requirements.

## SKI-DOO 2" (5 CM) RUBBER HITCH CAP

520001498







# PARTS



## // PARTS

145 TRACTION & CONTROL

156 PROPULSION

158 ELECTRICAL

---

## SKI-DOO LIMITED WARRANTY\*

### // 1-YEAR ON GENUINE BRP PARTS

With Ski-Doo parts, you get the peace of mind of a FULL ONE-YEAR WARRANTY. And if they're installed by your authorized BRP dealer, labor is covered too. BRP-rebuilt components are a cost-effective solution.

Ski-Doo-rebuilt parts carry the same one-year warranty for major assemblies like short blocks, cylinders and crankshafts.

\*Purchased at an authorized BRP dealership/distributor or on a BRP-authorized online store. Other exclusions may apply, see complete limited warranty or contact your Ski-Doo authorized dealer. Unless otherwise stipulated or required by law. This limited warranty does not apply to factory installed accessories.





















# TRACTION & CONTROL

## SKIS

<b>RAPID ADJUST SKI STANCE</b>	Fits all Pilot 7.4 and Pilot X skis Fits all DS-1, DS-2, DS-3	<b>NEW 860202334</b> <b>860201619</b>
 <p>Wide ski stance      Narrow ski stance</p>	<ul style="list-style-type: none"> <li>• Quick tool-less design adjusts ski stance in seconds.</li> <li>• Go from on-trail stability to off-trail agility.</li> <li>• Allows for 2" of ski stance adjustment.</li> </ul>	<ul style="list-style-type: none"> <li>• Sold in pairs.</li> <li>• Needs Rubber Stopper Pads (505074748) to install on DS-1 and DS-2 skis (sold individually).</li> </ul>
<b>DEEP SNOW LIGHTWEIGHT SKI SPINDLE KIT</b>	REV Gen4 with 36" ski stance	<b>860201976</b>
	<ul style="list-style-type: none"> <li>• Improves front dynamics when sidehilling.</li> <li>• 400 g lighter than stock spindle.</li> <li>• Standard on Summit X with Expert package and Freeride 154"–165" 2020 and up.</li> </ul>	
<b>PILOT X CONVERSION KIT</b>	REV Gen4 MXZ, Renegade & Grand Touring	<b>860202310</b>
	<ul style="list-style-type: none"> <li>• Upgrades earlier models to the latest Pilot X skis.</li> <li>• Completes kit including 2 Pilot X ski assemblies with pre-installed handles, 2 carbides and all required hardware.</li> </ul>	
<b>PILOT TS CONVERSION KIT</b>	REV Gen4 MXZ, Renegade, Grand Touring	<b>860201484</b>
	<ul style="list-style-type: none"> <li>• Upgrade to the revolutionary adjustable Pilot TS skis.</li> <li>• For 2016 and up REV-XS models with RAS 2 or previous vehicles with 42" RAS 2 upgrade kit and 2016 spindle (860201241).</li> </ul>	<ul style="list-style-type: none"> <li>• REV-XS 2016 and up with RAS 2, REV-XP, XR, XS with 42" RAS 2 and 2016 spindle (860201241 or 860201353).</li> </ul>
<b>PILOT 7.4 UPGRADE KIT</b>		<b>860202119 • Black</b>
	<ul style="list-style-type: none"> <li>• Upgrade earlier models to the latest Pilot 7.4 skis.</li> <li>• Complete kit including 2 Pilot 7.4 ski assemblies with pre-installed handles, 2 carbides and all required hardware.</li> <li>• Does not fit with LTS suspension.</li> </ul>	
<b>PILOT 5.7 SKI UPGRADE KIT</b>		<b>860200524 • Black</b>
	<ul style="list-style-type: none"> <li>• Complete kit for upgrading earlier snowmobile models.</li> <li>• Includes 2 skis, 2 handles with rivet kit, 2 Expedition carbides and all required hardware.</li> </ul>	
<b>PILOT DS-2 SKI KIT</b>		<b>860201487 • Black</b>
	<ul style="list-style-type: none"> <li>• Complete kit includes 2 ski assemblies with pre-installed handles, 2 Expedition carbides and all required hardware.</li> </ul>	
<b>PILOT 7.4 SKI LINER</b>	Pilot 7.4 skis	<b>860202115 • Black</b>
	<ul style="list-style-type: none"> <li>• Provides additional flotation and reduces ski wear.</li> <li>• 260 mm (10.25") wide.</li> <li>• Same durable material as 7.4 skis.</li> <li>• Sold in pairs.</li> </ul>	

## // SKIS

Skis make all the difference in getting your sled to handle just how you like. We offer eight different styles of skis for you to choose from. Which one is right for you? Here are some tips on choosing the right one:









PLATFORMS: REV GEN4 / XP / XR / XU / XS / XM / REV	TOURING			<b>PILOT 5.7 SL</b> 2 carbides/ski	<ul style="list-style-type: none"> <li>• Lightweight single or dual runner skis provide effortless steering at low speeds and constant grip without compromise at higher speeds.</li> <li>• Standard use is one carbide runner—add a second to reduce darting.</li> <li>• Great all-around trail performance.</li> </ul>
	UTILITY			<b>PILOT 7.4</b> 1 carbide/ski	<ul style="list-style-type: none"> <li>• Specifically designed for utility purposes.</li> <li>• Deeper keels allow more control while towing.</li> <li>• Increased tip-up rear end for better reverse capability.</li> <li>• 1 inch wider than Pilot DS-2 for improved flotation in deep snow.</li> <li>• More aggressive cornering while keeping a light steering feeling.</li> </ul>
	TRAIL SPORT			<b>PILOT 5.7</b> 1 or 2 carbides/ski****	<ul style="list-style-type: none"> <li>• Lightweight single or dual runner skis provide effortless steering at low speeds and constant grip without compromise at higher speeds.</li> <li>• Standard use is one carbide runner—add a second to reduce darting.</li> <li>• Great all-around trail performance.</li> </ul>
				<b>PILOT TS ADJUSTABLE</b> 1 carbide/ski	<ul style="list-style-type: none"> <li>• The industry's first and only adjustable ski.</li> <li>• The Pilot TS skis allow riders to change ski bite for changing snow conditions or riding styles easily and quickly.</li> <li>• With the Pilot TS skis you dial in the perfect setting by turning a knob on the ski leg.</li> <li>• The ski runner has ½" (12.5 mm) of travel up and down.</li> <li>• The thin runner and square keel design work together to eliminate darting.</li> </ul>
				<b>PILOT X</b> 1 carbide/ski	<ul style="list-style-type: none"> <li>• Completely redesigned from Pilot 5.7 with a new structural topside for 10% more rigidity.</li> <li>• 31 mm longer keel with a new shape reduces darting.</li> <li>• Adds 10% more lateral surface area and blends more smoothly with a new carbide.</li> <li>• 11° degree reduction in approach angle.</li> </ul>
				<b>PILOT TX</b> 1 carbide/ski	<ul style="list-style-type: none"> <li>• Improved to better match the REV Gen4 features.</li> <li>• Redesigned top side for increased rigidity.</li> <li>• 20 mm shorter overall length and more dramatic tip-up at the rear.</li> <li>• 63 mm longer runner plate increases lateral surface for more effective cornering.</li> <li>• Smoother front approach angle to reduce darting even further.</li> </ul>
				<b>PILOT R</b> 1 carbide/ski	<ul style="list-style-type: none"> <li>• Straight from the MXZ X 600RS race sled.</li> <li>• Very aggressive profile for sharp handling.</li> <li>• Lightweight with high rigidity.</li> <li>• Proven on the ISOC race circuit.</li> </ul>
	TRAIL PERFORMANCE			<b>PILOT DS**</b> 1 carbide/ski	<ul style="list-style-type: none"> <li>• Designed specifically for deep snow riding.</li> <li>• Works well in many off-trail applications from utility sleds to mountain sleds.</li> <li>• Thin edge is effective for grabbing side hills.</li> </ul>
	DEEP SNOW			<b>PILOT DS-2</b> 1 carbide/ski	<ul style="list-style-type: none"> <li>• Evolution of the DS with a deeper and shorter keel.</li> <li>• Increased agility and less effort than the original.</li> <li>• Great all-around ski for deep snow use.</li> <li>• Standard on mountain sleds with 2.5" lug tracks and utility sleds.</li> </ul>
				<b>PILOT DS-3**</b> 1 carbide/ski	<ul style="list-style-type: none"> <li>• Deep snow ski designed to match the latest 3" lug and longer tracks.</li> <li>• 0.47" (12 mm) deeper keel than DS-2.</li> </ul>
				<b>PILOT DS-3 REV Gen4***</b> 1 carbide/ski	<ul style="list-style-type: none"> <li>• Works well for aggressive riders using the biggest tracks.</li> </ul>

\*\*Does not fit REV Gen4. \*\*\*Fits only REV Gen4. \*\*\*\*Second carbide can be added to ski by drilling marked additional holes.

Note: The use of aggressive skis, ski carbide runners or studs will alter the handling of your snowmobile, particularly in terms of maneuverability, acceleration and braking. Please refer to your Operators Guide for more details.

	COLORS																			
	Black		Yellow		Sunburst Yellow		Black/Yellow		Black/White		Viper Red		Lava Red		Orange Crush		Race Orange		Manta Green	
	Left	Right	Left	Right	Left	Right	Left	Right	Left	Right	Left	Right	Left	Right	Left	Right	Left	Right	Left	Right
	505072443		N/A		N/A		N/A		N/A		N/A		N/A		N/A		N/A		N/A	
	505074736		N/A		N/A		N/A		N/A		N/A		N/A		N/A		N/A		N/A	
	505072854	505072855	505073028	505073029	505073575	505073576	505073030	505073031	505073032	505073033	505073026	505073027	N/A		505074071	505074072	505073645	505073646	505074239	505074240
	505074829	505074830	N/A		505073851	505073852	N/A		N/A		N/A		N/A		505074067	505074068	N/A		505074235	505074236
	505074926	505074927	N/A		505075024	505075025	N/A		N/A		N/A		N/A		N/A		N/A		N/A	
	505074776	505074777	N/A		505075026	505075027	N/A		N/A		N/A		N/A		N/A		N/A		N/A	
	505074670		N/A		505074690		N/A		N/A		N/A		N/A		N/A		N/A		N/A	
	505073100		N/A		N/A		N/A		N/A		N/A		N/A		N/A		N/A		N/A	
	505073227		505073277		505073658		N/A		505073279		N/A		505073510		505073511		505073654		505073354	
	505074746	505073568	N/A		505073627		N/A		N/A		N/A		N/A		505074023		N/A		505073990	
		505074746	N/A		505074756		N/A		N/A		505074747		N/A	N/A	505074757		N/A		505074755	

## SKIS

PILOT DS SKI LINER	Pilot DS-2 skis	860201040 • Black	
	Pilot DS skis	860200636 • Black	
	<ul style="list-style-type: none"><li>• Provides additional flotation and reduces ski wear.</li><li>• Same durable material as DS Ski.</li><li>• Sold in pairs.</li></ul>		
SKI SKIN	Pilot 6.9 skis	860200422 • Black	
	<ul style="list-style-type: none"><li>• Provides additional flotation and reduces ski wear.</li><li>• Made of durable polyethylene.</li><li>• Sold in pairs.</li></ul>		
DS-3 SKI TIP KIT	Fits vehicles with DS-3 skis	860201214 • Black 860201501 • Sunburst Yellow	
	<ul style="list-style-type: none"><li>• Easy-install custom color tips change the appearance of your sled in minutes.</li><li>• Adds flotation on the front of the DS-3 ski.</li><li>• Sold in pairs with mounting hardware.</li></ul>		
SKI HANDLE RIVET KIT		860200525	
	<ul style="list-style-type: none"><li>• Includes 2 long and 2 short aluminum rivets for repairing the handle on Pilot skis.</li></ul>		
SKI HANDLE	Pilot 5.7, 6.9, Pilot SL and Pilot TS, Pilot X and TX	505070917 • Yellow 505070963 • Black 505071038 • Scarlet Red 505071048 • Orange Saturn 505071059 • Viper Red 505071556 • Full Moon	505072102 • White 505073649 • Race Orange 505073642 • Sunburst Yellow 505074226 • Manta Green 505074223 • Tactical Grey
		<ul style="list-style-type: none"><li>• High-density colored polyethylene loops.</li></ul>	
			
SKI HANDLE	Pilot 7.4, DS-1, DS-2, DS-3	505072976 • Black 505073107 • Yellow 505073108 • White 505073388 • Lava Red	505074229 • Manta Green 505073513 • Orange Crush 505073651 • Race Orange 505073665 • Sunburst Yellow
		<ul style="list-style-type: none"><li>• High-density colored polyethylene loops.</li></ul>	
			
SKI HANDLE	Pilot R	505073138 • Black	
	<ul style="list-style-type: none"><li>• ISR compliant race ski loop.</li><li>• High-density colored polyethylene loops.</li></ul>		
SKI HANDLE	Pilot X, Pilot TX, 5.7, 6.9, SL and TS	505075029 • Lava Red 505075028 • Sunburst Yellow	505075275 • Manta Green 505074778 • Black
		<ul style="list-style-type: none"><li>• High-density colored polyethylene loops.</li></ul>	
			



## SKI-DOO PILOT\* SKIS AND CARBIDES TO SUIT ALL RIDING STYLES

**NEW CARBIDES***(Not illustrated)*

Youth

**860202555**

- $\frac{7}{16}$ " flat top runner with 4" of 60 degree turning carbide.
- Sold in pairs.

**PILOT X CARBIDES RUNNER**

Pilot X and Pilot 5.7 Skis

**860202180**

- 4" 90° carbides.

**PILOT TX CARBIDES RUNNER**

Pilot TX Skis – 4" 90° carbides

**860202192**

Pilot TX Skis – 7" 60° carbides

**860202243**

- 12.5 mm longer runner: Increased front-end grip and steering stability.
- Smoother runner attack angle [10°] for increased predictability.

**PILOT TS CARBIDE RUNNER**

Pilot TS - (7" 60° tall)

**860201364**

- Increases front end bite with an extra  $\frac{1}{4}$ " [6 mm] of runner depth, plus 7" of 60° carbide.
- For Pilot TS adjustable skis.
- Sold in pairs.
- Patent pending US20150314800A1.

**PILOT TS CARBIDE RUNNER**

Pilot TS - (7" 60° carbides - Pilot TS)

**860201240**

Pilot TS (stock replacement) - (5" 90° carbides)

**860201178**

- For Pilot TS adjustable skis.
- Sold in pairs.
- Patent pending US20150314800A1.

**PILOT EXPEDITION CARBIDES**

Pilot X, Pilot 5.7 SL, Pilot 5.7, Pilot 7.4, Pilot DS, Pilot DS-2, Pilot DS-3 Skis

**860201044** • Square - Pack of 2  
**860201220** • Round  $\frac{7}{16}$ " - Pack of 2


- Protected under patent numbers US 7,413,198, US 7,389,995 and CA2535565.

**PILOT EXTREME CARBIDES**

Pilot X, Pilot 5.7 SL, Pilot 5.7, Pilot 7.4, Pilot DS, Pilot DS-2, Pilot DS-3 Skis

**860201045** • Round  $\frac{1}{2}$ " - Pack of 4

Pilot X, Pilot 5.7 SL, Pilot 5.7, Pilot DS, Pilot DS-2, Pilot DS-3 Skis

**860201043** • Round  $\frac{1}{2}$ " - Pack of 2

- Protected under patent numbers US 7,413,198, US 7,389,995 and CA2535565.

**PILOT R CARBIDES**

Pilot R skis

**860201697**

- Round,  $\frac{7}{16}$ " runners with 4 fixation points and 6" of 60° carbides.
- Pack of 2.

*\*Protected under patent numbers US 7,413,198, US 7,389,995 and CA2535565.*

*Note: The use of aggressive skis, ski carbide runners or studs will alter the handling of your snowmobile, particularly in terms of maneuverability, acceleration and braking. Please refer to your Operators Guide for more details.*

SKI-DOO BY **woody's** CARBIDES**NEW MAVERICK CARBIDES**

Pilot X, Pilot 5.7 SL, Pilot 5.7, Pilot 7.4, Pilot DS, Pilot DS-2, Pilot DS-3 Skis

**860202677** • 6 po**860202678** • 8 po

- Classic Woody's hardweld to help reduce wear on the bar.
- Woody's precision 60 degree Carbide inserts.
- Lighter - weight savings over traditionally shaped bars.
- Concave sides to help hold snow and improve turning.
- This bar is CNC wireformed to insure a perfect fit.
- Will offer better control at increased speeds.

**CARBIDE RUNNER**

Pilot skis, except DS and DS-2

Pilot X, Pilot 5.7 SL, Pilot 5.7, Pilot DS, Pilot DS-2, Pilot DS-3 skis

Pilot X, Pilot 5.7 SL, Pilot 5.7, Pilot DS, Pilot DS-2, Pilot DS-3 skis

**860202557** • Preformed 4" 60°**860202558** • Preformed 6" 60°**860202559** • Preformed 8" 60°

- The Dooly<sup>1</sup> by Woodys has two 7/8" Flat-Top<sup>1</sup> runners mounted on a plate for each ski.
- Four contact lines on snow surface help decrease darting of sled as it makes own groove in a trail.
- When in a turn, only one of the Dooly bars is in contact with the snow or ice.
- A Dooly with 4", 6" or 8" of carbide on both runners provides the same turning power as a single runner with 4", 6" or 8" of turning carbide.
- Sold individually.

**ACE SKI RUNNER**

Pilot X, Pilot 5.7 SL, Pilot 5.7, Pilot 7.4, Pilot DS, Pilot DS-2, Pilot DS-3 skis

**860201969** • Preformed 6" 60°**860201970** • Preformed 8" 60°

- Woodys ACE single runner line uses a 3/8" x 1/2" preformed steel square bar.
- Taller profile and more aggressive, providing excellent control in all conditions.
- Works great in deep snow.
- Carries innovative features like 60° carbide inserts that are guaranteed not to come out under any conditions, Flat-Top design, rounded wear pads, full-length hardweld and bevel-cut host bar that doesn't snag trailer edge.
- Pack of 2.

**EXECUTIVE<sup>1</sup> CARBIDES**

Pilot X, Pilot 5.7 SL, Pilot 5.7, Pilot 7.4, Pilot DS, Pilot DS-2, Pilot DS-3 skis

**860200580**

- 1/2" round preformed material swedged at each end to best fit ski contour fitted with 8" of 60° turning carbide.
- Performance trail riders are known to use this runner.
- Provides proper balance with a studded track.
- Pack of 2.

**EXTENDER TRAIL III<sup>1</sup> CARBIDES**

Pilot X, Pilot 5.7 SL, Pilot 5.7, Pilot 7.4, Pilot DS, Pilot DS-2, Pilot DS-3 skis

**860200578**

- 1/2" round preformed material swedged at each end to best fit ski contour.
- 4" of 60° turning carbide provides positive cornering control.
- Pack of 2.

**TRAIL BLAZER IV<sup>1</sup> CARBIDES**

Pilot X, Pilot 5.7 SL, Pilot 5.7, Pilot 7.4, Pilot DS, Pilot DS-2, Pilot DS-3 skis

**860200579**

- 1/2" round preformed material swedged at each end to best fit ski contour.
- With 6" of 60° turning carbide, this runner is designed for trail riders looking for performance in cornering power and control.
- Pack of 2.

## WHEELS &amp; SLIDER SHOES

**SLIDER WITH VESPEL<sup>1</sup> INSERTS**

All models with 163" and longer tunnels

All models with 154" and shorter tunnels

**503194816****503194815**

- Uses DuPont Vespel inserts for less friction.
- Can be cut to desired length.
- Better fuel efficiency, more power and increased vehicle speed due to reduced friction between the track clips and slides.
- Reduced need for maintenance and associated costs.
- Extended life due to enhanced wear characteristics of Vespel polyamide over incumbent UHMW PE.
- Allows riders to operate sleds in less than acceptable snow and trail conditions since water from snow is not needed for lubricity as with incumbent UHMW PE slide rails.

<sup>1</sup>Protected under patent numbers US 7,413,198, US 7,389,995 and CA2535565. <sup>4</sup>While supplies last.

Note: The use of aggressive skis, ski carbide runners or studs will alter the handling of your snowmobile, particularly in terms of maneuverability, acceleration and braking. Please refer to your Operators Guide for more details.

## SLIDER SHOES



- Custom color-matched slider shoes with built-in wear marker.
- Long-lasting, impact-resistant.
- For all slide rail lengths.
- Easy-cut to desired length.

## MODELS

146" SC-5 – Mountain & tMotion	503191499 • Black 503191695 • Yellow 503191947 • White
154" SC-5 – Mountain & tMotion	503191198 • Black 503191696 • Yellow 503191948 • White
163" SC-5 – Mountain & tMotion	503191501 • Black 503191697 • Yellow 503191949 • White
REV Gen4 154"	503194251 • Black
REV Gen4 165"	503194520 • Orange 503194254 • Black
REV Gen4 175"	503194413 • Black 503194906 • Manta Green 503194908 • Sunburst Yellow
120" SC-5 & rMotion	503191301 • Black 503191693 • Yellow 503191945 • White
rMotion and rMotion X 120"	503192562 • Red
rMotion and rMotion X 137"	503191306 • Black 503191694 • Yellow 503191946 • White 503192563 • Red
137" rMotion Grand Touring 900 ACE	503193449 • Black
174" tMotion	503193819 • Black
REV-XS 174"	503194506 • Sunburst Yellow 503194505 • White

## LIGHTWEIGHT WHEEL



- Color-matched lightweight snowmobile wheels.

## MODELS

141 mm – REV Gen4, XM, XS, XP, XR	503192794 • Black 503191621 • Yellow 503191622 • Full Moon 503191942 • White
152 mm – REV Gen4, XM, XS, XP, XR	503191755 • Black
180 mm – REV Gen4, XM, XS, XP, XR	503191626 • Yellow 503191627 • Full Moon 503191742 • Black 503191943 • White
141 mm – rMotion	503193477 • Black
147 mm – rMotion	503193376 • Black
180 mm – rMotion	503192766 • Black

## EXTRA IDLER WHEEL KIT



REV-XP, XR (except rMotion)

REV Gen4 Summit, Freeride and Backcountry, XM, XM Summit X with T3 package

860201230 • 141 mm

860201183 • 152 mm

- Reduces drag and rolling resistance.
- Includes 2 wheels, brackets and hardware.

4TH REAR WHEEL KIT\* - 180 MM  
(Not illustrated)

REV-XS, XP, XR 120" and 137"

860200358 • 180 mm

- 4th rear idler design reduces drag and rolling resistance.
- Works in conjunction with stock 3 wheel setup.

## NEW REAR WHEEL KIT

Youth 200

7639-963

Youth 120

7639-967



- Additional wheels for the rear suspension for low snow conditions.
- Includes wheels and mounts.

NSK<sup>†</sup>

503190396 • 6004

503191778 • 6006

503193548 • 6005

293350115 • 6205



- High performance grease developed for extreme temperatures, water resistance and high speeds with low start torque.
- Advanced Winter Grade DUL1 double-contact seal design for optimum protection from moisture and contamination.

- Polyamide resin ball-guide cage facilitates smooth rolling contact and lubricant distribution.
- Ultra-clean steel for extended bearing life—high-grade balls for quiet and smooth operation even at high speed.
- Super finished raceways to minimize noise and improve lubricant distribution and life.

TRACTION

// TRACKS, YOUR CONNECTION TO THE SNOW

POWDER MAX LIGHT

- 3.5" [8.89 cm] pitch reduces weight and keeps snow between lugs for added performance.
- Exclusive 16" [41 cm] wide design adds flotation and traction without sacrificing maneuverability.
- Edges flex to reduce the effort to initiate roll-up.
- Available in either 2.5" or 3.0" [6.3 or 7.62 cm] lug heights.

POWDER MAX 3 / FLEXEDGE

- The track edges bend, making roll-up easy and predictable.
- Exclusive FlexEdge technology available in Powder Max, Powder Max 2 & 3 and Cobra 1.6 profiles.
- From 137" to 174".

PITCH	LENGTH	WIDTH	LUG HEIGHT	PROFILE	CLIP	SKU
3.5"	154"	16"	2.50"	Powder Max Light	1 clip every 2 profiles	504153791
	154"	16"	3.00"	Powder Max Light	1 clip every 2 profiles	504153785
	165"	16"	2.50"	Powder Max Light	1 clip every 2 profiles	504153792
	165"	16"	3.00"	Powder Max Light	1 clip every 2 profiles	504153786
	175"	16"	3.00"	Powder Max Light	1 clip every 2 profiles	504153787
3.00"	154"	16"	3.00"	Powder Max 3 / FlexEdge	1 clip every 2 profiles	504153349
	163"	16"	3.00"	Powder Max 3 / FlexEdge	1 clip every 2 profiles	504153224
	174"	16"	3.00"	Powder Max 3 / FlexEdge	1 clip every 2 profiles	504153234
2.86"	120"	15"	1.25"	ICE Ripper XT	Full clip	504153100
	120"	15"	1.00"	RipSaw	Full clip	504152760
	120"	15"	1.25"	RipSaw	Full clip	504152606
	129"	15"	1.25"	ICE Ripper XT	Full clip	504153345
	129"	15"	1.25"	RipSaw	Full clip	504153344
	129"	15"	1.25"	RipSaw 2 PLY	Full clip	504153346
	129"	15"	1.50"	RipSaw 2 PLY	Full clip	504153347
	129"	15"	1.50"	ICE Ripper XT	Full clip	504154056
	129"	15"	1.60"	Cobra	Full clip	504153420
	137"	15"	1.25"	RipSaw (Silent Drive 2 System)	Full clip	504153789
	137"	15"	1.25"	Ice Ripper XT (Silent Drive 2 System)	Full clip	504154005
	137"	15"	1.25"	Cobra	1 clip every 2 profiles	504152838
	137"	15"	1.25"	ICE Ripper XT	Full clip	504153101
	137"	15"	1.25"	RipSaw	Full clip	504152905
	137"	15"	1.25"	RipSaw 2 PLY	Full clip	504154284
	137"	15"	1.50"	RipSaw	Full clip	504153237
	137"	15"	1.50"	ICE Ripper XT	Full clip	504154057
	137"	15"	1.60"	ICE Cobra 1.6 (REV Gen4 compatible)	Full clip	504153706
	129"	15"	1.60"	ICE Cobra 1.6 (REV Gen4 compatible)	Full clip	504153705
	146"	15"	1.60"	ICE Cobra 1.6 (REV Gen4 compatible)	Full clip	504153717
	146"	15"	1.60"	Cobra	Full clip	504153669



POWDER MAX 3 / FLEXEDGE

POWDER MAX 3


ICE COBRA 1.6

ICE RIPPER XT

PITCH	LENGTH	WIDTH	LUG HEIGHT	PROFILE	CLIP	SKU
2.86"	137"	16"	1.25"	Cobra	1 clip every 2 profiles	504152907
	137"	16"	1.75"	Powder Max	1 clip every 2 profiles	504152803
	137"	16"	1.75"	Powder Max / FlexEdge	Full clip	504153294
	137"	16"	2.25"	Powder Max	Full clip	504153103
	137"	16"	2.25"	Powder Max / FlexEdge	Full clip	504153293
	137"	16"	1.25"	RipSaw	1 clip every 2 profiles	504152734
	146"	16"	2.00"	Powder Max / FlexEdge	1 clip every 2 profiles	504153348
	146"	16"	2.00"	Powder Max	1 clip every 2 profiles	504153670
	146"	16"	2.25"	Powder Max / FlexEdge	1 clip every 2 profiles	504153222
	146"	16"	2.50"	Powder Max 2 / FlexEdge	1 clip every 2 profiles	504153198
	154"	16"	1.50"	Charger	1 clip every 2 profiles	504152761
	154"	16"	2.00"	Powder Max	Full clip	504153173
	154"	16"	2.25"	Powder Max	1 clip every 2 profiles	504153015
	154"	16"	2.25"	Powder Max / FlexEdge	1 clip every 2 profiles	504153223
	154"	16"	2.50"	Powder Max 2	1 clip every 2 profiles	504153009
	154"	16"	2.50"	Powder Max 2 / FlexEdge	1 clip every 2 profiles	504153199
	154"	16"	2.50"	ProLite	1 clip every 2 profiles	504153396
	154"	20"	1.25"	Utility	1 clip every 3 profiles	504152817
	154"	20"	1.50"	Extreme Utility	1 clip every 3 profiles	605613004
	154"	20"	1.50"	Silent Cobra WT	Full clip	504153973
	154"	20"	1.50"	Silent ICE Cobra WT	Full clip	504153974
	154"	20"	1.80"	Cobra WT	Full clip	504154041
	154"	20"	1.25"	ICE Ripper	Full clip	504153036
	154"	20"	1.50"	ICE Ripper	Full clip	504153037
	154"	20"	1.75"	Powder Max	1 clip every 3 profiles	504153133
	163"	16"	2.25"	Powder Max	1 clip every 2 profiles	504153016
	163"	16"	2.50"	Powder Max 2 / FlexEdge	1 clip every 2 profiles	504153200
2.52"	156"	24"	1.25"	ICE Ripper for SWT	Full clip	504153927



## TRACTION



COBRA WT

ICE ATTAK XT

RIPSAW II 1.5

BACKCOUNTRY X

CONQUER 280

PITCH	LENGTH	WIDTH	LUG HEIGHT	PROFILE	CLIP	SKU
3.5"	165"	15"	2.8"	Conquer 280	1 clip every 2 profiles	C9340M
	154"	15"	2.8"	Conquer 280	1 clip every 2 profiles	C9341M
3.00"	174"	15"	3.2"	Challenger X3.2	1 clip every 2 profiles	C9311M
2.86"	146"	16"	2.25"	Powder Max	1 clip every 2 profiles	C9064M
	137"	16"	1.6"	ICE Cobra 1.6*	Full clip	C9249C
	137"	15"	1.75"	Backcountry X	Full clip	C9289C
	137"	15"	1.5"	RipSaw II 1.5	Full clip	C9306C
	120"	15"	1.75"	Hurricane 175	Full clip	C9400C
	129"	15"	1.75"	Hurricane 175	Full clip	C9401C
	137"	15"	1.75"	Hurricane 175	Full clip	C9402C
	146"	15"	1.75"	Hurricane 175	Full clip	C9403C
2.52"	121"	15"	1.22"	ICE Attak XT	Full clip	C9200H
	156"	24"	1.75"	Cobra SWT	Full clip	C9260U

## TRACTION ACCESSORIES

## HEAVY-DUTY SPRING KIT

(Not illustrated)

Youth

8639-208

- Higher capacity springs for larger riders.
- Maintain handling and comfort as riders grow.

**PHANTOM SHARP STUDS & SUPPORT PLATES BY WOODY'S**  
5/16 - 1.325"

- All the benefits of 286 Phantom Series studs.
- Unique track design makes it the only traction product available to maintain track warranty and track life.
- Kit complete with stud, nut and support plate.
- The only traction product approved by BRP.

**MODELS**

REV Gen4, XS, XP, XR - 120" tracks	<b>860200729</b> • Pack of 84
REV Gen4, XS, XP, XR - 129" & 137" tracks	<b>860200730</b> • Pack of 96
REV Gen4, XS, XP, XR - (5/16 - 1.325")	<b>860200731</b> • Pack of 500

**286 PHANTOM SERIES STUDS & SUPPORT PLATES BY WOODY'S**

- A complete line of traction products developed specifically for Ski-Doo's REV Gen4, XS, XP, XR tracks.
- Due to the unique track design, this is the only traction product available to maintain track warranty and track life.
- Kit complete with stud, nut and support plate.
- The only traction product approved by BRP.

**MODELS**

REV Gen4, XS, XP, XR - 120" tracks • 5/16 - 1.075"	<b>860200718</b> • Pack of 84
REV Gen4, XS, XP, XR - 129" & 137" tracks • 5/16 - 1.075"	<b>860200719</b> • Pack of 96
REV Gen4, XS, XP, XR • 5/16 - 1.075"	<b>860200720</b> • Pack of 500
REV Gen4, XS, XP, XR - 120" tracks • 5/16 - 1.325"	<b>860200721</b> • Pack of 84
REV Gen4, XS, XP, XR - 129" tracks • 5/16 - 1.325"	<b>860201281</b> • Pack of 90
REV Gen4, XS, XP, XR - 137" tracks • 5/16 - 1.325"	<b>860200722</b> • Pack of 96
REV Gen4, XS, XP, XR • 5/16 - 1.325"	<b>860200723</b> • Pack of 500

**GOLD DIGGER<sup>1</sup> STUDS AND SUPPORT PLATES BY WOODY'S**

- Through-hardened carbon steel with 60° carbide insert.
- 1" head with patented track trapping design.
- Due to the unique track design, this is the only traction product available to maintain track warranty and track life.
- Kit complete with stud, nut and support plate.
- The only traction product approved by BRP.

REV Gen4 Mach Z (2021) & all 1 1/4" 137" 2 ply tracks • 5/16 - 1.325"

**415128957** • Pack of 96

**TUNNEL PROTECTOR KIT**

- Protects your bulkhead and heat exchangers in all conditions.
- Provides proper protection for stud installation on pre-studded track.
- So unique—patent pending US20160152304.

**MODELS**

Neo 120"	<b>860202212</b>
REV-XP fan-cooled 120" & 137", REV-XU Tundra 137"	<b>860200381</b>
REV-XU Expedition (2011 & up) and Skandic SWT, WT	<b>860200757</b>
REV-XP (except fan-cooled), REV-XR, REV-XS 120", 129" & 137"	<b>860200802</b>
REV Gen4 16", 129" and 137" tracks with Ice Ripper track or Woody's studs, REV Gen4 (Wide) 20" with Ice Ripper and Silent Ice Cobra WT.	<b>860201280</b>
REV Gen4 with 129" Ice Cobra, Ice Attak XT track or Ice Ripper XT (Silent Drive 2 System)	<b>860201688</b>
REV Gen4 with 137" Ice Cobra, Ice Attak XT track or Ice Ripper XT (Silent Drive 2 System)	<b>860201692</b>
REV Gen4 with 146" Ice Cobra, Ice Attak XT track or Ice Ripper XT (Silent Drive 2 System)	<b>860201693</b>

**DRILL BIT**

**415128884**



To install the studs, always use the installation tools, procedures and torque specified in the instructions. Proper installation provides maximum product longevity and helps prevent track damage. BRP recommends that studs be installed by authorized BRP dealers and on approved pre-patterned tracks only. These tracks come standard on most 2022 Ski-Doo snowmobiles. Look for this symbol on your track. Woody's products are designed to fit and interact with each other. The stud nut and support plate form a complete unit. The use of aggressive skis, ski carbide runners or studs will alter the handling of your snowmobile, particularly in terms of maneuverability, acceleration and braking. Please refer to your Operators Guide for more details.

# PROPULSION



## PERFORMANCE DRIVE BELTS

- High performance drive belts calibrated to maximize your sled's performance.
- Aramid tensile cords used in construction for extra long life and dependability, also delivers a consistent length with minimal belt shrinkage and minimal length adjustments.
- High tensile reinforced fiber elastomer undercords provide minimal dusting and long term flex life.
- Flexweave overcord for superior adhesion and crack resistance.
- Consistent performance during life of belt.
- Quality you can count on for optimum performance.
- Built with distinctive durability features for mountain, trail or fast tracks.

SKU	DESCRIPTION
<b>REV GEN5, REV GEN4, XM, XS, XP, XU, XR, REV</b>	
417300571	850 E-TEC, 900 ACE Turbo R, 900 ACE Turbo – 150
417300531	800R E-TEC (all model years), 800R P-TEK (all model years)
417300558	900 ACE Turbo 6T 2019, 900 ACE Turbo – 130
417300551	600R E-TEC, 600 E-TEC, 1200 4-TEC, 900 ACE
417300586	600 EFI
417300367	550 Fan (2010-2011)
415060600	Fan (2009 and prior)
414860700	550 Fan (2012, 2014)
417300585	600 ACE, 550 Fan
<b>RT</b>	
417300189	1000
<b>ZX</b>	
414860700	500, 600 LC
417300585	700, 800 LC
417300067	700 (1999, 2000)
415060600	Fan
417300586	V-1000, 600 SDI (2004), V-800
417300383	800 SDI (2004)
<b>UTILITY (EXCEPT REV GEN4 (WIDE) 20" &amp; REV-XU)</b>	
605348425	All 2008 models, 2007 TUV and SWT V-800
414633800	All Fan Skandic except Tundra
417300326	Tundra RF 300
415060600	Tundra RF 500
417300586	Tundra RF V-800
414827600	Old Tundra 280 Fan
<b>S-CHASSIS</b>	
417300067	Semi-cogged
414860700	Not cogged

## PISTON KIT



593 H0 including SDI

Ski 552

415129406

415129542

- Kit includes: piston, rings, piston pin, needle bearing and circlips.

**DRIVE PULLEY CAM FOR QRS  
ROLLER SECONDARY CAM**

REV-XP

417126962 • 38°  
 417127372 • 42°  
 417127367 • 44°  
 417127325 • 44°-42°

417126975 • 44°-33°  
 417127426 • 46°-42°  
 417127326 • 40°  
 417127529 • 44°-40°



- Specially designed for the QRS driven pulley.
- For optimal smooth performance and durability.

**MAINTENANCE KIT FOR TRA DRIVE PULLEY****MODELS**

- Includes: 1 spring cover assembly, 3 rollers assembly, 1 bushing (siding flange), 6 slider shoes, 6 O-rings, 1 circlip, 3 cotter pins and 3 lever axles.

REV-XP, XR, XS, XM, XU - 2011 (550F),  
 2011 to 2018 (600 & 600 E-TEC sea-level) **415129624**

REV-XM, XU - 2012 (1200), 2012 to 2018  
 (600 E-TEC high altitude), 2013 to 2019  
 Tundra Xtreme **415129625**

REV-XP, XS, XM, XU - 2011 to 2018  
 (800R P-TEK & 800R E-TEC) **415129626**

REV-XP, XS, XM, XU - 2008 to 2010  
 (800R P-TEK & 800R E-TEC) **415129627**

REV-XP, XS, XM, XU - 2011 and prior  
 (1200), 2011 and prior (600 E-TEC high  
 altitude) **415129708**

**MAINTENANCE KIT FOR DRIVE PULLEY**  
*[Not illustrated]*

All 2016 and up eDrive 2 Clutch with heptagonal roller.

**415130055**

- Includes: 6 rollers assembly, 12 slider shoes, 3 O-rings.

**FLOATING QRS SHORT SHAFT  
CONVERSION KIT**

Fits 600 CARB, 600 E-TEC, 800 P-TEK and 800 E-TEC engines

**860200832**

- Conversion kit allows installation of a removable floating secondary pulley.
- Also provides ability to remove driven pulley without removing countershaft.
- Includes gun-drilled lightweight shaft and all necessary parts and hardware for conversion.

**EDRIVE 2 CLUTCH**

4-TEC 1200 only 2010 and up

**415130054**

- With double the number of rollers and arms compared to TRA designs, this clutch is designed for low maintenance and long life with 4-stroke powertrains.

**NGK<sup>®</sup> SPARK PLUGS****MODELS**

- You'll see a difference with genuine NGK spark plugs.
- Solid steel terminal reduces the chance of arcing in the plug cap, which may interfere with the electric component.
- A necessity in today's ignition systems.

BR9-ES **219703120**

600 CARB, 800 P-TEK - BR9-ECS  
 (Gap 0.8 mm) **415128524**

600 H.O. E-TEC - PZFR6F **415129375**

1200 4-TEC - CR8EKB **415129429**

800R E-TEC - PFR7AB **415129484**

600 ACE - MR7B18 **415129670**

900 ACE - MR8DI8 **415129944**

850 E-TEC, 600R E-TEC - ILKR8Q **415130154**

550F, 600RS - BR9ECS **512059552**

900 ACE Turbo - LMAR9AI-8 **715900492**

600 CARB, 800R P-TEK - BR8ECS  
 (Gap 0.8 mm) **512060029**

600 EFI - BPR8ES **415130429**

# ELECTRICAL

## YUASA® BATTERIES



- Maintenance free.
- No need to add water but periodic charging required when not in use.
- Absorbed Glass Mat (AGM) Separators—an advanced battery technology that eliminates the need to ever add water.
- Advanced lead-calcium technology—holds its specific gravity more than 3 times longer than conventional lead antimony batteries.

### MODELS

14 Amps Dry (12N14-3A)	<b>42215</b>
20 Amps Dry (Y50N18L-A)	<b>410301201</b>
3 Amps Wet (YTX4L-BS)	<b>410301204</b>
18 Amps Wet (YTX20L-BS)	<b>410301203</b>
18 Amps Wet (YTX20HL-PW)	<b>415129898</b>
21 Amps Wet (YTX24HL-BS)	<b>410922962</b>
30 Amps. Wet (YIX30L)	<b>515176151</b>

## BATTERY CHARGER/MAINTAINER

**715005061**


- Fully automatic 3A battery charger/maintainer.
- Keeps stored lead-acid batteries charged.
- Charges and maintains small batteries.
- Microprocessor controlled multi-stage charging for added precision, safety and battery life.
- Auto-voltage detection.
- Automatically detects 6V or 12V batteries.
- Float mode monitoring automatically maintains optimum battery charge.
- Reverse hook-up protection helps protect battery and charger from damage.

- Hook attachment hangs outside the work area for safety and convenience.
- Display/on button.
- Press the display button to show the charge progress.
- Energy efficient/eco-friendly meets the highest industry standards for energy efficiency.
- Content: 3A battery charger, clamp adapter, DC adapter, 24" fused ring leads harness with weather cap and user manual.

## JUMP STARTER

**715005062**


- IPX3 water-resistant—ABS + PC plastic and enclosed output ports.
- LED battery indicator—4 LED battery indicators for easy read on battery charge level.
- Compact design/travel bag—this durable case is compact and portable.
- Fits conveniently in the travel bag, your backpack or glovebox.
- Quickly starts vehicles in emergencies.
- Great for water and power sports, motorcycles and 4 and 6 cylinder vehicles.

- 2.4A + 1A/5V USP ports—fast charging.
- Charges all USB devices, including smartphones, MP3 players and tablets.
- Smart cable—provides protection against reverse polarity, short circuit, low voltage, high temperature and reverse charging.
- Built-in LED light (3 modes).
- Content: 300CA jump starter, SA858 smart cable clamp, MC-USB to USB charging cable, travel bag and user manual.

## YUASA® SMART SHOT AUTOMATIC BATTERY CHARGER

Automatic 1A (1000 MA) 3-stage charge cycle

**529036481**


- The Yuasa Smart Shot Automatic Battery Charger is available in 1A charge capacity and ensures that optimum power is available from your battery when you need it.

- Charger is supplied with a fused-ring connector, in addition to the alligator clips that can be attached permanently to your battery, making charging and maintaining your battery a snap.





# MAINTENANCE

**NOTICE**  
The engine of this snowmobile has been developed and validated using the BRP XPS™ approved lubricant. BRP recommends the use of its XPS™ approved lubricant or equivalent.  
Damages caused by oil which is not XPS™ approved may not be covered by the limited warranty.  
See operator's manual for more information.  
51096430

**OIL LEVEL**  
1/2  
3/8

## // MAINTENANCE

**159** OILS & MAINTENANCE PRODUCTS

**162** CARE PRODUCTS

# OILS & MAINTENANCE PRODUCTS

## ENGINE OILS

### XPS 2T E-TEC SYNTHETIC OIL



- Specifically engineered to meet the unique needs of Rotax engines, it provides maximum protection against engine wear in E-TEC engines.
- Uses a highly effective package to keep engine parts lubricated, clean and free of wear.

- This low smoke, low odor formula also allows for maximum engine performance.
- Can be used in direct, semi-direct fuel injection system and high performance carbureted 2-stroke engines.

**NEW 9779126/779126** • 1 qt / 946 ml  
**NEW 9779127/779127** • 1 US gal / 3.785 L  
**NEW 9779128/779128** • 2.5 US gal / 9.46 L

**NEW 9779129/779129** • 5 US gal / 18.92 L  
**NEW 9779130/779130** • 55 US gal / 205 L

### XPS 2T RACING SYNTHETIC OIL



- Specially designed for high-performance or racing engines.
- Top-performing synthetic oil is formulated with a highly evolved additive package that includes performance enhancing esters.

- Withstands extreme operating temperatures, high RPM and heavy loads to deliver competition-level engine protection.
- Use in high-performance 2-stroke snowmobiles and off-road motorcycle engines.

**NEW 9779180/779180** • 1 qt / 946 ml

**NEW 9779181/779181** • 1 US gal / 3.785 L

### XPS 2T SNOWMOBILE SYNTHETIC BLEND OIL



- Designed for all oil injection or pre-mix 2-stroke snowmobiles with electronic fuel injection or carbureted engines.
- Recommended engine oil for Rotax 600 EFI engine.
- Facilitates cold starting with low-smoke emissions.

- Ensures maximum protection against wear by keeping the engine parts lubricated and clean.

**NEW 9779447/779447** • 1 qt / 946 ml  
**NEW 9779448/779448** • 1 US gal / 3.785 L

**NEW 9779449/779449** • 2.5 US gal / 9.46 L

### XPS 2T SNOWMOBILE PREMIUM MINERAL OIL



- Powersport formula with premium anti-wear and anti-corrosion additives.
- The carefully balanced additives optimize detergency and lubrication through a broad range of operating temperatures.

- Additional corrosion protection for wet environments and during storage.
- Safe for winter/snowmobile use.

**NEW 9779119/779119** • 1 qt / 946 ml  
**NEW 9779120/779120** • 1 US gal / 3.785 L  
**NEW 9779121/779121** • 2.5 US gal / 9.46 L

**NEW 9779122/779122** • 5 US gal / 18.92 L  
**NEW 9779123/779123** • 55 US gal / 205 L

### XPS 4T OW-20 EXTREME COLD SYNTHETIC OIL



- EXTREME COLD engine oil is state-of-the-art, developed for easier cold starts in the most frigid, harshest winter climates.
- The custom formula promotes fast oil flow from the sump to critical engine components to ease starting.

- Protects 4-stroke snowmobiles, ATVs and power equipment from cold start engine wear.

**NEW 9779145/779145** • 1 qt / 946 ml  
**NEW 9779146/779146** • 1 US gal / 3.785 L

**NEW 9779147/779147** • 5 US gal / 18.92 L  
**NEW 9779148/779148** • 55 US gal / 205 L

### XPS 4T OW-40 SYNTHETIC OIL



- Powersport formula with premium anti-wear and anti-corrosion additives.
- The best choice for high-performance snowmobile, ATV and SXS 4-stroke engines used in cold weather.

- Provides superior engine and transmission protection against heat, rust and corrosion.
- Delivers optimal performance in high and low temperatures.

**NEW 9779139/779139** • 1 qt / 946 ml  
**NEW 9779140/779140** • 1 US gal / 3.785 L

**NEW 9779141/779141** • 5 US gal / 18.92 L  
**NEW 9779142/779142** • 55 US gal / 205 L

**NEW 9779143/779143** • 265 US gal / 1,003 L  
**NEW 9779144/779144** • 330 US gal / 1,249 L

### XPS 4T OW-40 SYNTHETIC OIL CHANGE KIT



- Ultra-convenient "all-in-one" oil change kit saves time and money.
- Includes XPS Synthetic Oil, oil filter, O-rings and washer.

**NEW 9779253/779253** • 600 ACE  
**NEW 9779254/779254** • 900 ACE

**NEW 9779255/779255** • 1200 4-TEC

\* Pricing not available due to pricing fluctuation of oil based products.

## MAINTENANCE PRODUCTS

## OIL FILTER

420956124



- 900 ACE, 900 ACE Turbo, 600 ACE and 1203 engines.

## UNIVERSAL PRE-MIXED COOLANT

NEW 9779149/779149 • 1 qt / 946 ml



- Antifreeze/coolant contains the correct dilution and the necessary additives to prevent corrosion and inhibit cavitation in powersport cooling systems.
- For vehicles that normally use a 2-year antifreeze/coolant (green).

## EXTENDED LIFE PRE-MIXED COOLANT

NEW 9779150/779150 • 1 qt / 946 ml



- Antifreeze/coolant contains the correct dilution and the necessary additives to prevent corrosion and inhibit cavitation in BRP cooling systems.
- Long-life, 5-year formula specially formulated for BRP vehicles.
- Superior heat transfer.
- Ideal replacement for vehicles that normally use a 2-year antifreeze/coolant (green).
- 5 years (orange).

## DOT 4 BRAKE FLUID

NEW 9779151/779151 • 12 fl. oz. / 355 ml



- Meets or exceeds all DOT3 and DOT4 brake fluid requirements.
- High-temperature formula resists fade, and also conditions seals and O-rings in braking systems.

## RACING BRAKE FLUID RS600

NEW 9779152/779152 • 12 fl. oz. / 355 ml



- Exceeds DOT4 brake fluid requirements for extreme conditions and competition use.
- Extreme, 579-degree boiling point temperature is ideal for high-demand competition conditions to combat brake fade.
- Will not harm seals or braking system components.
- Should be added only to a clean/unfilled system to avoid dilution and diminished performance.
- Low-moisture formula slows water vapor absorption through multiple heat cycles.
- Recommended for use in Ski-Doo and Can-Am racing applications.

## PREMIUM MINERAL CHAINCASE OIL

NEW 9779155/779155 • 8.45 fl. oz. / 250 ml



- Made with high-quality mineral oil stock and contains additives to help lubricate and protect chaincases from wear and corrosion.
- Offers excellent lubrication and complete protection for all Ski-Doo snowmobiles with a conventional chaincase.



**SYNTHETIC CHAINCASE OIL****NEW** 9779156/779156 • 12 fl. oz. / 355 ml

- Specially developed for high-performance Ski-Doo models, it represents the best in state-of-the-art chaincase lubrication.
- This multigrade full-synthetic formula flows well at cold temperatures and won't break down at high temperatures.
- Made with additives that protect internal components from wear and corrosion and also conditions seals.
- Not for use in 2-speed snowmobile transmissions on Expedition, Skandic utility models.

**SYNTHETIC GREASE SUSPENSION****NEW** 9779163/779163 • 14 oz./ 400 g

- Designed to work specifically with the components found in Can-Am and Ski-Doo vehicles suspensions.
- It is highly stable and offers optimal lubrication at both extreme cold and high temperatures while protecting suspension components from dirt and moisture, as well as corrosion under extreme washout conditions.

**SYNCHROMESH TRANSMISSION SYNTHETIC OIL****NEW** 9779170/779170 • 24 fl. oz. / 710 ml

- Uses a unique combination of synthetic base stocks and additives that allow higher loads, superior shear stability and reduced oxidation compared to other synthetics and conventional API GL-5 gear oils.
- Its tremendous thermal stability and constant viscosity give exceptional wear protection and superior performance for excellent low-temperature characteristics and improved gear protection at higher temperatures.
- Recommended for use in all Ski-Doo and Lynx synchromesh transmissions requiring 75W-140 API GL-5 gear oils.
- Offers added assurance during extended drain intervals.
- Exceeds API GL-5 specifications.

**ANTI-CORROSIVE LUBRICANT****NEW** 9779166/779166 • US only • 12 oz./ 340 g  
**NEW** 9779167/779167 • Canada only • 12 oz./ 340 g

- Multipurpose lubricant that can also be used to prevent rust, corrosion and moisture intrusion.
- It contains extreme pressure additives that work as an all-around lubricant for just about anywhere lubrication is needed.

**FUEL STABILIZER****NEW** 9779171/779171 • 8 fl. oz. / 236 ml

- Ethanol-compatible and will stabilize fuel in your tank to keep it from breaking down and causing hard starting, throttle hesitation and poor run quality.
- Ethanol attracts moisture, and this product contains powerful anti-corrosion additives to protect fuel system components.
- Prevents problems associated with E10 fuels.

**STORAGE OIL****NEW** 9779173/779173 • 12 oz./ 350 g

- High-performance fogging oil designed to protect internal engine parts from rust and corrosion.
- It coats engine internals throughout the whole storage period and is burned away through combustion when engine is started.
- Protects engines during non-use or storage.
- Burns complete upon start up.



# CARE PRODUCTS

## ALL-PURPOSE CLEANER AND DEGREASER

**NEW 9779328/779328** • 22 fl. oz. / 650 ml  
**NEW 9779329/779329** • 2 qt / 1.89 L



- Ready-to-use formula.
- Cleans toughest dirt and grime.
- Phosphate-free eco-friendly formula.
- Low-foam easy-rinse formula.

## MATTE FINISH WATERLESS CLEANER

**NEW 9779330/779330** • 22 fl. oz. / 650 ml



- Easy waterless use.
- Perfect for matte, flat and denim surfaces.
- Contains no wax or silicone.
- Leaves no unwanted streaks or marks.

## MULTI-SURFACE & GLASS CLEANER

**NEW 9779331/779331** • 22 fl. oz. / 650 ml



- Easy waterless spray and wipe use.
- Polymer formula cleans and protects.
- Contains no wax or silicone.
- Leaves no unwanted streaks or marks.

## BLACK PLASTIC & RUBBER RESTORER

**NEW 9779335/779335** • 7.6 fl. oz. / 225 ml



- Restores plastic, rubber and vinyl.
- Long-lasting formula.
- Protects against UV rays.

## QUICK DETAILER GLOSS ENHANCING

**NEW 9779332/779332** • 4 fl. oz. / 118 ml  
**NEW 9779333/779333** • 16 fl. oz. / 473 ml



- Quick detail spray wax.
- Leaves a high-gloss finish at every wipe.
- Nanotechnology polymer formula.
- Repels dirt.
- No water needed.

## OFF-ROAD FOAMING WASH

**NEW 9779337/779337** • 16 fl. oz. / 473 ml  
**NEW 9779338/779338** • 2 qt / 1.89 L



- Concentrated formula for off-road vehicles, it produces a thick foam to lift dirt and prevent scratching.
- The pH neutral formula is safe for wax and paint sealants.
- Works in pressure washers or by hand.

## MUD & DUST OFF-ROAD WASH

**NEW 9779340/779340** • 33 fl. oz. / 946 ml  
**NEW 9779341/779341** • 2 qt / 1.89 L



- Specially formulated for off-road vehicles, it breaks the bond holding grime and dirt to your vehicle's finish.
- The formula is biodegradable, eco-friendly with no phosphates or corrosive chemicals and is low-foam for easy, quick rinsing.
- Effective on oil, grease and other stubborn grime.
- Safe for use on all surfaces.



# APPAREL

## // APPAREL

<b>165</b>	<i>SIZING CHART</i>	<b>195</b>	<i>BAGS</i>
<b>166</b>	<i>TECHNOLOGY GUIDE</i>	<b>196</b>	<i>BASE LAYERS</i>
<b>178</b>	<i>HELMETS</i>	<b>197</b>	<i>SPORTSWEAR PERFORMANCE</i>
<b>180</b>	<i>GOGGLES</i>	<b>199</b>	<i>SPORTSWEAR PREMIUM</i>
<b>181</b>	<i>RIDING GEAR DEEP SNOW</i>	<b>202</b>	<i>SPORTSWEAR SIGNATURE</i>
<b>185</b>	<i>RIDING GEAR TRAIL</i>	<b>205</b>	<i>HEADWEAR</i>
<b>193</b>	<i>RIDING GEAR UTILITY</i>	<b>207</b>	<i>KIDS AND TEENS</i>
<b>194</b>	<i>BOOTS AND SOCKS</i>	<b>210</b>	<i>PLAY AND LICENSING PRODUCTS</i>
<b>195</b>	<i>TEKVESTS</i>		

# SIZING CHART

## HOW TO MEASURE

- For best results, have someone else take your measurements.
- Measure body in underwear.
- Tape must be snug but not tight.
- If measurements fall between two sizes, order the larger size.

**HEIGHT:** Without shoes, standing with heels and back against a wall.

**HEAD/HELMET:** Around your head, from the center of the forehead, above the ears and over the natural bump at the back of the head.

**ARM LENGTH:** Let the hands hang down on the side in a slightly bent position. Measure from the center of the back of your neck, along the length of your arm, to the wrist.

**CHEST/BUST:** Measure under your arms, around the fullest part of your chest.

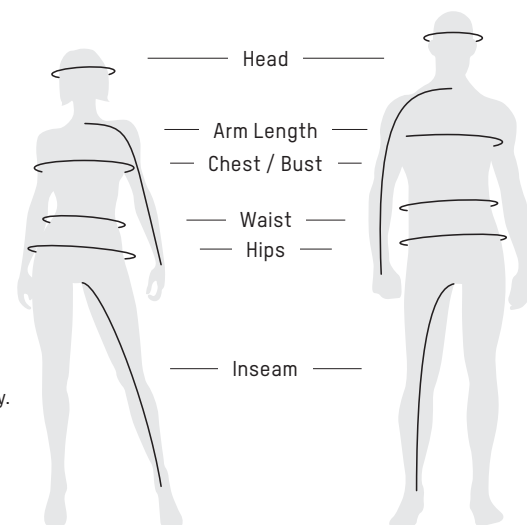
**WAIST:** Measure around your natural waistline, keeping one finger between the tape and body.

**HIPS:** Across the fullest part of the seat.

**INSEAM:** Without shoes, from crotch to the floor.

**GLOVES:** Measure palm width.

**BOOTS:** Foot length from heel to toe.



## // WHAT CODE REPRESENTS YOUR SIZE?

- Find your size.
- The corresponding code is **THE CODE** you use to complete the part number on your order.  
**Example:** 440227\_\_90  
Size: M = Code "06",  
therefore 4402270690

SIZE	CODE	SIZE	CODE	SIZE	CODE	SIZE	CODE	SIZE	CODE	SIZE	CODE
One Size	00	L	09	3XL	17	5	24	13	33	10-12	49
XS	02	LT	10	4XL	18	6	25	14	34	14-16	50
SS	03	XLS	11	4XLT	19	7	27	16	35	S/M	72
S	04	XL	12	5XL	88	8	28	18	78	M/L	91
MS	05	XLT	13	1	20	9	29	3-4	79	L/XL	73
M	06	2XL	14	2	21	10	30	5-6	52		
MT	07	2XLT	15	3	22	11	31	6-8	48		
LS	08	3XL	16	4	23	12	32	7-8	54		

## OUTER, MID & BASE LAYERS + SPORTSWEAR

MEN'S - REGULAR 5'7" - 6'0"											TALL 6'1" - 6'4"						SHORT 5'6" AND BELOW			
	XS	S	M	L	XL	2XL	3XL	4XL	5XL		MT	LT	XLT	2XLT	3XLT	4XLT	SS	MS	LS	XLS
Chest	33-35	35-38	38-41	41-45	45-49	49-53	53-57	57-61	61-65	38-41	41-45	45-49	49-53	53-57	57-61		35-38	38-41	41-45	45-49
Waist	27-29	29-32	32-35	35-39	39-43	43-48	48-52	52-57	57-62	32-35	35-39	39-43	43-48	48-52	52-57		29-32	32-35	35-39	39-43
Hips (Seat)	33-35	35-38	38-41	41-45	45-49	49-53	53-57	57-61	61-65	38-41	41-45	45-49	49-53	53-57	57-61		35-38	38-41	41-45	45-49
Arm Length	30	31	32	33	34	35	35	36	36	33½	34½	35½	36½	36½	37½		29½	30½	31½	32½
Inseam	31	31½	32	32	32	32	32	32	32	34	34	34	34	34	34		29½	30	30	30

LADIES' - REGULAR 5'3" - 5'8"											TALL 5'9" - 6'0"						SHORT 5'2" AND BELOW			
	XS	S	M	L	XL	2XL	3XL	4XL	5XL		MT	LT	XLT				SS	MS	LS	XLS
Chest	32-35	35-37	37-40	40-43	43-47	47-51	51-55	55-59	59-63	37-40	40-43	43-47					35-37	37-40	40-43	43-47
Waist	26-29	29-31	31-34	34-37	37-42	42-46	46-51	51-55	55-60	31-34	34-37	37-42					29-31	31-34	34-37	37-42
Hips (Seat)	35-38	38-40	40-43	43-46	46-50	50-54	54-58	58-62	62-66	40-43	43-46	46-50					38-40	40-43	43-46	46-50
Arm Length	29	30	30	31	31	32	32	33	33	31½	32½	32½					28½	28½	29½	29½
Inseam	30	30	30	30	30	30	30	30	30	32	32	32					28	28	28	28

## JUNIOR

	2	3	4	5	6	7	8	10	12	14	16	18
Height	2'11"	3'2"	3'5"	3'8"	3'11"	4'2"	4'5"	4'8"	4'11"	5'2"	5'5"	5'8"
Chest	21	22	23	24	25	26	27	28½	30	31½	33	35
Waist	20	20½	21	21½	22	22½	23	24	25	26	27	29½
Hips (Seat)	21	22	23	24	25	26	27	28½	30	31½	33	36½
Arm Length	15½	17	18½	20	21½	23	24½	28½	30	31½	33	33½
Inseam	13½	15½	17½	19½	21	22½	24½	26½	28	29½	31	31½

## BOOTS

MEN'S / UNISEX											LADIES'				
	5	6	7	8	9	10	11	12	13		6	7	8	9	10
EU-Unisex Shoes Size	37	38	39.5	41	42	43	44.5	46	47		35.5	37	38	39.5	41
Foot (in.)	9	9½	9½	10	10½	10½	11	11½	11½		8½	9	9½	9½	10
Foot (cm)	23	24	24.5	25.5	26.5	27	28	29	29.5		22	23	24	24.5	25.5

## GLOVES & MITTS

MEN'S							LADIES'						KIDS'				
	XS	S	M	L	XL	2XL	3XL	XS	S	M	L	XL	2XL		2	4	6
Palm (in.)	3	3½	3½	4	4½	5	5½	2½	2½	3	3½	4	4½	Hand circumference (in.)	4½-5	5-5½	5½-5¾
Palm (cm)	7.5	8	9	10	11.5	13	14	6	7	8	9	10	11.5	Hand length (in.)	4-4½	4½-4¾	4¾-5

## HELMETS

MEN'S & LADIES'														
	XS	S	M	L	XL	2XL	3XL		S	M	L		S/M	L/XL
Head (in.)	20½-21½	21½-22	22½-22½	23½-23½	24-24½	24½-25½	25½-25½	Men's	—	6-9½	10-13	Kids	9½-12½	13-3
Head (cm)	53-54	55-56	57-58	59-60	61-62	63-64	65-66	Ladies'	4-8	8½-12	—			



# PYRA HELMET

## // KEY BENEFITS



LIGHTWEIGHT



ACCESSIBLE



DOT AND ECE  
CERTIFIED

## // USAGE

DEEP SNOW,  
RACING

## // PRODUCT PERFORMANCE



WARMTH




AIRFLOW



LIGHTWEIGHT

## // ERT

Energy reduction technology helps absorb the shock in the case of a fall from both direct and rotational impacts.



## // AIRFLOW

Don't sweat the ride with an open chin, removable wind deflector and rear vents.



929041  
YELLOW (10)



929041  
RED (30)



929041  
INDIGO BLUE (82)



929041  
CHARCOAL GREY (07)



929041  
GREY (09)



# EXOME HELMET

## // KEY BENEFITS



HEATED AND  
NON HEATED



FOG FREE



CERTIFIED  
DOT

## // USAGE

TRAIL

## // PRODUCT PERFORMANCE



WARMTH



AIRFLOW



LIGHTWEIGHT



## // MODULARITY

This modular helmet makes it easy for you to talk, eat and ride without taking your helmet off! Open the visor, the chin and the interior mask to adapt to your ride.



## // AIRFLOW

The optimized mask system sucks out the moisture within your helmet for a fog free experience. The vents also allow for you to customize the air intake easily.



## // EXOME



929035  
BLACK (90)



929074  
WHITE (01)

## // EXOME SPORT



929036  
YELLOW (10)



929036  
RED (30)



929036  
INDIGO BLUE (82)



929036  
CHARCOAL GREY (07)



929036  
GREY (09)

## // EXOME SPORT RADIANT



929037  
YELLOW (10)



929037  
RED (30)



929037  
INDIGO BLUE (82)



929037  
CHARCOAL GREY (07)



929037  
GREY (09)



**BC SERIES**BY *ski-doo*

# MADE FOR DEEP SNOW

Our gear is born and tested in the most extreme and legendary environments of British Columbia—the aspirational mecca of big mountain riding for snowmobilers and hybrid users, all around the snowbelt of the Northern Hemisphere.

**3D ENGINEERED  
FIT****ELEMENT  
PROOF****HIGH  
AIRFLOW****sympatex®****3 LAYER FABRIC  
SHELL**

**BC: INSPIRED BY BRITISH COLUMBIA'S  
BACKCOUNTRY, BUILT BEYOND  
CONVENTION.**





## SPORT

## // BC KONA

The Helium design principles inspired the foundation of the collection with a more competitive price.

## MEN'S



## LADIES'



## SPORT VERSATILITY

## // BC KONA +

The Swiss Army Knife of jackets. Customize the features to your riding style and/or lifestyle.

## MEN'S



## PRO COLLECTION

## // BC ASPECT

Max mobility and stretch in a lightweight yet durable 3L design. Engineered in the lab, perfected in the field.

## MEN'S



# BC KONA

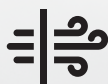


**THE MOST COMPETITIVE 2 LAYER SYMPATEX, ONE PIECE SUIT AND JACKET/  
PANT COMBO. BUILT FOR DEEP SNOW WITH SPECIFIC FIT, FLEX AND FEATURES.**

## // KEY BENEFITS



**ELEMENT  
PROOF**



**HIGH  
AIRFLOW**



**LIGHTWEIGHT**

## // USAGE

**DEEP SNOW  
MOUNTAINS**

## // PRODUCT PERFORMANCE



**WARMTH**



**WATERPROOFNESS**



**BREATHABILITY**



**440932**

**MEN'S BC KONA ONE PIECE SUIT**

BLACK (90), BRICK RED (33), DEEP PURPLE (42), INDIGO BLUE (82)



**440931**

**MEN'S BC KONA JACKET**

ARMY GREEN (77), BLACK (90), DEEP PURPLE (42), INDIGO BLUE (82)



**440943**

**LADIES' BC KONA JACKET**

ARMY GREEN (77), BRICK RED (33), DEEP PURPLE (42)



**441682**

**LADIES' BC KONA HIGHPANTS**

BLACK (90)



**441672**

**MEN'S BC KONA HIGHPANTS**

BLACK (90), DARK NAVY (16), INDIGO BLUE (82)



# BC KONA +

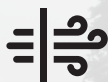


**OUR MOST VERSATILE JACKET IN OUR OFFERING, WITH REMOVABLE POWDER SKIRT, REMOVABLE HOOD, LAZER CUT WRIST GATOR, THIS JACKET IS STYLED SO YOU CAN LOOK GREAT ON AND OFF THE MOUNTAIN.**

## // KEY BENEFITS



**ELEMENT  
PROOF**



**HIGH  
AIRFLOW**



**MULTI-USE**

## // USAGE

**DEEP SNOW  
MOUNTAINS**

## // PRODUCT PERFORMANCE



**WARMTH**



**WATERPROOFNESS**



**BREATHABILITY**



**440959**

**MEN'S BC KONA + JACKET**

BURGUNDY (35), INDIGO BLUE (82), WHISKEY (28)



**446323**

**MEN'S GRIP GLOVES**  
BLACK (90)



**446364**

**MEN'S MOUNTAIN GLOVES**  
BLACK (90)



# BC ASPECT

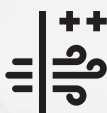


**BUILT BY THE PROS FOR THE PROS. THIS COLLECTION IS EXTREMELY LIGHTWEIGHT AND STRETCHY, THE FIT HAS BEEN FULLY TESTED AND OPTIMIZED FOR EVEN THE MOST HARD CORE DEEP SNOW RIDERS.**

## // KEY BENEFITS



**ELEMENT  
PROOF**



**MAX  
AIRFLOW**



**NO FRILLS  
SHELL**



**MAX  
MOBILITY**

## // USAGE

**DEEP SNOW  
MOUNTAINS**

## // PRODUCT PERFORMANCE



**WARMTH**



**WATERPROOFNESS**



**BREATHABILITY**



**440942**

**MEN'S BC ASPECT ONE PIECE SUIT**

BLACK (90), BRICK RED (33), DEEP PURPLE (42), INDIGO BLUE (82)



**446352**

**MEN'S BC ASPECT  
LONG GLOVES**

BLACK (90)



**446354**

**MEN'S BC ASPECT  
SHORT GLOVES**

BLACK (90)



**440940**

**MEN'S BC ASPECT JACKET**

BLACK (90), BRICK RED (33), DARK NAVY (16), INDIGO BLUE (82)



**441678**

**MEN'S BC ASPECT HIGHPANTS**

BLACK (90), BRICK RED (33)



# sympatex® MEMBRANE

Discover the performance of Sympatex membrane.

**sympatex®**

PERFORMANCE AND  
SUSTAINABILITY  
GO HAND IN HAND

**LIFETIME WARRANTY**

**PTFE-FREE  
AND PFC-FREE  
MEMBRANES  
AND LAMINATES**

**100% RECYCLABLE  
MEMBRANE  
AND LAMINATES**

**100% WINDPROOF  
AND WATERPROOF  
PROTECTION**

**OPTIMALLY  
BREATHABLE**



[WWW.SYMPATEX.COM](http://WWW.SYMPATEX.COM)



## EXO FLOAT SYSTEM

The ExoFloat system is specially designed with strategically placed exoskeleton core panels that assist you in the case of a fall in a body of water.

The system is equipped with drainage panels to drain the water out of the jacket.





# VASA

## // KEY BENEFITS



**FLOTATION  
ASSISTANCE**



**GREAT  
VALUE**



**REFLECTIVE**

## // USAGE

**TRAIL**

## // PRODUCT PERFORMANCE



**WARMTH**



**WATERPROOFNESS**



**BREATHABILITY**



**440934**

**MEN'S VASA JACKET**

BLACK (90), GREEN (70), INDIGO BLUE (82), KHAKI (05)



**441674**

**MEN'S VASA HIGHPANTS**

BLACK (90), DARK NAVY (16)



**440944**

**LADIES' VASA JACKET**

BLACK (90), BURGUNDY (35), DARK NAVY (16)



**441683**

**LADIES' VASA HIGHPANTS**

BLACK (90), DARK NAVY (16)



# EXPEDITION

## // KEY BENEFITS



TEMPERATURE  
REGULATION



WINDPROOF



REINFORCED



REFLECTIVE

## // USAGE

TRAIL  
UTILITY

## // PRODUCT PERFORMANCE



WARMTH



WATERPROOFNESS



BREATHABILITY



440982  
MEN'S EXPEDITION RADIANT JACKET  
CLIM8 TECHNOLOGY  
BLACK (90)



446346  
EXPEDITION RADIANT GLOVES  
CLIM8 TECHNOLOGY  
BLACK (90)



488100  
1 BATTERY PACK  
FOR HEATED GEAR  
BLACK (90)



440964  
MEN'S EXPEDITION JACKET  
BLACK (90), KHAKI (05)



446337  
MEN'S EXPEDITION GLOVES  
BLACK (90), KHAKI (05)



286814  
MEN'S EXPEDITION HIGHPANTS  
BLACK (90), KHAKI (05)





U.S. PATENT NO. 10,721,977

***clim8® IS AN INTELLIGENT HEATED GARMENT, THE AUTONOMOUS HEATING SYSTEM IS INTEGRATED INTO THIS GARMENT AND IS RESPONSIVE TO YOU. SET YOUR IDEAL TEMPERATURE AND LET clim8® DO THE WORK!***



### **3 KEY MESSAGES ABOUT clim8® THE TECHNOLOGY**

#### **intelligent heat**

clim8® autonomous heating system seamlessly integrated in your garment and responsive to you.

#### **smart app control**

for a personalized smart heating experience in real-time thanks to the clim8® mobile app.

#### **design backed by science**

body heat mapping by clim8® lab for optimal thermal comfort

# HELMETS

## HELMETS

### NEW PYRA HELMET

DOT ECE22.06

929041 • XS, S, M, L, XL, 2XL, 3XL

Charcoal Grey **[07]**, Grey **[09]**,  
Indigo Blue **[82]**, Red **[30]**,  
Yellow **[10]**
**Description:**

- Pyra Helmet (DOT/ECE) with plastic Composite shell.

**Features and technologies:**

- 4-year limited warranty.
- Advanced plastic composite shell with rotational impact absorbing system (ERT).
- Adjustable peak system.

- Removable wind deflector.
- Front and rear hi-max air vent system to maximize cooling.
- Removable, washable and replaceable moisture-wicking liner.
- Lightweight double-D chin strap.
- Weight: 1,295 grams for size Large.
- DOT/ECE 2206 certified.

### NEW EXOME HELMET

DOT

929035 • XS, S, M, L, XL, 2XL, 3XL

Black **[90]**

929074 • XS, S, M, L, XL, 2XL, 3XL

White **[01]**
**Description:**

- Exome Helmet (DOT) with plastic Composite shell.

**Features and technologies:**

- 4-year limited warranty.
- Advanced plastic composite shell.
- Modular helmet.
- Breath Evac fog-resistant mask system.

- Dual lens anti-fog visor.
- Offered with amber sun visor for best vision in snow conditions.
- 2 shell sizes for better fit and comfort.
- Quick-release chin strap.
- Eyeglasses ready.
- Includes 5 absorbent pads for the breath Evac mask.
- D.O.T. certified.

### NEW EXOME SPORT HELMET

DOT

929036 • XS, S, M, L, XL, 2XL, 3XL

Charcoal Grey **[07]**, Grey **[09]**,  
Indigo Blue **[82]**, Red **[30]**,  
Yellow **[10]**
**Description:**

- Exome Sport Helmet (DOT) with plastic Composite shell.

**Features and technologies:**

- 4-year limited warranty.
- Advanced plastic composite shell.
- Modular helmet.
- Breath Evac fog-resistant mask system.
- Removeable peak.

- Dual lens anti-fog visor.
- Offered with amber sun visor for best vision in snow conditions.
- 2 shell sizes for better fit and comfort.
- Quick-release chin strap.
- Eyeglasses ready.
- Includes 5 absorbent pads for the breath Evac mask.
- D.O.T. certified.

### NEW EXOME SPORT RADIANT HELMET

DOT

929037 • XS, S, M, L, XL, 2XL, 3XL

Charcoal Grey **[07]**, Grey **[09]**,  
Indigo Blue **[82]**, Red **[30]**,  
Yellow **[10]**
**Description:**

- Exome Sport Radiant Helmet (DOT) with plastic Composite shell.

**Features and technologies:**

- 4-year limited warranty.
- Advanced plastic composite shell.
- Modular helmet.
- Breath Evac fog-resistant mask system.
- Removeable peak.

- Dual lens Radiant electric heated anti-fog visor.
- Offered with amber sun visor for best vision in snow conditions.
- 2 shell sizes for better fit and comfort.
- Quick-release chin strap.
- Eyeglasses ready.
- Includes 5 absorbent pads for the breath Evac mask.
- D.O.T. certified.

## OXYGEN HELMET



929019 • XS, S, M, L, XL, 2XL, 3XL

Black [90], Matte Black [93], White [01]

**Description:**

- Oxygen Helmet (DOT) with M-FORGE Composite shell.

**Features and technologies:**

- 4-year limited warranty.
- Lightweight M-FORGE® Composite shell.
- Sun visor heated chamber.
- Amplified heated visor with pivot contact system.
- Retractable amber sun visor.
- Prescription eyeglasses friendly.
- Adjustable humidity extractor vents.
- Unobstructed panoramic field of vision for an incredible mask-less riding experience.
- Durable anti-fog and anti-scratch coatings.
- NCS System: Reduces noise.
- Robust detents allow precise opening adjustments for airflow.

- Optional front LED utility light.
- Neck skirt to reduce air intrusion.
- Lightweight battery-less rear LED light for added rider safety.
- E LinQ rear magnet connector.
- Unique remote control with visor heat indicators.
- Offered with amber sun visor for best vision in snow conditions.
- Ready to receive communication system.
- Operate all features with gloved hands.
- 2 shell sizes for better fit and comfort.
- Ratcheting quick-release chin strap.
- Recyclable helmet shell for minimal environmental impact.
- Aerodynamic shape to reduce neck fatigue.
- 1,800 g ± for size large.
- D.O.T. certified.

## OXYGEN SE HELMET



929027 • XS, S, M, L, XL, 2XL, 3XL

Army Green [77], Lava Red [17]

**Description:**

- Oxygen SE Helmet (DOT) with M-FORGE Composite shell.

**Features and technologies:**

- 4-year limited warranty.
- Special edition; includes a rear removeable curtain, a vent in the chin curtain for extra airflow, exclusive colors and a softer interior.
- Lightweight M-FORGE® Composite shell.
- Sun visor heated chamber.
- Amplified heated visor with pivot contact system.
- Retractable amber sun visor.
- Prescription eyeglasses friendly.
- Adjustable humidity extractor vents.
- Unobstructed panoramic field of vision for an incredible mask-less riding experience.
- Durable anti-fog and anti-scratch coatings.
- NCS System: Reduces noise.

- Robust detents allow precise opening adjustments for airflow.
- Optional front LED utility light.
- Neck skirt to reduce air intrusion.
- Lightweight battery-less rear LED light for added rider safety.
- E LinQ rear magnet connector.
- Unique remote control with visor heat indicators.
- Offered with amber sun visor for best vision in snow conditions.
- Ready to receive communication system.
- Operate all features with gloved hands.
- 2 shell sizes for better fit and comfort.
- Ratcheting quick-release chin strap.
- Recyclable helmet shell for minimal environmental impact.
- Aerodynamic shape to reduce neck fatigue.
- 1,850 g ± for size large.
- D.O.T. certified.

**NEW** OXYGEN CARBON HELMET

929028 • XS, S, M, L, XL, 2XL, 3XL

Black [90]

**Description:**

- Oxygen Carbon Helmet with M-FORGE carbon composite shell.

**Features and technologies:**

- 4-year limited warranty.
- Lightweight CARBON M-FORGE® Composite shell.
- Sun visor heated chamber.
- Amplified heated visor with pivot contact system.
- Retractable amber sun visor.
- Prescription eyeglasses friendly.
- Adjustable humidity extractor vents.
- Unobstructed panoramic field of vision for an incredible mask-less riding experience.
- Durable anti-fog and anti-scratch coatings.
- NCS System: Reduces noise.
- Robust detents allow precise opening adjustments for airflow.

- Optional front LED utility light.
- Large neck skirt with vent.
- Rear removeable curtain.
- Lightweight battery-less rear LED light for added rider safety.
- E LinQ rear magnet connector.
- Unique remote control with visor heat indicators.
- Offered with amber sun visor for best vision in snow conditions.
- Ready to receive communication system.
- Operate all features with gloved hands.
- 2 shell sizes for better fit and comfort.
- Ratcheting quick-release chin strap.
- Recyclable helmet shell for minimal environmental impact.
- Aerodynamic shape to reduce neck fatigue.
- 1,750 g ± for size large.
- D.O.T. certified.

# GOGGLES

## ORIGINAL



### NEW FLINT RADIANT GOGGLES

448751 • One size

Black [90]

#### Features and technologies:

- Heated Radiant Electric lens.
- Features Injection-molded PC cylindrical lens.
- Anti-scratch, anti-fog performance while provides distortion free vision and enhanced impact resistance.
- Thermo-formed 3 layers face foam offers best fitting.
- No-slip silicone strap keeps goggles in place.
- Removable nose guard for extra deflection against roost and debris.



### SKI-D00 TRENCH GOGGLES

448723 • One size

Black [90], Brick Red [33], Grey [09],  
Indigo Blue [82]

#### Features and technologies:

- Features injection double lens which is anti-scratch, anti-fog and distortion free optics.
- Thermo-formed 3 layers face foam offers best fitting.
- No-slip silicone strap keeps goggles in place.
- Injection-molded PC cylindrical lens provides distortion free vision and enhanced impact resistance.
- A vibrant lens tint with light silver mirror that increase visual acuity in extremely flat and low light conditions.
- Removable nose guard for extra deflection against cold and debris.



### NEW EDGE GOGGLES

448724 • One size

Brick Red [33], Indigo Blue [82],  
Yellow [10]

#### Features and technologies:

- Features Injection-molded PC cylindrical lens.
- Anti-scratch, anti-fog performance while provides distortion free vision and enhanced impact resistance.
- Thermo-formed 3 layers face foam offers best fitting.
- No-slip silicone strap keeps goggles in place.
- Removable nose guard for extra deflection against roost and debris.
- Bonus lens included: A vibrant lens tint with light silver mirror that increase visual acuity in extremely flat and low light conditions.

## NEW XL VERSIONS



### NEW FLINT XL RADIANT GOGGLES

448763 • One size

Black [90]

#### Features and technologies:

- Heated Radiant Electric lens.
- Features Injection-molded PC cylindrical lens.
- Anti-scratch, anti-fog performance while provides distortion free vision and enhanced impact resistance.
- Thermo-formed 3 layers face foam offers best fitting.
- No-slip silicone strap keeps goggles in place.
- Removable nose guard for extra deflection against roost and debris.
- XL version is ideal for colder weather covering more space between the goggle and the helmet.



### NEW SKI-D00 TRENCH XL GOGGLES

448761 • One size

Black [90], Brick Red [33], Grey [09],  
Indigo Blue [82]

#### Features and technologies:

- Features injection double lens which is anti-scratch, anti-fog and distortion free optics.
- Wider thermo-formed 3 layers face foam offers best fitting.
- No-slip silicone strap keeps goggles in place.
- Injection-molded PC cylindrical lens provides distortion free vision and enhanced impact resistance.
- A vibrant lens tint with light silver mirror that increase visual acuity in extremely flat and low light conditions.
- Removable nose guard for extra deflection against cold and debris.
- XL version is ideal for colder weather covering more space between the goggle and the helmet.



### NEW EDGE XL GOGGLES

448762 • One size

Brick Red [33], Indigo Blue [82],  
Yellow [10]

#### Features and technologies:

- Features Injection-molded PC cylindrical lens.
- Anti-scratch, anti-fog performance while provides distortion free vision and enhanced impact resistance.
- Wider thermo-formed 3 layers face foam offers best fitting.
- No-slip silicone strap keeps goggles in place.
- Removable nose guard for extra deflection against roost and debris.
- XL version is ideal for colder weather covering more space between the goggle and the helmet.
- Bonus lens included: A vibrant lens tint with light silver mirror that increase visual acuity in extremely flat and low light conditions.



# RIDING GEAR DEEP SNOW

## JACKETS

### NEW BC KONA JACKET



#### Description and terrain:

- Flexible and versatile shell.
- Use for Deep snow riding.

#### Features and technologies:

- Sympatex membrane 100% waterproof, breathable and windproof.
- 2-ply Sympatex membrane technology with lifetime warranty.
- 100% sealed seams and logos.
- Water-resistant zippers.
- Airflow vents (air in at front, air out at back tricep).
- Powder skirt.

440931 • XS, S, M, L, XL, 2XL, 3XL

Army Green [77], Black [90], Deep Purple [42], Indigo Blue [82]

#### Performance:



#### Key benefits:



- Backpack-friendly underarm venting.
- Offset front zipper for optimal comfort at chin.
- Reflective details for optimized visibility.
- 2 side pockets placed high for avalanche backpack strap.
- 2-way adjustment hood, integrated hood.
- E LinQ system.
- Laser-cut wrist gaiter.
- Inside cell phone pocket.
- Inside beanie pocket.
- Goggle wipe inside chest pocket.
- D-ring.

MEN'S

### NEW BC KONA ONE PIECE SUIT



#### Description and terrain:

- Flexible and versatile shell.
- Use for Deep snow riding.

#### Features and technologies:

- Sympatex membrane 100% windproof, breathable and waterproof.
- 2 ply Sympatex membrane technology with lifetime warranty.
- Reinforcement in Cordura fabric at seat, crotch and bottom hem.
- 100% sealed seams and logos.
- Water-resistant zippers.
- Removable suspenders.
- Backpack-friendly underarm venting and chest vents.

440932 • XS, S, M, L, XL, 2XL, 3XL

Black [90], Brick Red [33], Deep Purple [42], Indigo Blue [82]

#### Performance:



#### Key benefits:



- Collar extension zipper, off-set.
- Reflective details for optimized visibility.
- 2 side pockets placed high for avalanche backpack strap
- Cargo sized pockets with one radio holder, an elastic and a key loop.
- Preshaped knees and sleeves.
- 2-in-1 adjustable and removable hood.
- Laser-cut wrist gaiter.
- Inside cell phone pocket.
- Adjustable waistband.
- Boot gaiters and ankle adjustment.
- D-ring.

LADIES'

### NEW LADIES' BC KONA JACKET



#### Description and terrain:

- Flexible and versatile shell.
- Use for Deep snow riding.

#### Features and technologies:

- Sympatex membrane 100% waterproof, breathable and windproof.
- 2-ply Sympatex membrane technology with lifetime warranty.
- 100% sealed seams and logos.
- Water-resistant zippers.
- Powder skirt.
- Backpack-friendly underarm venting.

440943 • XS, S, M, L, XL, 2XL, 3XL

Army Green [77], Brick Red [33], Deep Purple [42]

#### Performance:



#### Key benefits:



- Offset front zipper for optimal comfort at chin.
- Reflective details for optimized visibility.
- 2 side pockets placed high for avalanche backpack strap.
- 2-way adjustment hood, integrated hood.
- E LinQ system.
- Laser-cut wrist gaiter.
- Inside cell phone pocket.
- Inside beanie pocket.
- Goggle wipe inside chest pocket.
- D-Ring.

## JACKETS

## NEW BC KONA + JACKET

440959 • XS, S, M, L, XL, 2XL, 3XL

Burgundy [35], Indigo Blue [82],  
Whiskey [28]**Description and terrain:**

- Flexible and versatile shell.
- Use for Deep snow riding.

**Features and technologies:**

- Sympatex membrane 100% waterproof, breathable and windproof.
- 2-ply Sympatex membrane technology with lifetime warranty.
- 100% sealed seams.
- 2-in-1 adjustable and removable hood.
- Removable powder skirt.

- Vent system at tricep with waterproof zipper.
- Reflective details for optimized visibility.
- 2 hand pockets for lifestyle use.
- Chest pocket placed high for avalanche backpack strap.
- Pocket on forearm.
- Collar extension zipper, off-set.
- E LinQ system.
- Laser-cut wrist gaiter.
- Inside cell phone pocket.
- Inside beanie pocket.
- D-Ring.

**Performance:**

Waterproofness



Breathability



Warmth

**Key benefits:**

Element Proof



High Airflow



Multi-use

## NEW BC ASPECT JACKET

440940 • XS, S, M, L, XL, 2XL, 3XL

Black [90], Brick Red [33],  
Dark Navy [16], Indigo Blue [82]**Description and terrain:**

- Flexible and versatile top quality shell.
- Use for Deep snow riding.

**Features and technologies:**

- Sympatex Membrane 100% waterproof, breathable and windproof.
- 3 ply Sympatex Toulon membrane technology with lifetime warranty.
- 100% seams and logos sealed.

- 3-way adjustment hood, integrated hood.
- Water resistant zippers.
- Airflow vents (air in at front, air out at back tricep).
- Reflective details for optimized visibility.
- Chest pocket, small pocket on forearm and cell phone pocket inside.
- E LinQ system.
- Collar extension snap with perforation venting holes.
- Hood fit with regular helmet size.
- Inside beanie pocket.
- D-ring.

**Performance:**

Waterproofness



Breathability



Warmth

**Key benefits:**

No-frills shell



Max airflow



Max mobility

## NEW BC ASPECT ONE PIECE SUIT

440942 • XS, S, M, L, XL, 2XL, 3XL

Black [90], Brick Red [33],  
Deep Purple [42], Indigo Blue [82]**Description and terrain:**

- Flexible and versatile shell.
- Use for Deep snow riding.

**Features and technologies:**

- Sympatex Membrane 100% waterproof, breathable and windproof.
- 3 ply Sympatex Toulon membrane technology with lifetime warranty.
- Reinforcement in Cordura fabric at bottom hem.
- 100% sealed seams and logos.
- Water-resistant zippers.
- 3-way adjustment hood, integrated hood.
- Removable suspenders.
- Backpack-friendly underarm venting.
- Airflow vents (air in at front, air out at back tricep).

- Full-length 2-way zipper at side leg.
- Storm gaiters and adjustment at ankle.
- Cargo sized pockets and beacon/radio pockets holder.
- 2 side pockets placed high for avalanche backpack strap and an inside cell phone pocket.
- Reflective details for optimized visibility.
- E LinQ system.
- Articulated sleeves and knees.
- Goggle wipe inside pocket.
- Improved boot strap adjustment and boot hook.
- Adjustable waistband.
- Inside beanie pocket.
- D-Ring.

**Performance:**

Waterproofness



Breathability



Warmth

**Key benefits:**









No-frills shell











Max airflow



Max mobility

MEN'S	<b>MCODE JACKET</b>		440958 • S, M, L, XL, 2XL, 3XL	Black (90), Dark Navy (16), Denim Blue (79)
		<b>Description and terrain:</b> <ul style="list-style-type: none"> <li>3-in-1 construction that combines a shell and a zipped-in puffy jacket.</li> <li>Use for crossover.</li> </ul> <b>Features and technologies:</b> <ul style="list-style-type: none"> <li>100% waterproof, breathable and windproof.</li> <li>200 g of ThermoLoft® insulation in removable puffy jacket.</li> <li>Seams and logos 100% sealed.</li> </ul>	<ul style="list-style-type: none"> <li>360° reflective details for maximum visibility.</li> <li>2-way zipper to improve comfort in sitting position.</li> <li>E LinQ system.</li> <li>Puffer with contrast panels.</li> <li>Reflective elements.</li> <li>Bonded fleece at back collar.</li> <li>Inside cell phone pocket.</li> <li>Laser-cut wrist gaiter.</li> <li>D-Ring.</li> </ul>	<b>Performance:</b>  <b>Waterproofness</b>  <b>Breathability</b>  <b>Warmth</b>
LADIES'	<b>LADIES' MCODE JACKET</b>		440949 • XS, S, M, L, XL, 2XL, 3XL	Dark Navy (16), Deep Purple (42)
		<b>Description and terrain:</b> <ul style="list-style-type: none"> <li>3-in-1 construction that combines a shell and a zipped-in puffy jacket.</li> <li>Use for crossover.</li> </ul> <b>Features and technologies:</b> <ul style="list-style-type: none"> <li>100% waterproof, breathable and windproof.</li> <li>200 g of ThermoLoft® insulation in removable puffy jacket.</li> <li>Seams and logos 100% sealed.</li> </ul>	<ul style="list-style-type: none"> <li>360° reflective details for maximum visibility.</li> <li>2-way zipper to improve comfort in sitting position.</li> <li>E LinQ system.</li> <li>Puffer with contrast panels.</li> <li>Reflective elements.</li> <li>Bonded fleece at back collar.</li> <li>Inside cell phone pocket.</li> <li>Laser-cut wrist gaiter.</li> <li>D-Ring.</li> </ul>	<b>Performance:</b>  <b>Waterproofness</b>  <b>Breathability</b>  <b>Warmth</b>

## HIGHPANTS

MEN'S	<b>NEW BC KONA HIGHPANTS</b>		441672 • XS, S, M, L, XL, 2XL, 3XL	Black (90), Dark Navy (16), Indigo Blue (82)
		<b>Description and terrain:</b> <ul style="list-style-type: none"> <li>Flexible and adaptable shell.</li> <li>Use for Deep snow riding.</li> </ul> <b>Features and technologies:</b> <ul style="list-style-type: none"> <li>2-ply Sympatex membrane with lifetime warranty.</li> <li>Reinforcement in Cordura fabric at seat, crotch and bottom hem.</li> <li>100% sealed seams and logos.</li> <li>Stretch fabric at side bib for extra comfort.</li> <li>Fleece at seat.</li> <li>Shaped knees.</li> </ul>	<ul style="list-style-type: none"> <li>Storm gaiters with boot to lace snap connector.</li> <li>Reinforcement at inner legs, seat, knees, shins and bottom hem for abrasion resistance.</li> <li>2-way knee-high water-resistant side zippers.</li> <li>2-way front zipper.</li> <li>Reflective details for optimized visibility.</li> <li>Cargo pocket with ease pleat.</li> <li>Suspenders with 1 side adjustment.</li> <li>Bib pocket for smaller items.</li> </ul>	<b>Performance:</b>  <b>Waterproofness</b>  <b>Breathability</b>  <b>Warmth</b>
LADIES'	<b>NEW LADIES' BC KONA HIGHPANTS</b>		441682 • XS, S, M, L, XL, 2XL, 3XL	Black (90)
		<b>Description and terrain:</b> <ul style="list-style-type: none"> <li>Flexible and adaptable shell.</li> <li>Use for Deep snow riding.</li> </ul> <b>Features and technologies:</b> <ul style="list-style-type: none"> <li>2-ply Sympatex membrane with lifetime warranty.</li> <li>100% sealed seams and logos.</li> <li>Stretch fabric at side bib for extra comfort.</li> <li>Fleece at seat.</li> <li>Shaped knees.</li> </ul>	<ul style="list-style-type: none"> <li>Storm gaiters with boot to lace snap connector.</li> <li>Reinforcement at inner legs, seat, knees, shins and bottom hem for abrasion resistance.</li> <li>2-way full-length water-resistant side zippers.</li> <li>Reflective details for optimized visibility.</li> <li>1 side drop seat.</li> <li>Cargo pocket with ease pleat.</li> <li>Suspenders with 1 side adjustment.</li> <li>Bib pocket for smaller items.</li> </ul>	<b>Performance:</b>  <b>Waterproofness</b>  <b>Breathability</b>  <b>Warmth</b>

## HIGHPANTS

## NEW BC ASPECT HIGHPANTS

441678 • XS, S, M, L, XL, 2XL, 3XL

Black [90], Brick Red [33]

**Description and terrain:**

- Flexible and adaptable shell.
- Use for Deep snow riding.

**Features and technologies:**

- 3 ply Sympatex Toulon membrane technologies with lifetime warranty.
- Reinforcement in Cordura fabric at bottom hem.
- 100% seams and logos sealed.
- 2 thigh vents.
- Bib pocket, 2 hand pockets & thigh cargo pocket.

- Elastic radio holder in cargo pocket, with webbing loop.
- Waist buckle adjustment.
- Suspenders with 1 side adjustment.
- 2-way full-length side zippers at leg.
- 2-way front zipper.
- Stretch fabric at side bib for extra comfort.
- Storm gaiter, boot hook and adjustment at ankle.

**Performance:**

Waterproofness



Breathability



Warmth

**Key benefits:**

No-frills shell



Max airflow



Max mobility

MEN'S

## HANDWEAR

## MOUNTAIN GLOVES

446364 • S, M, L, XL, 2XL, 3XL

Black [90]

**Description and terrain:**

- Thin glove with good dexterity.
- Use for trail and Deep snow riding.

**Features and technologies:**

- Inside adhesive technology for a better grip control.

- Mild-weather glove.
- Hipora® waterproof, windproof and breathable glove insert.
- Shaped fingers.
- Velcro adjustment for easy sleeve fit.
- Suede at back thumb for lens wipe.
- Conductive leather at index.

**Performance:**

Waterproofness



Dexterity



Warmth

## GRIP GLOVES

446323 • S, M, L, XL, 2XL, 3XL

Black [90]

**Description and terrain:**

- High-performance insulated glove with great grip feel.
- Use for trail and Deep snow riding.

**Features and technologies:**

- 100 g PrimaLoft® Gold to top hand.
- Waterproof, windproof and breathable glove insert.
- Inside adhesive technology for a better grip control, added tactility and dexterity.
- Light insulation at back hand only (85 g PrimaLoft Gold), for warmth without compromising grip.

- Print design on back hand to minimize snow accumulation.
- Rubber finger print for improved grip.
- Fully shaped fingers.
- Boxed fingertips to avoid air infiltration.
- Neoprene wrist with adjustment.
- Padded and reinforced palm.
- Leather palm construction for toughness.
- Suede at back thumb for lens wipe.
- Conductive leather at index.

**Performance:**

Waterproofness



Dexterity



Warmth

## NEW BC ASPECT SHORT GLOVES

446354 • S, M, L, XL, 2XL, 3XL

Black [90]

**Description and terrain:**

- Breathable glove with some insulation perfect for moderate temperatures.
- Use in Deep snow riding.

**Features and technologies:**

- Pittards goat leather - resistant to the elements, stain resistant and durable leather.
- Sympatex fabric 2L.
- Light insulation at back hand (60 g PrimaLoft Gold) and grip taped insulation at palm, for warmth without compromising grip (60 g PrimaLoft Grip Control).

- Waterproof and windproof membrane.
- Xstatic mesh lined for antibacterial and stay dry moisture management.
- Wrist strap adjustment with velcro to fit under a sleeve.
- Extra grip leather at palm and thumb.
- Shaped and articulated fingers for maximum grip control.
- Conductive leather at index for touchscreen.
- Wiper on left index + suede at back thumb for lens wipe.

**Performance:**

Waterproofness



Dexterity



Warmth

MEN'S



MEN'S

**NEW BC ASPECT LONG GLOVES**

446352 • S, M, L, XL, 2XL, 3XL

Black [90]

**Description and terrain:**

- Breathable glove with some insulation perfect for moderate temperatures.
- Use in Deep snow riding.

**Features and technologies:**

- Pittards goat leather - resistant to the elements, stain resistant and durable leather.
- Sympatex fabric 2L.
- Light insulation at back hand (60 g Primaloft Gold) and grip taped insulation at palm, for warmth without compromising grip (60 g Primaloft Grip Control).

- Waterproof and windproof membrane.
- Xstatic mesh lined for antibacterial and stay dry moisture management.
- Wide and long cuff with elastic cord adjustment and puller at hem to fit over the sleeve.
- Inside adhesive technology for a better grip control.
- Shaped and articulated fingers for maximum grip control.
- Conductive leather at index for touchscreen.
- Wiper on left index + suede at back thumb for lens wipe.

**Performance:****Waterproofness****Dexterity****Warmth**

# RIDING GEAR TRAIL

## JACKETS

MEN'S

**NEW VASA JACKET**

440934 • S, M, MT, L, LT, XL, XLT, 2XL, 3XL

Black [90], Green [70], Indigo Blue [82], Khaki [05]

**Description and terrain:**

- New style featuring the Exofloat System.
- Use on trails.

**Features and technologies:**

- Critical seams and logos sealed.
- 200 g insulation + 60g Exo Float technology.
- Fabric performance 5,000 mm/5,000 g.
- Polar fleece at front body and top arms.
- Reflective details on back and sleeves for maximum visibility.

- E LinQ system.
- Underarm vents.
- Inner cuff.
- Brushed knit inside collar.
- Adjustable bottom hem and sleeve cuffs.
- Mesh at hem and as sleeves for water drainage.
- 2 handpockets.
- YKK zippers throughout.
- Inside cell phone pocket.
- D-ring.

**Performance:****Waterproofness****Breathability****Warmth****Key benefits:****Flotation assistance****Great value****Reflective**

LADIES'

**NEW LADIE'S VASA JACKET**

440944 • XS, S, M, L, XL, 2XL, 3XL

Black [90], Burgundy [35], Dark Navy [16]

**Description and terrain:**

- New style featuring the Exofloat System.
- Use on trails.

**Features and technologies:**

- Critical seams and logos sealed.
- 200 g insulation + 60g Exo Float technology.
- Fabric performance 5,000 mm/5,000 g.
- Polar fleece at front body and top arms.
- Reflective details on back and sleeves for maximum visibility.

- E LinQ system.
- Underarm vents.
- Inner cuff.
- Brushed knit inside collar.
- Adjustable bottom hem and sleeve cuffs.
- Mesh at hem and as sleeves for water drainage.
- 2 handpockets.
- YKK zippers throughout.
- Inside cell phone pocket.
- D-ring.

**Performance:****Waterproofness****Breathability****Warmth****Key benefits:****Flotation assistance****Great value****Reflective**

## JACKETS

MEN'S

## X-TEAM JACKET

440937 • XS, S, M, MT, L, LT, XL, XLT, 2XL

442453 • 2XLT, 3XL, 3XLT, 4XL, 5XL

Black (90), Charcoal Grey (07), Dark Navy (16), Heather Charcoal (29), Indigo Blue (82)

**Description and terrain:**

- Warm jacket with a racing look.
- Use on active trails.

**Features and technologies:**

- 100% waterproof, breathable and windproof.
- 200 g of PrimaLoft® Black insulation.
- Fabric performance 10,000 mm/5,000 g.
- 100% seams and logos sealed.
- Radiant Core technology to keep warm.
- Additionnal removable collar to seal air entry.
- 2 handpockets, 1 napoleon pocket with chamois and 1 inner mesh pocket.
- 360° reflective details for maximum visibility.
- Polar fleece at front body and top arms for added warmth.
- Double center front flap insulated for heat retention and wind protection.
- 200 g of PrimaLoft Black insulation.
- E LinQ system wire cable.
- Powder skirt.
- Underarm vent.
- Shaped sleeves.
- Adjustable cuffs with thumb hole gaiter.
- YKK zippers throughout and YKK AquaGuard at hand pockets.
- Inside cell phone pocket.
- Laser-cut wrist gaiter.

**Performance:**

Waterproofness



Breathability



Warmth

**Key benefits:**

Windproof



Reflective



Fleece lined

LADIES'

## LADIES' X-TEAM JACKET

440945 • XS, S, M, L, XL, 2XL, 3XL

Black (90), Dark Navy (16), Deep Purple (42), Heather Charcoal (29)

**Description and terrain:**

- Warm jacket with a racing look.
- Use on trails.

**Features and technologies:**

- 100% waterproof, breathable and windproof.
- 200 g of PrimaLoft® Black insulation.
- Fabric performance 10,000 mm/5,000 g.
- Seams and logos 100% sealed.
- Radiant Core technology to keep warm.
- Additionnal removable collar to seal air entry.
- 2 handpockets, 1 napoleon pocket with chamois and 1 inner mesh pocket.
- 360° reflective details for maximum visibility.
- Polar fleece at front body and top arms for added warmth.
- Double center front flap insulated for heat retention and wind protection.
- E LinQ system wire cable.
- Powder skirt.
- Shaped sleeves.
- Adjustable cuffs.
- Laser-cut wrist gaiter.
- YKK zippers throughout and YKK AquaGuard at hand pockets.
- 2-way zipper at center front.
- Inside cell phone pocket.
- Underarm vent.

**Performance:**

Waterproofness



Breathability



Warmth

**Key benefits:**

Windproof



Reflective



Fleece lined

MEN'S

## RACING JACKET

440933 • XS, S, M, L, XL, 2XL, 3XL

Orange (12)

**Description and terrain:**

- Racing look shell.

**Features and technologies:**

- Softshell-like fabric with windproof, water repellent and breathability properties.
- 2 large pockets at front.
- Watertight YKK zippers throughout.
- Room at upper back for identification.
- 2 front and 1 rear zippered vent.
- Longer back hem.
- Adjustable hem and sleeve hem.
- D-ring.

## WARM-UP COAT

440957 • One size

Black (90)

**Description and terrain:**

- Warm coat to wear over.
- Use by the racing team members.

**Features and technologies:**

- Critical seams and logos sealed.
- Fabric performance 10,000 mm/5,000 g.
- Insulated pre-race overcoat.
- 200 g insulation.
- Hood fits over a Ski-Doo snocross helmet.
- Large handwarmer pockets with fleece lining.

# ABSOLUTE 0 TEAM EDITION JACKET

440939 • S, M, L, XL, 2XL, 3XL

Black with Graphics [94]



## Description and terrain:

- Warmest jacket in our collection.
- Use on trails.

## Features and technologies:

- 100% windproof, waterproof and highly breathable membrane.
- 200 g of PrimaLoft® Gold insulation plus a removable inner liner with 100 g of PrimaLoft® Gold.
- 2 ply Sympatex membrane technology with lifetime warranty.
- 100% seams and logos sealed.

- Radiant Core technology to keep warm.
- Reflective details for optimized visibility.
- Removable hood with clip system.
- Removable and adjustable collar to seal air entry.
- Quadruple center front flaps insulated for heat retention and wind protection.
- E LinQ system.
- Underarm vents.
- 2 handpockets, 1 napoleon pocket with chamois and 1 inner mesh pocket.

- Inside cell phone pocket.
- D-ring.
- YKK zippers.

## Performance:



Waterproofness

Breathability

Warmth

## Key benefits:



Element proof

Max warmth

High airflow

# ABSOLUTE 0 JACKET

440938 • S, M, L, XL, 2XL, 3XL

Black [90], Denim Blue [79], Khaki [05]



## Description and terrain:

- Warmest jacket in our collection.
- Use on trails.

## Features and technologies:

- 100% windproof, waterproof and highly breathable membrane.
- 200 g of PrimaLoft® Gold insulation plus a removable inner liner with 100 g of PrimaLoft® Gold.
- 2 ply Sympatex membrane technology with lifetime warranty.
- 100% seams and logos sealed.

- Radiant Core technology to keep warm.
- Reflective details for optimized visibility.
- Removable hood with clip system.
- Removable and adjustable collar to seal air entry.
- Quadruple center front flaps insulated for heat retention and wind protection.
- E LinQ system.
- Underarm vents.
- 2 handpockets, 1 napoleon pocket with chamois and 1 inner mesh pocket.

- Inside cell phone pocket.
- D-ring.
- YKK zippers.

## Performance:



Waterproofness

Breathability

Warmth

## Key benefits:



Element proof

Max warmth

High airflow

# LADIES' ABSOLUTE 0 TEAM EDITION JACKET

440950 • XS, S, M, L, XL, 2XL, 3XL

Black with Graphics [94]



## Description and terrain:

- Warmest jacket in our collection.
- Use on trails.

## Features and technologies:

- 100% windproof, waterproof and highly breathable membrane.
- 200 g of PrimaLoft® Gold insulation plus a removable inner liner with 100 g of PrimaLoft® Gold.
- 2 ply Sympatex membrane technology with lifetime warranty.
- 100% seams and logos sealed.

- Radiant Core technology to keep warm.
- Reflective details for optimized visibility.
- Removable hood with clip system.
- Removable and adjustable collar to seal air entry.
- Quadruple center front flaps insulated for heat retention and wind protection.
- E LinQ system.
- Underarm vents.
- 2 handpockets, 1 napoleon pocket with chamois and 1 inner mesh pocket.

- Inside cell phone pocket.
- D-ring.
- YKK zippers.

## Performance:



Waterproofness

Breathability

Warmth

## Key benefits:



Element proof

Max warmth

High airflow

# LADIES' ABSOLUTE 0 JACKET

440946 • XS, S, M, L, XL, 2XL, 3XL

Black [90], Brick Red [33], Denim Blue [79]



## Description and terrain:

- Warmest jacket in our collection.
- Use on trails.

## Features and technologies:

- 100% windproof, waterproof and highly breathable membrane.
- 200 g of PrimaLoft® Gold insulation plus a removable inner liner with 100 g of PrimaLoft® Gold.
- 2 ply Sympatex membrane technology with lifetime warranty.
- 100% seams and logos sealed.

- Radiant Core technology to keep warm.
- Reflective details for optimized visibility.
- Removable hood with clip system.
- Removable and adjustable collar to seal air entry.
- Quadruple center front flaps insulated for heat retention and wind protection.
- E LinQ system.
- Underarm vents.
- 2 handpockets, 1 napoleon pocket with chamois and 1 inner mesh pocket.

- Inside cell phone pocket.
- D-ring.
- YKK zippers.

## Performance:



Waterproofness

Breathability

Warmth

## Key benefits:



Element proof















Max warmth

High airflow








MEN'S

LADIES'






























## JACKETS

MEN'S	<b>LEGACY JACKET</b>		440935 • S, M, L, XL, 2XL, 3XL	Black [90], Brick Red [33]
		<p><b>Description and terrain:</b></p> <ul style="list-style-type: none"> <li>• Warm jacket with a heritage look.</li> <li>• Use on trails.</li> </ul> <p><b>Features and technologies:</b></p> <ul style="list-style-type: none"> <li>• 200 g of PrimaLoft® Black insulation plus a removable inner liner with 100 g of PrimaLoft® Silver.</li> <li>• 100% seams and logos sealed.</li> <li>• Fabric performance 10,000 mm/5,000 g.</li> <li>• Radiant Core technology to keep you warm.</li> <li>• Additionnal removable collar to seal air entry.</li> <li>• Reflective details.</li> </ul>	<ul style="list-style-type: none"> <li>• Triple center front insulated flaps for heat retention and wind protection.</li> <li>• 2-way front zipper to improve confort in sitting position.</li> <li>• E LinQ system.</li> <li>• Powder skirt.</li> <li>• YKK zippers throughout.</li> <li>• Underarm vent.</li> <li>• 2 handpockets, 1 chest pocket and 1 napoleon pocket with chamois.</li> <li>• Inside cell phone pocket.</li> <li>• Articulated sleeves.</li> <li>• Adjustable cuffs</li> <li>• Laser-cut wrist gaiter.</li> <li>• D-ring.</li> </ul>	<p><b>Performance:</b></p> <p> <b>Waterproofness</b>  <b>Breathability</b>  <b>Warmth</b></p> <p><b>Key benefits:</b></p> <p> <b>Reflective</b>  <b>Removable lining</b>  <b>Vintage style</b></p>
LADIES'	<b>NEW LADIES' LEGACY JACKET</b>		440960 • XS, S, M, L, XL, 2XL, 3XL	Black [90], Dark Navy [16]
		<p><b>Description and terrain:</b></p> <ul style="list-style-type: none"> <li>• Warm jacket with a heritage look.</li> <li>• Use on trails.</li> </ul> <p><b>Features and technologies:</b></p> <ul style="list-style-type: none"> <li>• 200 g of PrimaLoft® Black insulation plus a removable inner liner with 100 g of PrimaLoft® Silver.</li> <li>• 100% seams and logos sealed.</li> <li>• Fabric performance 10,000 mm/5,000 g.</li> <li>• Radiant Core technology to keep you warm.</li> <li>• Additionnal removable collar to seal air entry.</li> <li>• Reflective details.</li> </ul>	<ul style="list-style-type: none"> <li>• Triple center front insulated flaps for heat retention and wind protection.</li> <li>• 2-way front zipper to improve confort in sitting position.</li> <li>• E LinQ system.</li> <li>• Powder skirt.</li> <li>• YKK zippers throughout.</li> <li>• Underarm vent.</li> <li>• 2 handpockets, 1 chest pocket and 1 napoleon pocket with chamois.</li> <li>• Inside cell phone pocket.</li> <li>• Articulated sleeves.</li> <li>• Adjustable cuffs.</li> <li>• Laser-cut wrist gaiter.</li> <li>• D-ring.</li> </ul>	<p><b>Performance:</b></p> <p> <b>Waterproofness</b>  <b>Breathability</b>  <b>Warmth</b></p> <p><b>Key benefits:</b></p> <p> <b>Reflective</b>  <b>Removable lining</b>  <b>Vintage style</b></p>













## HIGHPANTS

MEN'S	<b>NEW VASA HIGHPANTS</b>		441674 • XS, S, M, L, XL, 2XL, 3XL	Black [90], Dark Navy [16]
		<p><b>Description and terrain:</b></p> <ul style="list-style-type: none"> <li>• New style featuring the Exofloat System.</li> <li>• Use on trails.</li> </ul> <p><b>Features and technologies:</b></p> <ul style="list-style-type: none"> <li>• 200 g of thermal Loft insulation.</li> <li>• 2-way ¾ length side zippers with flap.</li> <li>• Fabric performance 5,000 mm/5,000 g.</li> <li>• Critical seam sealed and logos sealed.</li> <li>• Articulated knees.</li> </ul>	<ul style="list-style-type: none"> <li>• Reinforcement at seat and inner leg.</li> <li>• Storm gaiters with boot snap connector.</li> <li>• ExoFloat System, floating technology.</li> <li>• 2-way zipper at side leg.</li> <li>• Zipped handpockets.</li> <li>• Velcro closure at fly.</li> <li>• Elastic waist at back.</li> <li>• Mesh at bottom hem to quickly drain out water weight.</li> <li>• Adjustable suspenders.</li> </ul>	<p><b>Performance:</b></p> <p> <b>Waterproofness</b>  <b>Breathability</b>  <b>Warmth</b></p> <p><b>Key benefits:</b></p> <p> <b>Flotation assistance</b>  <b>Great value</b>  <b>Reinforced</b></p>











LADIES'	<b>NEW LADIES' VASA HIGHPANTS</b>	<b>441683</b> • XS, S, M, L, XL, 2XL, 3XL	Black [90], Dark Navy [16]
	 <p><b>Description and terrain:</b></p> <ul style="list-style-type: none"> <li>• New style featuring the Exofloat System.</li> <li>• Use on trails.</li> </ul> <p><b>Features and technologies:</b></p> <ul style="list-style-type: none"> <li>• 200 g of thermal Loft insulation.</li> <li>• 2-way ¾ length side zippers with flap.</li> <li>• Fabric performance 5,000 mm/5,000 g.</li> <li>• Critical seam sealed and logos sealed.</li> <li>• Pre-shaped knees.</li> </ul>	<ul style="list-style-type: none"> <li>• Reinforcement at seat and inner leg.</li> <li>• Storm gaiters with boot snap connector.</li> <li>• 5K/5K coating.</li> <li>• ExoFloat System, floating technology.</li> <li>• 2-way zipper at side leg.</li> <li>• Zipped handpockets.</li> <li>• Velcro closure at fly.</li> <li>• Elastic waist at back.</li> <li>• Mesh at bottom hem to quickly drain out water weight.</li> <li>• Adjustable suspenders.</li> </ul>	<p><b>Performance:</b></p> <p> <b>Waterproofness</b>  <b>Breathability</b>  <b>Warmth</b></p> <p><b>Key benefits:</b></p> <p> <b>Flotation assistance</b>  <b>Great value</b>  <b>Reinforced</b></p>
MEN'S	<b>X-TEAM HIGHPANTS</b>	<b>441676</b> • XS, SS, S, MS, M, LS, L, XLS, XL, 2XL <b>442452</b> • MT, LT, XLT, 2XLT, 3XL, 3XLT, 4XL, 4XLT, 5XL	Black [90], Dark Navy [16] Black [90]
	 <p><b>Description and terrain:</b></p> <ul style="list-style-type: none"> <li>• Warm Highpants.</li> <li>• Use on active trails.</li> </ul> <p><b>Features and technologies:</b></p> <ul style="list-style-type: none"> <li>• Highly windproof, waterproof and breathable.</li> <li>• 100% seams and logos sealed.</li> <li>• Fabric performance 5,000 mm/5,000 g.</li> <li>• Polar fleece-lined at seat.</li> </ul>	<ul style="list-style-type: none"> <li>• 200 g of PrimaLoft® Black insulation.</li> <li>• Articulated, preshaped and padded knees.</li> <li>• Adjustable waist.</li> <li>• 2-way full-length waterproof zippers.</li> <li>• Hand pockets with zipper.</li> <li>• Reinforced seat, knees and inner legs.</li> <li>• Storm gaiters.</li> </ul>	<p><b>Performance:</b></p> <p> <b>Waterproofness</b>  <b>Breathability</b>  <b>Warmth</b></p> <p><b>Key benefits:</b></p> <p> <b>Windproof</b>  <b>Built-in protection</b>  <b>Warm seat</b></p>
LADIES'	<b>LADIES' X-TEAM HIGHPANTS</b>	<b>441679</b> • XS, SS, S, MS, M, LS, L, XLS, XL, 2XL, 3XL	Black [90], Dark Navy [16]
	 <p><b>Description and terrain:</b></p> <ul style="list-style-type: none"> <li>• Warm Highpants.</li> <li>• Use on active trails.</li> </ul> <p><b>Features and technologies:</b></p> <ul style="list-style-type: none"> <li>• Highly windproof, waterproof and breathable.</li> <li>• 100% seams and logos sealed.</li> <li>• Fabric performance 10,000 mm/5,000 g.</li> <li>• Polar fleece-lined at seat.</li> </ul>	<ul style="list-style-type: none"> <li>• 200 g of PrimaLoft® Black insulation.</li> <li>• Articulated, preshaped and padded knees.</li> <li>• Adjustable waist.</li> <li>• 2-way full-length waterproof zippers.</li> <li>• Hand pockets with zipper.</li> <li>• Reinforced seat, knees and inner legs.</li> <li>• Storm gaiters.</li> <li>• Integrated drop seat.</li> </ul>	<p><b>Performance:</b></p> <p> <b>Waterproofness</b>  <b>Breathability</b>  <b>Warmth</b></p> <p><b>Key benefits:</b></p> <p> <b>Windproof</b>  <b>Built-in protection</b>  <b>Drop seat</b></p>
MEN'S	<b>SKI-D00 RACING PANTS</b>	<b>441673</b> • XS, S, M, L, XL, 2XL, 3XL	Orange [12]
	 <p><b>Description and terrain:</b></p> <ul style="list-style-type: none"> <li>• Racing look shell.</li> </ul> <p><b>Features and technologies:</b></p> <ul style="list-style-type: none"> <li>• Water-repellent, windproof, flexible and optimally breathable fabric.</li> </ul>	<ul style="list-style-type: none"> <li>• Reinforcement fabric at in-seam and high wear areas.</li> <li>• Higher back and lower front shape for optimal comfort.</li> <li>• Pre-shaped knees.</li> <li>• Extra grip stripes added to seating area.</li> <li>• D-rings at crotch and at waist.</li> </ul>	
MEN'S	<b>ABSOLUTE 0 HIGHPANTS</b>	<b>441677</b> • SS, S, MS, M, LS, L, XLS, XL, 2XL, 3XL	Black [90], Dark Navy [16]
	 <p><b>Description and terrain:</b></p> <ul style="list-style-type: none"> <li>• Warmest Highpants in our lineup.</li> <li>• Use on trails.</li> </ul> <p><b>Features and technologies:</b></p> <ul style="list-style-type: none"> <li>• 2 ply Sympatex membrane technology with lifetime warranty.</li> <li>• 200 g of PrimaLoft® Gold insulation.</li> </ul>	<ul style="list-style-type: none"> <li>• 100% seams and logos sealed.</li> <li>• Polar fleece at seat and crotch for added warmth.</li> <li>• Stretch knit material on sides for additional flexibility.</li> <li>• Pre-shaped and padded knees.</li> <li>• Adjustable waist.</li> <li>• Bib pocket and 2 hand pockets with brushed knit fabric inside.</li> <li>• Storm gaiters.</li> </ul>	<p><b>Performance:</b></p> <p> <b>Waterproofness</b>  <b>Breathability</b>  <b>Warmth</b></p> <p><b>Key benefits:</b></p> <p> <b>Element proof</b>  <b>Max warmth</b>  <b>Built-in protection</b></p>

## HIGHPANTS

LADIES'	<b>LADIES' ABSOLUTE 0 HIGHPANTS</b>		441680 • XS, SS, S, MS, M, LS, L, XLS, XL, 2XL, 3XL	Black (90)
		<b>Description and terrain:</b> <ul style="list-style-type: none"> <li>• Warmest Highpants in our lineup.</li> <li>• Use on trails.</li> </ul> <b>Features and technologies:</b> <ul style="list-style-type: none"> <li>• 2 ply Sympatex membrane technology with lifetime warranty.</li> <li>• 200 g of PrimaLoft® Gold insulation.</li> </ul>	<ul style="list-style-type: none"> <li>• 100% seams and logos sealed.</li> <li>• Polar fleece at seat and crotch for added warmth.</li> <li>• Preshaped and padded knees.</li> <li>• Adjustable waist.</li> <li>• Bib pocket and 2 hand pockets with brushed knit fabric inside.</li> <li>• Storm gaiters.</li> </ul>	<b>Performance:</b> <div>    </div> <b>Waterproofness</b> <b>Breathability</b> <b>Warmth</b>
MEN'S	<b>VOYAGER HIGHPANTS</b>		441675 • S, M, L, XL, 2XL, 3XL	Black (90), Dark Navy (16)
		<b>Description and terrain:</b> <ul style="list-style-type: none"> <li>• Use on trails.</li> </ul> <b>Features and technologies:</b> <ul style="list-style-type: none"> <li>• Highly windproof, waterproof and breathable.</li> <li>• 100% seams and logos sealed.</li> <li>• Fabric performance 10,000 mm/5,000 g.</li> <li>• Preshaped and padded knees.</li> </ul>	<ul style="list-style-type: none"> <li>• Polar fleece at seat and crotch for extra warmth.</li> <li>• 2-way zipper with double flaps at legs.</li> <li>• 200 g of PrimaLoft® Silver insulation.</li> <li>• Elastic at back.</li> <li>• Storm gaiter.</li> <li>• Reinforcement at inner legs, seat and knees for abrasion resistance.</li> <li>• Zippered thigh pocket &amp; chest pocket.</li> </ul>	<b>Performance:</b> <div>    </div> <b>Waterproofness</b> <b>Breathability</b> <b>Warmth</b>
LADIES'	<b>LADIE'S VOYAGER HIGHPANTS</b>		441681 • XS, S, M, L, XL, 2XL, 3XL	Black (90), Grey (09)
		<b>Description and terrain:</b> <ul style="list-style-type: none"> <li>• Use on trails.</li> </ul> <b>Features and technologies:</b> <ul style="list-style-type: none"> <li>• Highly windproof, waterproof and breathable.</li> <li>• 100% seams and logos sealed.</li> <li>• Fabric performance 10,000 mm/5,000 g.</li> <li>• Preshaped and padded knees.</li> <li>• Polar fleece at seat and crotch for extra warmth.</li> </ul>	<ul style="list-style-type: none"> <li>• 2-way zipper with double flaps at legs.</li> <li>• 200 g of PrimaLoft® Silver insulation.</li> <li>• Elastic at back.</li> <li>• Storm gaiter.</li> <li>• Reinforcement at inner legs, seat and knees for abrasion resistance.</li> <li>• Zippered thigh pocket &amp; chest pocket.</li> <li>• Integrated drop seat.</li> </ul>	<b>Performance:</b> <div>    </div> <b>Waterproofness</b> <b>Breathability</b> <b>Warmth</b>

## HANDWEAR

MEN'S	<b>X-TEAM CREW GLOVES</b>		446297 • S, M, L, XL, 2XL, 3XL	Black (90)
		<b>Description and terrain:</b> <ul style="list-style-type: none"> <li>• Soft, durable, flexible and breathable gloves.</li> <li>• Use for trail and Deep snow riding.</li> </ul>	<b>Features and technologies:</b> <ul style="list-style-type: none"> <li>• Stretch wrist for easy in and out.</li> </ul>	<b>Performance:</b> <div>    </div> <b>Waterproofness</b> <b>Dexterity</b> <b>Warmth Non insulated</b>
MEN'S	<b>X-TEAM NYLON GLOVES</b>		446351 • XS, S, M, L, XL, 2XL, 3XL	Black (90), Charcoal Grey (07)
		<b>Description and terrain:</b> <ul style="list-style-type: none"> <li>• Insulated and breathable glove, perfect for active rides.</li> <li>• Use for trail and Deep snow riding.</li> </ul> <b>Features and technologies:</b> <ul style="list-style-type: none"> <li>• Top hand: 200 g PrimaLoft® Gold</li> <li>• Palm: 133 g PrimaLoft® grip control.</li> </ul>	<ul style="list-style-type: none"> <li>• Waterproof, windproof and breathable glove insert.</li> <li>• Naturally moisture-wicking and antimicrobial wool blend lining.</li> <li>• Boxed fingertips to avoid air infiltration.</li> <li>• Grip control technology for a better grip in palm.</li> <li>• Touch screen index finger.</li> <li>• Visor wiper.</li> </ul>	<b>Performance:</b> <div>    </div> <b>Waterproofness</b> <b>Dexterity</b> <b>Warmth</b>

MEN'S

## X-TEAM LEATHER GLOVES

446356 • S, M, L, XL, 2XL, 3XL

Black [90], Charcoal Grey [07],  
Khaki [05]**Description and terrain:**

- Rugged, proven leather construction in a warm insulated glove.
- Use for trail and Deep snow riding.

**Features and technologies:**

- Top hand: 200 g PrimaLoft® Gold
- Palm: 133 g PrimaLoft® grip control.

- Waterproof, windproof and breathable glove insert.
- Naturally moisture-wicking and antimicrobial wool blend lining.
- Boxed fingertips to avoid air infiltration.
- Grip control technology for a better grip in palm.
- Touch screen index finger.
- Visor wiper.

**Performance:**

Waterproofness



Dexterity



Warmth

## ABSOLUTE 0 GLOVES

446317 • XS, S, M, L, XL, 2XL, 3XL

Black [90]

**Description and terrain:**

- Warmest glove in our lineup.
- Use on trails.

**Features and technologies:**

- Top hand: 200 g PrimaLoft® Gold and goose down
- Palm: 133 g PrimaLoft® grip control.
- Ethical goose down insulation.

- Waterproof, windproof and breathable glove insert.
- Naturally moisture-wicking and antimicrobial wool blend lining.
- Boxed fingertips to avoid air infiltration.
- Leather palm and fingers with grip reinforcement.
- Touch screen index finger.
- Nose wipe on thumb.

**Performance:**

Waterproofness



Dexterity



Warmth

## ABSOLUTE 0 MITTS

446318 • XS, S, M, L, XL, 2XL

Black [90]

**Description and terrain:**

- Warmest mitts in our lineup.
- Use on trails.

**Features and technologies:**

- Top hand: 200 g PrimaLoft® Gold and goose down
- Palm: 133 g PrimaLoft® grip control.

- Ethical goose down insulation.
- Waterproof, windproof and breathable glove insert.
- Naturally moisture-wicking and antimicrobial wool blend lining.
- Leather palm and fingers with grip reinforcement.
- Touch screen index finger.
- Nose wipe on thumb.

**Performance:**

Waterproofness



Dexterity



Warmth

## HEADWEAR

UNISEX

## NEW PYRA BALACLAVA

448735 • One size

Black [90]

**Description and terrain:**

- Balaclava with a neoprene face guard for effective moisture exchange to promote breathing in extreme cold.
- Perfect when used with PYRA helmet.
- Use on trails.

**Features and technologies:**

- 65% nylon, 20% polyester, 10% spandex, 5% synthetic.

- Stretch, quick-dry fabric with brushed inner surface.
- Flatlocked seams prevent skin chafing.
- Perfect to use with open face helmets.
- Centered heat transference PYRA logo.
- Mouth guard deflects moisture down and away from goggles.
- Windbreaker fabric around forehead, eyes and neck.

## ULTIMATE TRAIL BALACLAVA

447736 • S/M, L/XL

Black [90]

**Description and terrain:**

- Ultimate balaclava that provides warm, breathability and windproofness.
- Perfect when used with the OXYGEN, EXOME and PYRA helmets.
- Use on trails.

**Features and technologies:**

- 60% polyester, 30% nylon, 10% spandex.
- Waterproof, windproof and breathable fabric at neck.
- Moisture-wicking fabric.
- Elastic channel at sides for contoured fit.

## ACTIVE BALACLAVA SUBLIMATED

448745 • One size

Brick Red [33], Deep Purple [42],  
Hi-Vis Yellow [26]**Description and terrain:**


- Balaclava warm and breathable.
- Use for Deep snow riding.

**Features and technologies:**


- 91% polyester, 9% spandex.
- Stretch, antibacterial fabric with brushed inner surface.
- Moisture-wicking anti-odor treatment.
- Flatlocked seams prevent skin chafing.

## HEADWEAR


UNISEX

<b>NEW COMBO BALACLAVA</b>	448743 • One size	Black (90)
	<b>Description and terrain:</b> <ul style="list-style-type: none"><li>• Warm and breathable balaclava that protects head and neck.</li><li>• Use for Deep snow riding.</li></ul>	<b>Features and technologies:</b> <ul style="list-style-type: none"><li>• 100% polyester.</li><li>• 2 pieces construction that allows a better fit.</li><li>• Top piece allows a better breathability.</li><li>• Bottom piece allows a good protection against the cold.</li><li>• Stretch, antibacterial warming fleece fabric with brushed inner surface.</li><li>• Flatlocked seams prevent skin chafing.</li><li>• Ski-Doo screen print.</li></ul>


MEN'S

<b>NEW ACTIVE BALACLAVA SOLID</b>	448729 • One size	Black (90)
	<b>Description and terrain:</b> <ul style="list-style-type: none"><li>• Balacava that provides warmth and breathability.</li><li>• Use on trails.</li></ul>	<b>Features and technologies:</b> <ul style="list-style-type: none"><li>• 91% polyester, 9% spandex.</li><li>• Stretch, antibacterial fabric with brushed inner surface.</li><li>• Moisture-wicking anti-odor treatment.</li><li>• Flatlocked seams prevent skin chafing.</li><li>• Non-branded.</li></ul>


UNISEX

<b>ACTIVE TUBE</b>	454580 • One size	Black (90), Brick Red (33), White (01)
	<b>Description and terrain:</b> <ul style="list-style-type: none"><li>• Multi-purpose tube to keep warm.</li><li>• Use for trail and Deep snow riding.</li></ul>	<b>Features and technologies:</b> <ul style="list-style-type: none"><li>• 88% polyester, 12% spandex.</li><li>• Stretch and comfortable fabric.</li><li>• 12 different configurations: bandana, headband, balaclava and more.</li></ul>

## TECHNICAL WEAR


UNISEX	NECK GAITOR	447841 • One size	Black (90)
	<div></div> <div><p><b>Description and terrain:</b></p><ul style="list-style-type: none"><li>• Neck gaitor to protect against the cold.</li></ul><p><b>Features and technologies:</b></p><ul style="list-style-type: none"><li>• 100% polyester.</li><li>• Spandex binding and elastic at back for a better fit.</li><li>• Anti-pilling fleece.</li></ul></div>		

## RIDING ACCESSORIES

MEN'S	<b>MAGNETIC FACE SHIELD</b>		<b>447819</b> • One size	Black <b>(90)</b> , Hi-Vis Yellow <b>(26)</b>
	<div></div> <div><b>Description and terrain:</b><ul style="list-style-type: none"><li>• Face shield inspired by deep-snow riders.</li><li>• Use for trail and Deep snow riding.</li></ul></div>		<div><b>Features and technologies:</b><ul style="list-style-type: none"><li>• Magnetic attaches to helmet to protect exposed area under chin.</li><li>• Easily folds to store in pocket, or glove box without taking up valuable storage space.</li><li>• Compatible with XP-X &amp; XC-4 helmet.</li></ul></div>	

## BATTERY AND CHARGER

UNISEX

1 BATTERY PACK FOR HEATED GEAR	488100 • One size	Black (90)
<div><div></div><div><ul style="list-style-type: none"><li>• 1X Lithium ion battery, 7,4V, 3,000mA.</li><li>• Rechargeable.</li></ul></div></div>		
BATTERY CHARGER FOR HEATED GEAR <i>(Not illustrated)</i>	488101 • One size	Black (90)
<div><ul style="list-style-type: none"><li>• Battery Charger with dual output.</li><li>• EU / US interchangeable plugs.</li></ul></div>		



# RIDING GEAR UTILITY

## JACKETS

MEN'S

### NEW EXPEDITION RADIANT JACKET

440982 • S, M, L, XL, 2XL, 3XL

Black (90)


**Description and terrain:**

- Warm utility jacket.
- Use to work around your snowmobile.

**Features and technologies:**

- 200 g of insulation.
- Fabric performance 10,000 mm/5,000 g.
- Under arm vents.
- 8 multi-purpose pockets.
- Detachable hood.

- Wide reflective webbing for maximum visibility.
- Practical carabiner.
- Powder skirt.
- Reinforced elbows and forearms.
- Adjustable collar and wrists.
- Critical seam sealed.
- E LinQ system.
- Clim8 heated technology.
- Includes 1 battery and a charger
- YKK zippers.

**Performance:**


Waterproofness



Breathability



Warmth

**Key benefits:**


Temperature regulation



Cuts Wind



Reinforced

### EXPEDITION JACKET

440964 • S, M, L, XL, 2XL, 3XL

Black (90), Khaki (05)


**Description and terrain:**

- Warm utility jacket.
- Use to work around your snowmobile.

**Features and technologies:**

- 200 g of EcoLoft insulation.
- Fabric performance 10,000 mm/5,000 g.
- Under arm vents.
- 8 multi-purpose pockets.

- Detachable hood.
- Wide reflective webbing for maximum visibility.
- Practical carabiner.
- Powder skirt.
- Reinforced elbows and forearms.
- Adjustable collar and wrists.
- Critical seam sealed.
- E LinQ system.
- YKK zippers.

**Performance:**


Waterproofness



Breathability



Warmth

**Key benefits:**


Cuts Wind



Reinforced



Reflective

## HIGHPANTS

MEN'S

### EXPEDITION HIGHPANTS

286814 • S, M, L, XL, 2XL, 3XL

Black (90), Khaki (05)


**Description and terrain:**

- Warm utility highpants.
- Use to work around your snowmobile.

**Features and technologies:**

- 90% nylon, 10% polyester.
- 200 g of EcoLoft insulation.
- Fabric performance 10,000 mm/5,000 g.
- Water resistant Teflon coating.

- Wide reflective webbing for maximum visibility.
- Reinforced seat and inner legs.
- Fleece-lined seat.
- Storm gaiters.
- 2 wide cargo pockets and 1 chest pocket.
- Suspenders with loop adjustment.
- Pre-shaped padded knees.
- Velcro closure at fly.

**Performance:**


Waterproofness



Breathability



Warmth

**Key benefits:**


Cuts Wind



Reinforced



Reflective

## HANDWEAR

UNISEX

### NEW EXPEDITION RADIANT GLOVES

446346 • XS, S, M, L, XL, 2XL, 3XL

Black (90)


**Description and terrain:**

- Extra warm gloves for comfort in all riding conditions.
- Use for trail and Deep snow riding.

**Features and technologies:**

- Top hand: 200 g PrimaLoft® Gold Palm: 133 g PrimaLoft® Gold.
- Waterproof, windproof and breathable glove insert.

- Moisture-wicking fleece lining.
- Leather palm and fingers with grip reinforcement.
- Touch screen index finger.
- Nose wipe on thumb.
- Clim8 heated technology.
- Includes 2 batteries and a charger.

**Performance:**


Waterproofness







Dexterity






Warmth

## HANDWEAR



MEN'S	EXPEDITION GLOVES	446337 • XS, S, M, L, XL, 2XL, 3XL	Black [90], Khaki [05]
	 <p><b>Description and terrain:</b></p> <ul style="list-style-type: none"> <li>• Extra warm gloves for comfort in all riding conditions.</li> <li>• Use for trail and Deep snow riding.</li> </ul> <p><b>Features and technologies:</b></p> <ul style="list-style-type: none"> <li>• Top hand: 200 g PrimaLoft® Gold</li> <li>• Palm: 133 g PrimaLoft® Gold.</li> </ul>	<ul style="list-style-type: none"> <li>• Waterproof, windproof and breathable glove insert.</li> <li>• Naturally moisture-wicking and antimicrobial wool blend lining.</li> <li>• Leather palm and fingers with grip reinforcement.</li> <li>• Touch screen index finger.</li> <li>• Nose wipe on thumb.</li> </ul>	<p><b>Performance:</b></p> <div>  <p>Waterproofness</p> </div> <div>  <p>Dexterity</p> </div> <div>  <p>Warmth</p> </div>

## BOOTS AND SOCKS

## FOOTWEAR

MEN'S	TEC+ REC BOOTS	444240 • 5, 6, 7, 8, 9, 10, 11, 12, 13	Black [90]
	 <p><b>Description:</b></p> <ul style="list-style-type: none"> <li>• Tec + Rec Boots with tough abrasion resistant-leather outer.</li> </ul>	<p><b>Features and technologies:</b></p> <ul style="list-style-type: none"> <li>• Breathable waterproof membrane.</li> <li>• Limit of comfort temperature range: -40°F to -58°F or -40°C to -50°C*.</li> <li>• Rugged ultra-grip outsole design.</li> <li>• Removable/inner liner.</li> </ul>	
LADIES'	LADIES' TEC+ REC BOOTS	444241 • 6, 7, 8, 9, 10	Black [90]
	 <p><b>Description:</b></p> <ul style="list-style-type: none"> <li>• Ladies' Tec + Rec boots with tough abrasion-resistant leather outer.</li> </ul>	<p><b>Features and technologies:</b></p> <ul style="list-style-type: none"> <li>• Breathable waterproof membrane.</li> <li>• Limit of comfort temperature range: -40°F to -58°F or -40°C to -50°C*.</li> <li>• Rugged ultra-grip outsole design.</li> <li>• Removable/inner liner.</li> </ul>	
UNISEX	TEC+ BOOTS	444253 • 5, 6, 7, 8, 9, 10, 11, 12, 13	Black [90]
	 <p><b>Description:</b></p> <ul style="list-style-type: none"> <li>• Tec + Boots with moisture-wicking inner liner material.</li> </ul> <p><b>Features and technologies:</b></p> <ul style="list-style-type: none"> <li>• Improved comfort and flex.</li> <li>• Removable insole.</li> <li>• Unisex, smaller sizes added for ladies.</li> <li>• Kevlar-reinforced laces.</li> </ul>	<p><b>Features and technologies:</b></p> <ul style="list-style-type: none"> <li>• 600 g PrimaLoft ECO FOOTWEAR insulation for maximum comfort.</li> <li>• Leather outer layer incorporates HydroGuard® waterproof membrane.</li> <li>• Tapered rear shape for better achilles and ankle support.</li> <li>• Abrasion- and impact-resistant ice breaker toe piece.</li> <li>• Aggressive, durable anti-slip outsole for running board traction.</li> </ul>	

## SOCKS

UNISEX	ACTIVE LIGHTWEIGHT SOCKS	444254 • S, M, L	Brick Red [33], Hi-Vis Yellow [26], Indigo Blue [82]
	 <p><b>Description:</b></p> <ul style="list-style-type: none"> <li>• Active lightweight socks perfect to keep the warmth.</li> </ul>	<p><b>Features and technologies:</b></p> <ul style="list-style-type: none"> <li>• Ventilation channels for a maximal breathability.</li> <li>• Reinforced toe and heel in PrimaLoft and wool.</li> <li>• Elastic fabric for comfort.</li> </ul>	
UNISEX	THERMAL HEAVYWEIGHT SOCKS	444255 • S, M, L	Charcoal Grey [07], Dark Navy [16]
	 <p><b>Description:</b></p> <ul style="list-style-type: none"> <li>• Warmest sock of our lineup.</li> </ul>	<p><b>Features and technologies:</b></p> <ul style="list-style-type: none"> <li>• Elastic fabric to ensure comfort.</li> <li>• Ventilation channels for a maximal breathability.</li> <li>• Thick fabric to keep the warmth.</li> </ul>	

UNISEX

**NEW PERFORMANCE MIDWEIGHT SOCKS**

454597 • S, M, L

Brick Red [33], Hi-Vis Yellow [26],  
Raspberry [39]**Description:**

- Performance sock with X-Team flavour.

**Features and technologies:**

- Elastic fabric to ensure comfort.
- Reinforcement in wool for durability.
- Ski-Doo and X logos.

# TEKVEST

UNISEX

**SKI-DOO TRAILMASTER TEKVEST**

469308 • XS, S, M, L, XL

469309 • 2XL, 3XL

Grey [09]

**Description:**

- Ski-Doo TrailMaster TekVest.

**Features and technologies:**

- Zip-up fleece collar.

- 2 body-heated pockets are roomy enough to hold up to 4 smart phones/battery boosters in a vertical position. A perfect spot for a small wallet, a trail map or special medication.
- Insulated on the outside with a reflective aluminium layer.
- Quick attach points included for optional shoulder pads.

# BAGS

UNISEX

**SKI-DOO STAND-UP ROLLER GEAR BAG**

469319 • One size

Black [90]

**Description:**

- Ski-Doo Stand-Up Roller Gear Bag with heavy-duty polyester material.

**Features and technologies:**

- Structural skeleton ensures stand-up stability when loaded or unloaded.

- Waterproof cover included for extra protection against the elements.
- Compartmentalized design places helmets, goggles, boots and your gear in dedicated zones.
- Heavy duty 900D polyester material.
- 140-liter capacity.
- Dimensions: 85 cm x 47 cm x 40 cm

**SKI-DOO GEAR BAG 90 L**

469321 • One size

Black [90]

**Description:**

- Ski-Doo Gear Bag 90L.

**Features and technologies:**

- Large main compartment with easy access to all gear.
- Large separated boot pocket.
- Zippered accessory pocket.

- Easy grab handles for transport.
- Detachable shoulder strap.
- Heavy-duty reinforced base.
- 900 D polyester.
- 90-liter capacity.
- Dimensions: 75 cm x 40 cm x 40 cm.

**SKI-DOO DUFFLE BACKPACK**

469322 • One size

Black [90]

**Description:**

- Ski-Doo Duffle Backpack.

**Features and technologies:**

- Duffle bag with shoulder strap, can transform into a backpack.

- Adjustable shoulder and chest straps.
- Bottle holder.
- Foam padding on straps for comfort.
- 900 D polyester.
- 45-liter capacity.
- Dimensions: 65 cm x 28 cm x 30 cm.

**SKI-DOO LAPTOP BACKPACK**

469323 • One size

Black [90]

**Description:**

- Ski-Doo Laptop Backpack.








**Features and technologies:**

- Laptop/tablet pocket holds up to 15" laptop.
- Fleece lined sunglasses pocket.

- Adjustable shoulder and chest straps.
- Organization pocket with key clip.
- Foam padding on straps and back for comfort.
- Carry-on slider.
- Water bottle side pouch.
- 900 D polyester.

# BASE LAYERS

## UNDERWEAR

UNISEX	<b>NEW ONE PIECE SUIT INSULATED LINER</b>		454623 • XS, S, M, L, XL, 2XL, 3XL	Black (90)
		<b>Description:</b> <ul style="list-style-type: none"> <li>Under shell one-piece.</li> <li>Use for Deep snow riding.</li> </ul>	<b>Features and technologies:</b> <ul style="list-style-type: none"> <li>100% polyester mesh.</li> <li>Insulation: 120 gsm.</li> <li>Moisture-wicking mesh lining.</li> <li>Chest pocket.</li> <li>Stretch gussets at shoulders and lower back for a better flexibility.</li> <li>Drop seat.</li> </ul>	
MEN'S	<b>MERINO BLEND BASE LAYER (TOP)</b>		454377 • S, M, L, XL, 2XL, 3XL	Black (90)
		<b>Description:</b> <ul style="list-style-type: none"> <li>Warm and breathable base layer.</li> <li>Use for Deep snow riding.</li> </ul>	<b>Features and technologies:</b> <ul style="list-style-type: none"> <li>70% merino wool, 30% nylon.</li> <li>Permanent anti-odor performance.</li> <li>Moisture-wicking.</li> <li>Body temperature regulator.</li> </ul>	
	<b>MERINO BLEND BASE LAYER (BOTTOM)</b>		454378 • S, M, L, XL, 2XL, 3XL	Black (90)
		<b>Description:</b> <ul style="list-style-type: none"> <li>Warm and breathable base layer.</li> <li>Use for Deep snow riding.</li> </ul>	<b>Features and technologies:</b> <ul style="list-style-type: none"> <li>70% merino wool, 30% nylon.</li> <li>Permanent anti-odor performance.</li> <li>Moisture-wicking.</li> <li>Body temperature regulator.</li> <li>Elastic waist band.</li> </ul>	
	<b>THERMAL BASE LAYER (TOP)</b>		454376 • S, M, L, XL, 2XL, 3XL	Black (90), Charcoal Grey (07)
		<b>Description:</b> <ul style="list-style-type: none"> <li>Warm base layer.</li> <li>Use on trails.</li> </ul>	<b>Features and technologies:</b> <ul style="list-style-type: none"> <li>95% polyester, 5% spandex.</li> <li>Made of high-filament polyester enhanced by slight brushing to provide softness and warmth.</li> <li>Mesh paneled under arms for better ventilation and accelerated drying.</li> <li>Antimicrobial.</li> </ul>	
	<b>THERMAL BASE LAYER (BOTTOM)</b>		454374 • S, M, L, XL, 2XL, 3XL	Black (90)
		<b>Description:</b> <ul style="list-style-type: none"> <li>Warm base layer.</li> <li>Use on trails.</li> </ul>	<b>Features and technologies:</b> <ul style="list-style-type: none"> <li>95% polyester, 5% spandex (brushed).</li> <li>Made of high-filament polyester enhanced by slight brushing to provide softness and warmth.</li> <li>Antimicrobial.</li> </ul>	
LADIES'	<b>LADIES' MERINO BASE LAYER (TOP)</b>		454379 • XS, S, M, L, XL, 2XL, 3XL	Black (90)
		<b>Description:</b> <ul style="list-style-type: none"> <li>Warm and breathable base layer.</li> <li>Use for Deep snow riding.</li> </ul>	<b>Features and technologies:</b> <ul style="list-style-type: none"> <li>70% merino wool, 30% nylon.</li> <li>Permanent anti-odor performance.</li> <li>Moisture-wicking.</li> <li>Body temperature regulator.</li> </ul>	
	<b>LADIES' MERINO BASE LAYER (BOTTOM)</b>		454380 • XS, S, M, L, XL, 2XL, 3XL	Black (90)
		<b>Description:</b> <ul style="list-style-type: none"> <li>Warm and breathable base layer.</li> <li>Use for Deep snow riding.</li> </ul>	<b>Features and technologies:</b> <ul style="list-style-type: none"> <li>70% merino wool, 30% nylon.</li> <li>Permanent anti-odor performance.</li> <li>Moisture-wicking.</li> <li>Body temperature regulator.</li> <li>Elastic waist band.</li> </ul>	



LADIES'

## LADIES' THERMAL BASE LAYER (TOP)

454375 • XS, S, M, L, XL, 2XL, 3XL

Black (90), Charcoal Grey (07)

**Description:**

- Warm base layer.
- Use on trails.

**Features and technologies:**

- 95% polyester, 5% spandex.
- Made of high-filament polyester enhanced by slight brushing to provide softness and warmth.
- Mesh paneled under arms for better ventilation and accelerated drying.
- Antimicrobial.

## LADIES' THERMAL BASE LAYER (BOTTOM)

454373 • XS, S, M, L, XL, 2XL, 3XL

Black (90)

**Description:**

- Warm base layer.
- Use on trails.

**Features and technologies:**

- 95% polyester, 5% spandex.
- Made of high-filament polyester enhanced by slight brushing to provide softness and warmth.
- Antimicrobial.

## SPORTSWEAR PERFORMANCE

## FLEECE

MEN'S

## X-TEAM MICRO-FLEECE

454579 • S, M, L, XL, 2XL, 3XL

Black (90), Heather Charcoal (29), Indigo Blue (82)

**Description:**

- Mid weight microfleece excellent for warmth as a second layer.

**Features and technologies:**

- 96% polyester, 4% spandex.
- Moisture-wicking fabric.
- Zippered hand pockets.

## SNO-X ZIP-UP FLEECE

454605 • S, M, L, XL, 2XL, 3XL

Black (90), Charcoal Grey (07), Green (70), Grey (09)

**Description:**

- Heavy weight fleece for maximum warmth.

**Features and technologies:**

- 96% polyester, 4% spandex.
- Adjusted fit.
- 2 side pockets.
- Thumb hole.

LADIES'

## LADIES' X-TEAM MICRO-FLEECE

454601 • XS, S, M, L, XL, 2XL, 3XL

Black (90), Dark Navy (16), Heather Charcoal (29)

**Description:**

- Mid weight microfleece excellent for warmth as a second layer.

**Features and technologies:**

- 96% polyester, 4% spandex.
- Moisture-wicking fabric.
- Zippered hand pockets.
- Ski-Doo embossed binding at collar, cuff and hem.

## LADIES' SNO-X ZIP-UP

454603 • XS, S, M, L, XL, 2XL, 3XL

Black (90), Dark Navy (16), Deep Purple (42)

**Description:**

- Heavy weight fleece for maximum warmth.

**Features and technologies:**


- 96% polyester, 4% spandex.
- Adjusted fit.
- 2 side pockets.
- Thumb hole.

## JERSEYS

MEN'S

NEW

X-TEAM RACE JERSEY



Description:

Semi-fitted V-neck jersey.

Features and technologies:

100% polyester.

Quick-dry fabric.

454604

• S, M, L, XL, 2XL

Blue **[80]**, White **[01]**

• Antibacterial, moisture-wicking fabric.

• Sublimated print.

• Rib at collar and cuffs.


• Underarm gussets for ease of movements.

• Jersey longer at back to easily enter it in riding pants.

LADIES'

NEW

LADIES' X-TEAM RACE JERSEY



Description:

Semi-fitted V-neck jersey.

Features and technologies:

100% polyester.

Quick-dry fabric.

454622

• S, M, L, XL, 2XL

Dark Navy **[16]**, Deep Purple **[42]**

• Antibacterial, moisture-wicking fabric.


• Sublimated print.

• Rib at collar and cuffs.

• Underarm gussets for ease of movements.




• Jersey longer at back to easily enter it in riding pants.

## PIT SHIRTS

MEN'S	MEN'S SKI-DOO PIT SHIRT	454576 • S, M, L, XL, 2XL, 3XL	Charcoal Grey [07]
		<p><b>Description:</b></p> <ul style="list-style-type: none"><li>• Ski-Doo Pit shirt perfect to wear when working around your snowmobile.</li></ul> <p><b>Features and technologies:</b></p> <ul style="list-style-type: none"><li>• 65% polyester, 32% cotton, 3% spandex.</li><li>• Teflon fabric protector; protects from stains.</li></ul>	<ul style="list-style-type: none"><li>• Chest pocket.</li><li>• Back pleats for ease of movement.</li><li>• Back loop to hang shirt.</li><li>• Ski-Doo logo on left chest.</li><li>• Sponsors logos on right chest.</li></ul>

## T-SHIRTS

MEN'S

<div>NEW PERFORMANCE LS TEE</div>	<div>454574 • S, M, L, XL, 2XL, 3XL</div>	<div>Black (90), Charcoal Grey (07)</div>
<div></div>	<div><div>Description:</div><ul style="list-style-type: none"><li>Durable long sleeves Performance T-Shirt.</li></ul><div>Features and technologies:</div><ul style="list-style-type: none"><li>86% coconut polyester, 16% spandex.</li><li>Relaxed fit.</li><li>Raglan sleeve.</li></ul></div>	<div><ul style="list-style-type: none"><li>Moisture-wicking, to stay dry and comfortable.</li><li>Naturally anti-odor.</li><li>Antimicrobial.</li><li>UV protection.</li><li>Reflective heat transfer logo at center back.</li></ul></div>
<div>MEN'S X-TEAM T-SHIRT</div>	<div>454606 • S, M, L, XL, 2XL, 3XL</div>	<div>Black (90), Indigo Blue (82), Red (30)</div>
<div></div>	<div><div>Description:</div><ul style="list-style-type: none"><li>X-Team short sleeves T-Shirt.</li></ul></div>	<div><div>Features and technologies:</div><ul style="list-style-type: none"><li>100% cotton.</li><li>X-team artwork at front.</li><li>Crew neck.</li></ul></div>
<div>NEW LADIES' PERFORMANCE LS TEE</div>	<div>454602 • XS, S, M, L, XL, 2XL</div>	<div>Dark Navy (16), Raspberry (39)</div>
<div></div>	<div><div>Description:</div><ul style="list-style-type: none"><li>Durable long sleeves Performance T-Shirt.</li></ul><div>Features and technologies:</div><ul style="list-style-type: none"><li>86% coconut polyester, 16% spandex.</li><li>Relaxed fit.</li></ul></div>	<div><ul style="list-style-type: none"><li>Moisture-wicking, to stay dry and comfortable.</li><li>Naturally anti-odor.</li><li>Antimicrobial.</li><li>UV protection.</li><li>Reflective heat transfer logo at center back.</li></ul></div>

LADIES'

# SPORTSWEAR PREMIUM

## CASUALWEAR

MEN'S

### MEN'S SKI-DOO TURTLENECK

454381 • S, M, L, XL, 2XL, 3XL

Black [90], Heather Grey [27]


**Description:**

- Ski-Doo Turtleneck with stretch fabric.

**Features and technologies:**

- 90% polyester, 10% spandex.
- Moisture-wicking, anti-microbial treatment & anti-pilling.
- Ski-Doo embroidery logo on collar.

### SKI-DOO OVERSHIRT

454613 • S, M, L, XL, 2XL, 3XL

Beige [02], Dark Navy [16]


**Description:**

- Classic warm Overshirt.

**Features and technologies:**

- 100% cotton.

- Front opening with press buttons branded Ski-Doo.
- Bonded fleece.
- 2 chest pockets.
- 2 hand pockets.
- Ski-Doo suede patch.

### CLUB HOUSE SWEATER

454583 • S, M, L, XL, 2XL

Charcoal Grey [07],  
Denim Blue [79]
**Description:**

- Heritage look sweater.

**Features and technologies:**

- 60% cotton, 40% acrylic.
- Half-zip.
- Ski-Doo suede patch on sleeve.

### FLANNEL SHIRT

454575 • S, M, L, XL, 2XL, 3XL

Beige [02], Brick Red [33]


**Description:**

- Warm and comfortable Flannel shirt.

**Features and technologies:**

- 100% cotton.
- 4-hole plastic side engraved buttons.
- Corduroy inside stand collar.
- Ski-Doo suede patch on sleeve.

LADIES'

### LADIES FAIR ISLE SWEATER

454562 • S, M, L, XL, 2XL

Dark Navy [16], Grey [09]


**Description:**

- Sweater for ladies.

**Features and technologies:**

- 100% acrylic.
- Ski-Doo woven label on left bottom side.

### LADIES' SKI-DOO TURTLENECK

454472 • XS, S, M, L, XL, 2XL, 3XL

Black [90], Heather Grey [27]


**Description:**

- Ski-Doo Turtleneck with stretch fabric.

**Features and technologies:**

- 90% polyester, 10% spandex.
- Moisture-wicking, anti-microbial treatment & anti-pilling.
- Ski-Doo embroidery logo on collar.

### NEW LADIES' SKI-DOO OVERSHIRT

454598 • XS, S, M, L, XL, 2XL

Dark Navy [16]


**Description:**

- Ladies Plaid flannel overshirt.

**Features and technologies:**

- 75% polyester, 17% acrylic, 4% polyamide, 2% viscose, 2% wool.

- Front opening with press buttons branded Ski-Doo.
- 2 chest pockets.
- 2 hand pockets.

## FLEECE

MEN'S

## NEW MID-LAYER FLEECE

454577 • S, M, L, XL, 2XL, 3XL

Charcoal Grey [07],  
Denim Blue [79], Khaki [05]**Description:**

- Semi-fitted zipped sweatshirt.
- Use everyday and as a mid layer on trails.

**Features and technologies:**

- 100% polyester with anti-microbial.
- Heavy weight fleece for maximum warmth.
- Zipped pocket at arm.
- Ski-Doo embroidery logo at front chest.
- 2 zipped hand pockets.

## NEW FLEECE VEST ZIP-UP

454612 • S, M, L, XL, 2XL, 3XL

Charcoal Grey [07],  
Denim Blue [79]**Description:**

- Perfect mix of warmth and mobility.
- Use everyday and as a mid layer on trails.

**Features and technologies:**

- 100% polyester with anti-microbial.
- Heavy weight fleece for maximum warmth.
- Ski-Doo embroidery logo at front chest.
- 2 zipped hand pockets.

## NEW LADIES' SHERPA FLEECE

454586 • XS, S, M, L, XL, 2XL, 3XL

Pink [36], Sand [03]

**Description:**

- Fleece made of sherpa to keep you warm and cozy in style.

**Features and technologies:**

- 100% polyester.
- Ski-Doo embroidered logo at chest.
- 1 chest pocket and 2 hands pockets.
- Elastic binding at cuffs and hem.

## NEW LADIES' MID-LAYER FLEECE

454625 • XS, S, M, L, XL, 2XL

Dark Navy [16], Deep Purple [42]

**Description:**

- Semi-fitted sweatshirt.
- Use everyday and as a mid layer on trails.

**Features and technologies:**

- 100% polyester with anti-microbial.
- Heavy weight fleece for maximum warmth.
- Adjusted fit.
- Ski-Doo embroidery logo at front chest.
- 2 zipped hand pockets.

## NEW LADIES' FLEECE VEST ZIP-UP

454621 • XS, S, M, L, XL, 2XL

Dark Navy [16], Deep Purple [42]

**Description:**

- Perfect mix of warmth and mobility.
- Use everyday and as a mid layer on trails.

**Features and technologies:**

- 100% polyester with anti-microbial.
- Heavy weight fleece for maximum warmth.
- Adjusted fit.
- Ski-Doo embroidery logo at front chest.
- 2 zipped hand pockets.

LADIES'

## POLOS

MEN'S

## NEW MEN'S SKI-DOO TECH POLO

454582 • S, M, L, XL, 2XL, 3XL

Black [90], Charcoal Grey [07],  
Grey [09]**Description:**

- Short sleeve tech polo.

**Features and technologies:**

- 95% polyester, 5% spandex.

- Quick-dry and moisture-wicking.
- 4-hole plastic embossed buttons.
- Ski-Doo silver print logo at back.
- Ski-Doo label at chest.

## SWEATSHIRTS

MEN'S

## NEW MEN'S PREMIUM PULLOVER HOODIE

454570 • S, M, L, XL, 2XL, 3XL

Black [90], Heather Charcoal [29],  
Khaki [05]**Description:**




- Comfortable Premium Pullover hoodie.

**Features and technologies:**





- 72% cotton, 23% polyester, 5% spandex.

- One side brushed fleece.
- Handwarmer kangaroo pocket.
- 3D heat transfer Ski-Doo logo.
- Rib at cuff and hem.



MEN'S	<b>NEW MEN'S PREMIUM ZIP-UP HOODIE</b>	454569 • S, M, L, XL, 2XL, 3XL	Charcoal Grey (07), Denim Blue (79), Heather Grey (27)
	 <p><b>Description:</b></p> <ul style="list-style-type: none"> <li>Semi-fitted hooded sweatshirt with zip-up.</li> </ul> <p><b>Features and technologies:</b></p> <ul style="list-style-type: none"> <li>72% cotton, 23% polyester, 5% spandex.</li> <li>One side brushed fleece.</li> <li>Handwarmer kangaroo pocket.</li> <li>Ski-Doo artwork at back.</li> <li>3D heat transfer Ski-Doo logo at left chest.</li> <li>Rib at cuff and hem.</li> </ul>		
LADIES'	<b>NEW WOMEN'S PREMIUM PULLOVER HOODIE</b>	454578 • S, M, L, XL, 2XL, 3XL	Deep Purple (42), Heather Grey (27)
	 <p><b>Description:</b></p> <ul style="list-style-type: none"> <li>Comfortable Premium Pullover hoodie.</li> </ul> <p><b>Features and technologies:</b></p> <ul style="list-style-type: none"> <li>72% cotton, 23% polyester, 5% spandex.</li> <li>One side brushed fleece.</li> <li>Handwarmer kangaroo pocket.</li> <li>3D embossed artwork at left chest.</li> <li>Rib at cuff and hem.</li> </ul>		
LADIES'	<b>NEW WOMEN'S PREMIUM ZIP-UP HOODIE</b>	454594 • XS, S, M, L, XL, 2XL, 3XL	Black (90), Burgundy (35)
	 <p><b>Description:</b></p> <ul style="list-style-type: none"> <li>Semi-fitted hooded sweatshirt with zip-up.</li> </ul> <p><b>Features and technologies:</b></p> <ul style="list-style-type: none"> <li>72% cotton, 23% polyester, 5% spandex.</li> <li>Split, inset kangaroo hand pocket.</li> <li>Hood with drawstring adjustments.</li> <li>Rib at cuff and hem.</li> </ul>		

## TECHNICAL WEAR

MEN'S	<b>PUFFER JACKET</b>	454571 • S, M, L, XL, 2XL, 3XL	Black (90), Charcoal Grey (07), Dark Navy (16), Khaki (05)
	 <p><b>Description:</b></p> <ul style="list-style-type: none"> <li>Use everyday.</li> </ul> <p><b>Features and technologies:</b></p> <ul style="list-style-type: none"> <li>100% stretchable polyester.</li> <li>Use as a light jacket for cool dry weather or as a very warm mid layer.</li> </ul> <p><b>Features and technologies:</b></p> <ul style="list-style-type: none"> <li>Drawcord hem adjustment in pockets.</li> <li>Down-like insulation with high compression.</li> <li>Shaped sleeves.</li> <li>Removable hood.</li> <li>Inside chest pocket for cellphone.</li> </ul>		
MEN'S	<b>CLASSIC SOFTSHELL JACKET</b>	454572 • S, M, L, XL, 2XL, 3XL	Black (90), Charcoal Grey (07), Khaki (05)
	 <p><b>Description:</b></p> <ul style="list-style-type: none"> <li>Windproof lightweight softshell with a water resistant membrane.</li> <li>Use everyday.</li> </ul> <p><b>Features and technologies:</b></p> <ul style="list-style-type: none"> <li>88% polyester, 12% spandex.</li> <li>Fabric performance: 5,000 mm/5,000 g.</li> <li>Breathable wicking technology.</li> <li>Backed by micro-fleece for a soft feel.</li> <li>Removable and adjustable hood with toggles.</li> </ul>		
LADIES'	<b>NEW GARAGE MULTI-PANTS</b>	454614 • XS, S, M, L, XL, 2XL, 3XL	Black (90), Charcoal Grey (07)
	 <p><b>Description:</b></p> <ul style="list-style-type: none"> <li>Comfortable working pants.</li> </ul> <p><b>Features and technologies:</b></p> <ul style="list-style-type: none"> <li>65% polyester, 35% cotton.</li> </ul> <p><b>Features and technologies:</b></p> <ul style="list-style-type: none"> <li>Adjustable and integrated waistband.</li> <li>Zippers at side legs.</li> <li>Adjustment system at ankle.</li> <li>Bottom leg insert with anti-tearing coating.</li> <li>Adjustable velcro tab at waistband.</li> </ul>		
LADIES'	<b>LADIES' PUFFER JACKET</b>	440929 • XS, S, M, L, XL, 2XL, 3XL	Black (90), Dark Navy (16), Deep Purple (42), Denim Blue (79)
	 <p><b>Description:</b></p> <ul style="list-style-type: none"> <li>Use everyday.</li> </ul> <p><b>Features and technologies:</b></p> <ul style="list-style-type: none"> <li>100% stretchable polyester.</li> <li>Use as a light jacket for cool dry weather or as a very warm mid layer.</li> </ul> <p><b>Features and technologies:</b></p> <ul style="list-style-type: none"> <li>Drawcord hem adjustment in pockets.</li> <li>Down-like insulation with high compression.</li> <li>Shaped sleeves.</li> <li>Removable hood.</li> <li>Inside chest pocket for cellphone.</li> </ul>		



## WOMEN'S SIGNATURE PULLOVER HOODIE

454595 • XS, S, M, L, XL, 2XL, 3XL

Black (90), Blue (80),  
Heather Grey (27)**Description:**

- Comfortable Signature Pullover hoodie.

**Features and technologies:**

- 60% cotton, 40% polyester.
- Hood with drawcord.
- Kangaroo hands pocket.
- Rib on cuffs and hem.
- Logo center chest.

## WOMEN'S SIGNATURE ZIP-UP HOODIE

454732 • XS, S, M, L, XL, 2XL, 3XL

Army Green (77), Deep Purple (42),  
Heather Charcoal (29)**Description:**

- Semi-fitted hooded sweatshirt.

**Features and technologies:**

- 60% cotton, 40% polyester.
- Full-zip.
- Split, inset kangaroo hand pocket.
- Rib on cuffs and hem.
- Drawstring hood.

**NEW** WOMEN'S SIGNATURE CREW SWEATSHIRT

454585 • XS, S, M, L, XL, 2XL, 3XL

Black (90), Pink (36)

**Description:**

- Signature sweatshirt with Ski-Doo logo.

**Features and technologies:**

- 60% cotton, 40% polyester.
- Relaxed fit.
- Dropped, set-in sleeves.
- Rib on collar, cuffs and hem.
- Ski-Doo printed logo at center chest.

## T-SHIRTS

## MEN'S HIGH ALTITUDE LS T-SHIRT

454567 • S, M, L, XL, 2XL, 3XL

Black (90), Charcoal Grey (07),  
Denim Blue (79)**Description:**

- Casual fit long sleeves t-shirt.

**Features and technologies:**

- 100% cotton.
- Artwork on right sleeve.
- Artwork on left chest.

## MEN'S BOLD T-SHIRT

454566 • S, M, L, XL, 2XL, 3XL

Army Green (77), Black (90),  
Burgundy (35)**Description:**

- Casual T-Shirt for everyday wear.

**Features and technologies:**

- 100% cotton.
- Artwork at left chest and at back.

## MEN'S SKI-DOO SIGNATURE T-SHIRT

454728 • S, M, L, XL, 2XL, 3XL

Army Green (77), Black (90),  
Blue (80), Brick Red (33),  
Heather Grey (27), Navy (89),  
Whiskey (28)**Description:**

- Signature T-Shirt.

**Features and technologies:**

- 100% cotton.
- Heather Grey (27): 90% cotton, 10% polyester.
- Ski-Doo logo at front.
- Crew neck.

## MEN'S ALPS T-SHIRT





454565 • S, M, L, XL, 2XL, 3XL

Black (90), Dark Navy (16),  
Heather Grey (27)**Description:**

- Casual T-Shirt for everyday wear.

**Features and technologies:**

- 100% cotton.
- Heather Grey (27): 90% cotton, 10% polyester.
- Ski-Doo artwork at center front.

T-SHIRTS		
MEN'S	<div>NEW</div> <div>MEN'S CLIFF T-SHIRT</div>	<div>454587 • S, M, L, XL, 2XL, 3XL</div> <div>Black <b>[90]</b>, Heather Grey <b>[27]</b></div>
	<div></div> <div><div>Description:</div><div><ul style="list-style-type: none"><li>Casual T-Shirt for everyday wear.</li></ul></div><div><div>Features and technologies:</div><div><ul style="list-style-type: none"><li>100% cotton.</li><li>Heather Grey <b>[27]</b>: 90% cotton, 10% polyester.</li><li>Squared artwork at center front.</li></ul></div></div></div>	
LADIES'	<div>WOMEN'S ALPS T-SHIRT</div>	<div>454589 • XS, S, M, L, XL, 2XL</div> <div>Black <b>[90]</b>, Burgundy <b>[35]</b>, Denim Blue <b>[79]</b></div>
	<div></div> <div><div>Description:</div><div><ul style="list-style-type: none"><li>Crew neck short sleeves T-Shirt.</li></ul></div><div><div>Features and technologies:</div><div><ul style="list-style-type: none"><li>100% cotton.</li><li>Graphic at front.</li></ul></div></div></div>	
LADIES'	<div>WOMEN'S DREAM OF SNOW T-SHIRT</div>	<div>454590 • XS, S, M, L, XL, 2XL</div> <div>Black <b>[90]</b>, White <b>[01]</b></div>
	<div></div> <div><div>Description:</div><div><ul style="list-style-type: none"><li>Crew neck short sleeves T-Shirt.</li></ul></div><div><div>Features and technologies:</div><div><ul style="list-style-type: none"><li>100% cotton.</li><li>Squared graphic at front.</li></ul></div></div></div>	
LADIES'	<div>WOMEN'S SIGNATURE T-SHIRT</div>	<div>454729 • XS, S, M, L, XL, 2XL</div> <div>Army Green <b>[77]</b>, Burgundy <b>[35]</b>, Heather Charcoal <b>[29]</b>, Heather Grey <b>[27]</b>, Indigo Blue <b>[82]</b></div>
	<div></div> <div><div>Description:</div><div><ul style="list-style-type: none"><li>Signature T-Shirt.</li></ul></div><div><div>Features and technologies:</div><div><ul style="list-style-type: none"><li>100% cotton.</li><li>Heather colors <b>[27]</b> <b>[29]</b>: 90% cotton, 10% polyester.</li><li>Ski-Doo logo at front.</li><li>V-neck.</li></ul></div></div></div>	



# HEADWEAR

## HEADWEAR

MEN'S

### NEW SKI-DOO EXPLORER HAT

448742 • S/M, L/XL

Black [90], Brick Red [33]


**Description:**

- Insulated hat for optimized warmth.

**Features and technologies:**

- Black: 4-way stretch softshell.
- Brick Red: Yarn Dyed Herringbone Plaid.
- Windproof fabric.
- Lined with frosted fake fur.
- Ski-Doo synthetic patch.
- Membrane Performance: 5,000 mm/5,000 g.

### POM-POM HAT

448732 • One size

Black [90], Dark Navy [16],  
Hi-Vis Yellow [26]
**Description:**

- Lifestyle hat with Pom-Pom to keep warm in style.

**Features and technologies:**

- 100% acrylic.
- Knitted hat with micro fleece lining.
- Ski-Doo fold up label at back.

### LANDING HAT

448731 • One size

Black [90], Dark Navy [16],  
Deep Purple [42],  
Heather Grey [27], Whiskey [28]
**Description:**

- Lifestyle hat with the Ski-Doo logo.

**Features and technologies:**

- 95% acrylic, 4% nylon, 1% spandex.
- Foldover cuff.

### REVERSIBLE SKI-DOO BEANIE

448736 • One size

Black [90], Brick Red [33],  
Deep Purple [42], Green [70],  
Grey [09], Heather Charcoal [29],  
Indigo Blue [82], Khaki [05]
**Description:**

- 2 in 1 reversible beanie.

**Features and technologies:**

- 95% acrylic, 4% nylon, 1% spandex.
- Knit in logos.

UNISEX

### SKI-DOO SHORT BEANIE

447869 • One size

Black [90], Heather Grey [27]


**Description:**

- Minimalist beanie to keep warm in style

**Features and technologies:**

- 100% acrylic.
- Short roll beanie.
- Foldover cuff.
- Ski-Doo loop label.

### SKI-DOO X HAT

454620 • One size

Black [90], Dark Navy [16],  
Heather Grey [27]
**Description:**

- Lifestyle hat with Ski-Doo logo.

**Features and technologies:**

- 100% acrylic.
- Hat with X knit logo and sponsors patches.
- Foldover cuff.

### MICRO-FLEECE BEANIE

448738 • One size

Black [90], Burgundy [35],  
Charcoal Grey [07]
**Description:**

- Thin beanie to combine breathability and warmth.

**Features and technologies:**

- 92% polyester, 8% spandex.
- Logo in knit.
- Ski-Doo fold up label at back.

UNISEX

**NEW MICRO-FLEECE HEADBAND**

447877 • One size

Black (90), Charcoal Grey (07)

**Description:**

- Micro-fleece headband to keep warm without sacrificing breathability.
- Use on trails.

**Features and technologies:**

- Micro polar fleece, spandex.
- Heat Ski-Doo embossed logo center at front.
- Ski-Doo fold up label at back.

**NEW MICRO-FLEECE NECK WARMER**

448739 • One size

Black (90), Burgundy (35), Charcoal Grey (07)

**Description:**

- Neck warmer to protect against the cold.

**Features and technologies:**

- Micro fleece.
- Ski-Doo logo on the side.
- Ski-Doo fold up label at back.

**NEW MICRO-FLEECE GLOVES**

446338 • S, M, L

Black (90), Charcoal Grey (07), Dark Navy (16)

**Description:**

- Lifestyle gloves.
- Use as everyday gloves.

**Features and technologies:**

- Heat embossed logo.
- Touch screen finger tip.
- Anti-peeling fleece.
- Elastic at wrist.

**NEW LADIES' FAUX-FUR POM-POM BEANIE**

447889 • One size

Black (90), Brick Red (33), Grey (09)

**Description:**

- Faux-Fur Pom-Pom beanie to keep warm in style.

**Features and technologies:**

- 100% acrylic.
- Micro-fleece lining.
- Removable fur like pom-pom.
- Ski-Doo metal logo placket.

MEN'S

LADIES'

**CAPS****NEW EXPLORER FLAP CAP HAT**

448744 • One size

Black (90)

**Description:**

- Perfect mixed between a hat and a cap to protect from the sun and keep warm.
- Perfect to wear during cold days.

**Features and technologies:**

- 100% cotton.
- Adjustable woven strap.

**NEW 5 PANELS CAP**

448741 • One size

Burgundy (35), Sand (03)

**Description:**

- New stylish 5 panels cap.
- Perfect to wear everyday.

**Features and technologies:**

- 50% wool, 50% polyester.
- Adjustments at back.

**FLEX FIT CAP**

448733 • S/M, L/XL, 2XL

Black (90), Brick Red (33), Heather Grey (27)

**Description:**

- Fitted cap with X logo patch at front.
- Perfect to wear everyday.

**Features and technologies:**

- 97% cotton, 3% spandex.
- Ski-Doo signature embroidered on side.

**NEW SKI-DOO UNCONSTRUCTED CAP**

448730 • One size

Black (90), Charcoal Grey (07), Denim Blue (79)

**Description:**

- Flat cap with logo at front.
- Perfect to wear everyday.

**Features and technologies:**

- 100% cotton.
- Adjustable twill cap.

**FREESTYLE CAP**

448734 • One size

Black (90), Indigo Blue (82), White (01)

**Description:**

- Flat cap with an embroidery at front.
- Perfect to wear everyday.

**Features and technologies:**

- 60% cotton, 40% polyester.
- Adjustable twill cap.

UNISEX

UNISEX

## SKI-DOO X-TEAM CAP

454619 • One size

Charcoal Grey [07], Dark Navy [16], Green [70]

**Description:**

- Racing look cap with a X logo artwork at front.
- Perfect to wear everyday.

**Features and technologies:**

- 100% cotton.
- Plastic adjustment at back.
- Sponsors logos embroideries on sides.

## SIGNATURE CAP

448682 • One size

Army Green [77], Black [90], Burgundy [35], Dark Navy [16], Heather Charcoal [29], Heather Grey [27], Whiskey [28], White [01]

**Description:**

- Cap with signature logo
- Perfect to wear everyday.

**Features and technologies:**

- 100% cotton.
- Plastic adjustment at back.
- Ski-Doo embroidery logo at front.

# KIDS AND TEENS

## JACKETS

TEEN

## TEENS' PARTICLE JACKET

440952 • 7, 8, 10, 12, 14, 16

Black [90], Deep Purple [42], Indigo Blue [82]

**Description and terrain:**

- Use on trails.

**Features and technologies:**

- 200 g of ThermoLoft® insulation.
- Critical seams and logos sealed.
- Radiant Core technology to keep warm.

- Reflective details on back and sleeves for better visibility.
- Polar fleece at front body and top arms for added warmth.
- Growing sleeves system that allows an additional 2 in. length.
- Waterproof zippers.
- Removable hood.
- Fixed powder skirt.
- Inside cell phone pocket.
- Inside beanie pocket.

**Performance:**

Waterproofness



Breathability



Warmth

**Key benefits:**

Cuts wind



Reflective



Adjustable length

KIDS'

## KIDS' MINIMUM JACKET

440953 • 3, 4, 5, 6

Indigo Blue [82], Pink [36]

**Description and terrain:**

- Use on trails.

**Features and technologies:**

- 200 g of ThermoLoft® insulation.
- Critical seams and logos sealed.
- Radiant Core technology to keep warm.

- Reflective details on back and sleeves for better visibility.
- Polar fleece at front body and top arms for added warmth.
- Growing sleeves system that allows an additional 2 in. length.

**Performance:**

Waterproofness



Breathability



Warmth

**Key benefits:**

Cuts wind



Reflective



Adjustable length

## HIGHPANTS

TEEN

## TEENS' X-TEAM HIGHPANTS

441605 • 7, 8, 10, 12, 14, 16

Black [90]

**Description and terrain:**

- Warm Highpants with a racing look.
- Use on trails.

**Features and technologies:**

- 100% waterproof, breathable and windproof.
- 200 g of Thermal Loft® insulation.
- Reinforced fabric at seat, knees and bottom of legs

- Critical seams sealed.
- Articulated, padded and shaped knees.
- Adjustable waist.
- Full-length side zippers.
- Growing-leg system for lengthening legs by 4" (10 cm) as child gets taller.
- Storm gaiters.
- Polar fleece-lined seat for added warmth.

**Performance:**

Waterproofness



Breathability



Warmth

**Key benefits:**

Cuts wind










Reinforced













Adjustable length


## HIGHPANTS

KIDS'	KIDS' X-TEAM HIGHPANTS		441580 • 3, 4, 5, 6		Black (90)	
		<p><b>Description and terrain:</b></p> <ul style="list-style-type: none"><li>• Warm Highpants with a racing look.</li><li>• Use on trails.</li></ul> <p><b>Features and technologies:</b></p> <ul style="list-style-type: none"><li>• 100% waterproof, breathable and windproof.</li><li>• 200 g of Thermal Loft® insulation.</li><li>• Reinforced fabric at knees and bottom legs.</li></ul>	<ul style="list-style-type: none"><li>• 100% seams and logos sealed.</li><li>• Articulated, padded and shaped knees.</li><li>• owing-leg system for lengthening legs by 4" (10 cm) as child gets taller.</li><li>• Adjustable waist.</li><li>• Full-length side zippers.</li><li>• Reinforced seat, knees and inner legs.</li><li>• Storm gaiters.</li><li>• Polar fleece-lined seat for added warmth.</li></ul>	<p><b>Performance:</b></p> <div><div></div><div></div><div></div></div> <p><b>Waterproofness</b> <b>Breathability</b> <b>Warmth</b></p> <p><b>Key benefits:</b></p> <div><div></div><div></div><div></div></div> <p><b>Cuts wind</b> <b>Reinforced</b> <b>Adjustable length</b></p>		



## HANDWEAR

TEEN	TEENS' PARTICLE MITTS		446343 • 6-8, 10-12, 14-16	Black [90], Indigo Blue [82]
		<b>Description and terrain:</b> <ul style="list-style-type: none"> <li>• Extra warm mitts for teens.</li> <li>• Use for trail and Deep snow riding.</li> </ul>	<b>Features and technologies:</b> <ul style="list-style-type: none"> <li>• Top hand: 240 g Thermal Loft</li> <li>• Palm: 140 g Thermal Loft.</li> <li>• Waterproof, windproof and breathable insert.</li> <li>• Heat pack pocket built into inner mitt lining.</li> </ul>	<b>Performance:</b> <div>    </div>
	TEENS' PARTICLE GLOVES		446344 • 6-8, 10-12, 14-16	Black [90], Indigo Blue [82]
		<b>Description and terrain:</b> <ul style="list-style-type: none"> <li>• Extra warm gloves for teens.</li> <li>• Use for trail and Deep snow riding.</li> </ul>	<b>Features and technologies:</b> <ul style="list-style-type: none"> <li>• Top hand: 240 g Thermal Loft</li> <li>• Palm: 100 g Thermal Loft.</li> <li>• Waterproof, windproof and breathable insert.</li> <li>• 4-ways stretch fleece cuff.</li> </ul>	<b>Performance:</b> <div>    </div>
KIDS'	KIDS' MINIMUM MITTS		446345 • 2, 4, 6	Black [90]
		<b>Description and terrain:</b> <ul style="list-style-type: none"> <li>• Extra warm mitts for kids.</li> <li>• Use for trail and Deep snow riding.</li> </ul>	<b>Features and technologies:</b> <ul style="list-style-type: none"> <li>• Top hand: 100 g Thermal Loft, 133 g PrimaLoft Gold; Palm: 100 g Thermal Loft.</li> <li>• Waterproof, windproof and breathable insert.</li> <li>• Side zipper for easy in and out.</li> </ul>	<b>Performance:</b> <div>    </div>
KIDS'/TEEN	NEW MICRO-FLEECE KIDS MITTS		446341 • One size	Black [90], Dark Navy [16]
		<b>Description and terrain:</b> <ul style="list-style-type: none"> <li>• Lifestyle mitts for kids.</li> <li>• Use as everyday mitts.</li> </ul>	<b>Features and technologies:</b> <ul style="list-style-type: none"> <li>• 92% polyester, 8% spandex.</li> <li>• Silicone patch.</li> <li>• Micro polar fleece.</li> </ul>	


## HEADWEAR

KIDS'/TEEN	YOUTH ACTIVE BALACLAVA		454749 • S/M, L/XL	Black [90]
		<b>Description:</b> <ul style="list-style-type: none"> <li>• Basic Balaclava for warmth, dryness and comfort.</li> </ul>	<b>Features and technologies:</b> <ul style="list-style-type: none"> <li>• 91% polyester, 9% spandex.</li> <li>• Flatlocked seams to prevent skin chafing.</li> <li>• Non-branded.</li> </ul>	





KIDS'	<b>KIDS' POM-POM BEANIE</b>		448737 • One size	Dark Navy (16), Indigo Blue (82), Pink (36)
		<b>Description:</b> <ul style="list-style-type: none"> <li>Pom-Pom beanie to keep warm in style.</li> </ul>	<b>Features and technologies:</b> <ul style="list-style-type: none"> <li>100% acrylic.</li> <li>Knitted beanie with micro fleece lining.</li> <li>Silicone logo patch.</li> <li>Ski-Doo fold up label at back.</li> </ul>	
KIDS'	<b>NEW KIDS' NECK-WARMER</b>		448728 • One size	Black (90), Dark Navy (16)
		<b>Description:</b> <ul style="list-style-type: none"> <li>Neck-warmer for kids to protect against the cold.</li> </ul>	<b>Features and technologies:</b> <ul style="list-style-type: none"> <li>Micro polar fleece, spandex.</li> <li>Silicone logo patch.</li> <li>Ski-Doo fold up label at back.</li> </ul>	


## CAPS

KIDS'/TEEN	<b>KIDS' SKI-DOO BALL CAP</b>		447878 • One size	Deep Purple (42), Heather Charcoal (29)
		<b>Description:</b> <ul style="list-style-type: none"> <li>Ball cap for kids.</li> </ul>	<b>Features and technologies:</b> <ul style="list-style-type: none"> <li>60% cotton, 40% polyester.</li> <li>Adjustable twill cap.</li> <li>Ski-Doo synthetic patch at front.</li> </ul>	


## FLEECE

TEEN	<b>TEENS' PULLOVER FLEECE</b>		454610 • 7-8, 10-12, 14-16	Army Green (77), Dark Navy (16)
		<b>Description:</b> <ul style="list-style-type: none"> <li>Mid weight polar fleece for additional warmth.</li> </ul>	<b>Features and technologies:</b> <ul style="list-style-type: none"> <li>100% polyester.</li> <li>2 handwarmer pockets.</li> <li>Suede patch with Ski-Doo logo at arm.</li> <li>¼ snap opening.</li> </ul>	
KIDS'	<b>KIDS' FULL ZIP FLEECE</b>		454608 • 3-4, 5-6	Dark Navy (16), Indigo Blue (82)
		<b>Description:</b> <ul style="list-style-type: none"> <li>Heavy weight polar fleece for maximum warmth.</li> </ul>	<b>Features and technologies:</b> <ul style="list-style-type: none"> <li>100% polyester micro fleece.</li> <li>2 handwarmer pockets.</li> <li>Ski-Doo patch print at chest.</li> <li>Elastic binding at hood, cuffs and hem.</li> </ul>	


## JERSEYS

KIDS'/TEEN	<b>YOUTH EMBLEMATIC JERSEY</b>		454607 • 3-4, 5-6, 7-8, 10-12, 14-16	Black (90), Pink (36)
		<b>Description:</b> <ul style="list-style-type: none"> <li>Semi-fitted V-neck junior jersey.</li> </ul> <b>Features and technologies:</b> <ul style="list-style-type: none"> <li>100% polyester.</li> <li>Quick-dry fabric.</li> </ul>	<ul style="list-style-type: none"> <li>Antibacterial, moisture-wicking fabric.</li> <li>Sublimated print.</li> <li>Rib at collar and cuffs.</li> <li>Jersey longer at back to easily enter it in riding pants.</li> </ul>	



## SOCKS

KIDS'	<b>KIDS' THERMAL SOCKS</b>		444252 • S/M, L/XL	Indigo Blue (82), Pink (36)
		<b>Description:</b> <ul style="list-style-type: none"> <li>Warm, breathable and comfortable sock for kids.</li> </ul>	<b>Features and technologies:</b> <ul style="list-style-type: none"> <li>Durable sock.</li> <li>Elastic materials for comfort.</li> <li>Ventilation channels.</li> <li>Itch-free and shrink treated to retain their size and shape for years.</li> </ul>	

## SWEATSHIRTS




KIDS'	<b>NEW KIDS' ZIP-UP HOODIE</b>	<b>454593</b> • 3-4, 5-6	Burgundy (35), Dark Navy (16)
	 <p><b>Description:</b></p> <ul style="list-style-type: none"> <li>Comfortable Zip-Up hoodie for kids.</li> </ul> <p><b>Features and technologies:</b></p> <ul style="list-style-type: none"> <li>One side brushed fleece.</li> <li>Handwarmer kangaroo pocket.</li> <li>Bombardier logo at left chest and at the back.</li> </ul>		

## T-SHIRTS

KIDS'	<b>NEW KIDS' BASEBALL T-SHIRT</b>	<b>454609</b> • 3-4, 5-6	Black (90), Charcoal Grey (07)
	 <p><b>Description:</b></p> <ul style="list-style-type: none"> <li>¾ sleeves kids T-Shirt.</li> </ul> <p><b>Features and technologies:</b></p> <ul style="list-style-type: none"> <li>60% cotton, 40% polyester.</li> <li>Printed logo at chest.</li> </ul>		
KIDS'	<b>KIDS' T-SHIRT</b>	<b>454615</b> • 3-4, 5-6	Burgundy (35), Heather Grey (27)
	 <p><b>Description:</b></p> <ul style="list-style-type: none"> <li>Short sleeves kids T-Shirt.</li> </ul> <p><b>Features and technologies:</b></p> <ul style="list-style-type: none"> <li>100% cotton.</li> <li>Heather Grey (27): 90% cotton, 10% polyester.</li> <li>Printed logo at chest.</li> </ul>		

## PLAY &amp; LICENSING PRODUCTS

## WINTER FUN

<b>3-SKI SNOW SLED</b>		<b>B103900000</b>
 <ul style="list-style-type: none"> <li>Ski-Doo 3-Ski Snow Sled for single rider.</li> <li>Sturdy design features a strong tubular aluminum frame, high-density polyethylene hood and transparent windshield.</li> <li>Handlebars and 3 grooved skis enhance steering and maneuverability.</li> <li>Brake system and non-slipping seat offer a controlled ride.</li> <li>Suspension spring system ensures a steady and comfortable slide.</li> </ul>	<ul style="list-style-type: none"> <li>Ski-Doo Renegade X-RS UV resistant decals.</li> <li>Tow leash to help transport uphill.</li> <li>Easy assembly.</li> <li>For ages 6 and up.</li> <li>Dimensions: 52" L x 20" W x 14" H.</li> <li>Weight: 5 lb.</li> <li>Maximum weight capacity: 88 lb/40 kg.</li> </ul>	
<b>MINI SNOW SLED</b>		<b>B106800000</b>
 <ul style="list-style-type: none"> <li>Mini Ski-Doo Snow Sled for single rider.</li> <li>High-density durable plastic construction.</li> <li>Compact, lightweight and easy to carry uphill.</li> <li>Centered handle for enhanced steering and control.</li> <li>Textured seat for extra grip.</li> <li>Safe feet-first design to easily slow down or stop using feet.</li> </ul>	<ul style="list-style-type: none"> <li>For ages 6 and up.</li> <li>Dimensions: 22" L x 13 ½" W x 15" H.</li> <li>Weight: 3.5 lb.</li> <li>Maximum weight capacity: 165 lb.</li> </ul>	
<b>FOAM SLED (55" X 21 ½")</b>		<b>B106830000/B106840000</b>
 <ul style="list-style-type: none"> <li>Ski-Doo Foam Sled for up to two riders.</li> <li>Lightweight and easy to carry uphill.</li> <li>Revolutionary patented polymer foam bonding construction.</li> <li>EPS core absorbs shocks and integrates 4 molded handles.</li> <li>Water-resistant XPE top skin with colorful graphic designs.</li> </ul>	<ul style="list-style-type: none"> <li>3D padded textured grip deck.</li> <li>High-density polyethylene slick bottom for ultimate glide and speed.</li> <li>Parabolic rails for great stability and maneuverability.</li> <li>For ages 6 and up.</li> <li>Dimensions: 55" L x 21 ½" W.</li> </ul>	

EXPLORE AN ENTIRE WORLD OF ADVENTURE WITH ALL OF OUR BRP PRODUCTS. **BRP.COM**



**ski-doo LYNX SEADOO can-am ROTAX ALUMACRAFT Manitou QUINTREX**

---





// [SKI-DOO.COM](https://ski-doo.com)

