



**LYNX**

**PRODUCT SPEC BOOK 2023**  
VEHICLE SPECIFICATIONS – ACCESSORIES – APPAREL



# LYNX® PRODUCT SPEC BOOK 2023

## VEHICLE SPECIFICATIONS

- 4** Shredder RE
- 5** Shredder DS
- 6** Shredder
- 7** Xterrain Brutal
- 8** Xterrain RE
- 9** Xterrain PRO
- 10** Xterrain
- 11** Rave RE
- 12** Rave Enduro
- 13** Rave 120
- 14** Rave 200
- 15** Adventure SC
- 16** Adventure
- 17** Adventure LX
- 18** Commander 5900 GLX
- 19** Commander Grand Tourer
- 20** Commander Limited
- 21** Commander
- 22** 49 Ranger PRO
- 23** 49 Ranger ST
- 24** 49 Ranger
- 25** 59 Ranger Alpine
- 26** 59 Ranger 600 ACE
- 27** 59 Ranger 600 EFI
- 28** 69 Ranger Alpine
- 29** 69 Ranger Limited
- 30** 69 Ranger Snow Cruiser
- 31** 69 Ranger
- 32** Comparison table
- 38** Models and platforms

## ACCESSORIES

- 39** LinQ accessories' position requirements
- 40** Storage
- 44** Seats & Accessories
- 45** Wind protection & Mirrors
- 46** Bumpers
- 47** Towing
- 48** Skid plates, Protectors & Reinforcement
- 49** Ergonomics
- 50** Rave 120 & 200 Accessories
- 50** 59 Ranger & 69 Ranger Alpine Accessories
- 51** Suspension
- 51** Covers
- 52** Trailing & Covers
- 53** Skis
- 53** Universal
- 54** Cooling
- 54** Electrical
- 55** Parts & Performance
- 56** XPS Lubricants and Care Products
- 57** Tracks and Drive Belts

## APPAREL

- 60** NEW Quantum Pro
- 62** Technology guide: Sympatex
- 63** NEW Squadron Flex
- 64** Technology guide: Deep Snow apparel comparison
- 65** Apparel technologies
- 67** NEW Stamina Trail
- 68** M-Forge and Fidlock technologies
- 69** Helmets
- 72** Goggles
- 74** Quantum
- 75** Stamina
- 76** Squadron
- 78** Tec Layer
- 81** Lynx x Svala
- 84** Racing
- 85** Active Wear
- 86** Handwear
- 87** Sportswear Fleece
- 88** Signature Collection
- 89** Hoodies & T-Shirts
- 90** Headwear
- 91** Footwear
- 91** Socks
- 92** Backcountry Access
- 93** Bags
- 94** Kidswear
- 95** How to measure

For advertising purposes, some scenes depicted in this brochure include professional riders and racers executing maneuvers or performances under ideal and/or controlled conditions. Do not attempt any of these or any other risky maneuvers if they're beyond your level of riding ability, as well as your understanding and respect for the performance of your snowmobile. Always ride responsibly and safely. Always observe applicable local laws and regulations. Always wear the appropriate protective clothing, including a helmet. And remember, if you're going to drink, please don't ride. Because of its ongoing commitment to product quality and innovation, Bombardier Recreational Products Inc. (BRP) reserves the right, at any time, to discontinue or change specifications, prices, designs, features, models or equipment without incurring any obligation. Some models depicted herein may include optional equipment. Prices are based on Manufacturer Suggested Retail Prices. Dealer may sell for a different price. Taxes are not included. BRP is a proud member of the SSCC (Snowmobiling Safety Certification Committee), Machine Safety Standard, Operator Safety Training, Safe Trails, ISMA (International Snowmobile Manufacturers Association), National Snowmobile Foundation and Tread Lightly! Inc. By being a member of these important snowmobiling associations, we recognize and support their efforts in sharing the responsibility in promoting the growth of our sport. Isolfil is a registered trademark of Yarns and Threads For Textile. mcFIT is a registered trademark of MCTECH Corporation. PrimaLoft Gold, PrimaLoft Silver and PrimaLoft Black are registered trademarks of Albany International Corp. Sympatex is a registered trademark of Sympatex Technologies GmbH. Dri-Lex is a registered trademark of Faytex Corp. Vespel, Teflon HT and Kevlar are trademarks of E.I. DuPont de Nemours & Co. Thermolite and Cordura are registered trademarks of INVISTA for durable fabrics. Thermocool is a registered trademark of ADVANSA. Velcro is a registered trademark of Velcro Industries. Scott is a trademark of Scott Sports SA. M-FORGE® Composite is a patented and registered trademark of MAT GROUP™. TekVest is a registered trademark of Tekrider. Fidlock is a registered trademark of Fidlock GmbH. Terra is a trademark of Superwinch LLC. Bluetooth is a registered trademark of Bluetooth SIG, Inc. Warn is a registered trademark of Warn Industries Inc. GTX is a trademark of Castrol Limited used under license. Montana and Zumo are registered trademarks of Garmin Ltd. NGK is a registered trademark of NGK Spark Plugs, Ltd. Extender Trail III, Trail Blazer IV, Executive, Flat-top and Dooly are trademarks and registered trademarks of Woody's International Engineering and Manufacturing, Inc. RipSaw, RipSaw Lite, ICE Ripper, ICE Ripper XT, ICE Attack and Powder Max are trademarks of Camoplast Inc. Lexan is a registered trademark of SABIC Innovative Plastics. Superclamp II is a trademark of Bowdriks Industries. FOX is a registered trademark of Fox Racing Canada. Kolpin and Impact are registered trademarks of Kolpin Powersports Inc. Yuasa is a registered trademark of YUASA Batteries Inc. Schumacher® and the Schumacher logo are registered trademarks of Schumacher Electric Corporation. Depending on location, products are distributed by BRP US Inc., Bombardier Recreational Products Inc., BRP European Distribution SA, BRP Finland Oy, BRP Australia Pty Ltd. or Bombardier Recreational, Products Motores da Amazonia Ltda. In the U.S.A., products are distributed by BRP US Inc. In Canada, products are distributed by Bombardier Recreational Products Inc. ®/TM and the BRP logo are registered trademarks of Bombardier Recreational Products Inc. or its affiliates. All other company and/or product names are trademarks or registered trademarks of their respective holders. © 2022 BRP. All rights reserved. Printed in European Union.

# ROTAX® ENGINES

## ROTAX 2-STROKE ENGINES

Heart-thumping power, lightweight design, proven reliability – E-TEC direct-injection engine technology delivers the most sought-after attributes in the snowmobile industry.

Our lineup of 2-stroke engines now includes the brand-new 600 EFI (Electronic Fuel Injection) engine. Reliable, affordable and easy to use, it's an entry-level engine that far exceeds what you thought an entry-level engine had to be.

With E-TEC engine lineup you also get:

- Industry-leading fuel economy<sup>2</sup>
- Excellent oil economy
- Virtually no smoke or smell
- Light, linear throttle pull
- Automatic summerization process

### **NEW** 850 E-TEC TURBO R

- 180 hp up to 2400 meters<sup>1</sup>
- World's first factory-built 2-stroke turbo

### 850 E-TEC

- 165 horsepower<sup>1</sup>
- Down to 12.3 L/100 km<sup>2</sup>

### 600R E-TEC

- 125 horsepower<sup>1</sup>
- Down to 11.3 L/100 km<sup>2</sup>

### 600 EFI

- 85 horsepower<sup>1</sup>
- Down to 13.3 L/100 km<sup>2</sup>

E-TEC engines are the best-selling 2-stroke engines in snowmobiling.<sup>4</sup>

## ROTAX ACE™ 4-STROKE ENGINES

With the Advanced Combustion Efficiency (ACE) family of engines, BRP engineers optimized the combustion system, reduced mechanical friction, and freed intake and exhaust breathing. The result is the most efficient engines in snowmobiling. Not only are they efficient, they're a pleasure to operate and own. Very little maintenance is required; they run smoothly and produce a nice, solid – yet quiet – sound.

### 900 ACE TURBO R

- Rotax-designed turbocharger
- 180 horsepower<sup>1</sup>
- Cable-activated throttle with reconfigured iTC

### **NEW** 900 ACE TURBO – 130 WITH iTC

- 130 horsepower<sup>1</sup>
- Down to 12.1 L/100 km<sup>3</sup>


### 900 ACE WITH iTC

- 3 cylinders
- 95 horsepower<sup>1</sup>
- Down to 10.8 L/100 km<sup>3</sup>

### 600 ACE WITH iTC

- 2 cylinders
- 62 horsepower<sup>1</sup>
- Down to 8 L/100 km – the most fuel-efficient in the entire industry<sup>3</sup>

ACE engines are the best-selling 4-stroke engines in snowmobiling.<sup>4</sup>



## INTELLIGENT THROTTLE CONTROL

Standard on the ACE engines, the iTC™ system delivers a whole different snowmobiling experience.

• **Driving Modes:** A button on the console enables you to select one of three driving modes. Standard mode ensures a smooth start and linear acceleration; Sport enables full performance and quicker acceleration; ECO® limits top speed and acceleration rates for a more relaxed, fuel-conserving ride.

• **Finger Throttle** (only on 600 ACE and 900 ACE engines without Turbo): The throttle block can be rotate forward for use as a finger throttle, if preferred. Great for changing hand positions on a long ride and for more control through bumps.

<sup>1</sup> Observed metric horsepower based on internal dyno test performed in optimal conditions.

<sup>2</sup> Data based on internal engineering trail testing.

<sup>3</sup> Data based on internal engineering trail testing in ECO mode.

<sup>4</sup> Based on retail sale results as of December 31, 2019.



**Experience the advantage of XPS.** Oil and care products engineered to extend the life of your ride, tested in the world's harshest conditions, and designed to optimize your vehicle's performance. Learn more at [XPSlubricants.com](http://XPSlubricants.com)



# SHREDDER RE

## ROTAX® ENGINE

	850 E-TEC	850 E-TEC Turbo R
<b>Engine details</b>	Liquid-cooled, two-stroke, 3-D R.A.V.E.™	Liquid-cooled, two-stroke, turbocharged, 3-D R.A.V.E.™
<b>Cylinders</b>	2	2
<b>Displacement</b>	849 cc	849 cc
<b>Bore</b>	82 mm	82 mm
<b>Stroke</b>	80.4 mm	80.4 mm
<b>Maximum engine speed</b>	7900 RPM	7900 RPM
<b>Carburation</b>	Electronic Direct Injection with additional booster injectors	Electronic Direct Injection with additional booster injectors
<b>Recommended fuel type</b>	Unleaded	Unleaded
<b>Minimum octane</b>	95	95
<b>Fuel tank</b>	37 liters	
<b>Oil tank capacity (2-stroke)</b>	3,4 liters	

## POWERTRAIN

<b>Drive clutch type</b>	pDrive with clickers
<b>Driven clutch type</b>	QRS
<b>Brake system</b>	Hydraulic brake with braided steel brake line, adjustable brake lever, plastic master cylinder with protector

## FEATURES

<b>Frame</b>	Radien <sup>2</sup>	<b>Reverse</b>	RER
<b>Skis</b>	Blade DS+	<b>Heated throttle lever</b>	Standard
<b>Seating</b>	Shredder DS, 1-up	<b>Heated grips</b>	Standard
<b>Handlebar</b>	U-type aluminium with hooks, low grab handle	<b>Gauge</b>	4.5-in. digital display 10.25-in Color Display with BRP Connect (spring only)
<b>Riser block height</b>	145 mm	<b>USB power outlet</b>	Yes, in front compartment
<b>Starter</b>	Manual with SHOT	<b>LinQ attachment</b>	2 pairs

## COLOUR

Bright White / Viper Red

## DIMENSIONS

<b>Vehicle overall length*</b>	3130 mm (3700) 3230 mm (3900)
<b>Vehicle overall width</b>	1120 mm
<b>Vehicle overall height</b>	1280 mm
<b>Ski stance</b>	921 mm
<b>Track nominal width</b>	381 mm
<b>Track nominal length</b>	3705 mm 3912 mm
<b>Track profile height</b>	64 mm PowderMax / Light 76 mm PowderMax Light Large (spring only, 3900)

## SUSPENSION

<b>Front suspension</b>	LFS
<b>Front shock</b>	KYB 36 CR Kashima
<b>Rear suspension</b>	PPS <sup>2</sup> -DS+-3700 PPS <sup>2</sup> -DS+-3900
<b>Center shock</b>	KYB 46 HLCR Kashima
<b>Rear shock</b>	KYB 46 HLCR Kashima

\* Vehicle overall length without snowflap.

# SHREDDER DS



## ROTAX® ENGINE

	850 E-TEC	850 E-TEC Turbo R
<b>Engine details</b>	Liquid-cooled, two-stroke, 3-D R.A.V.E.™	Liquid-cooled, two-stroke, turbocharged, 3-D R.A.V.E.™
<b>Cylinders</b>	2	2
<b>Displacement</b>	849 cc	849 cc
<b>Bore</b>	82 mm	82 mm
<b>Stroke</b>	80.4 mm	80.4 mm
<b>Maximum engine speed</b>	7900 RPM	7900 RPM
<b>Carburation</b>	Electronic Direct Injection with additional booster injectors	Electronic Direct Injection with additional booster injectors
<b>Recommended fuel type</b>	Unleaded	Unleaded
<b>Minimum octane</b>	95	95
<b>Fuel tank</b>	37 liters	
<b>Oil tank capacity (2-stroke)</b>	3,4 liters	

## POWERTRAIN

<b>Drive clutch type</b>	pDrive with clickers
<b>Driven clutch type</b>	QRS
<b>Brake system</b>	Hydraulic brake with braided steel brake line, adjustable brake lever, plastic master cylinder with protector

## FEATURES

<b>Frame</b>	Radien <sup>2</sup>
<b>Skis</b>	Blade DS+
<b>Seating</b>	Shredder DS, 1-up
<b>Handlebar</b>	U-type aluminium with hooks, low grab handle
<b>Riser block height</b>	120 mm
<b>Starter</b>	Manual with SHOT

## COLOUR

Platinum Silver Satin / Viper Red

## DIMENSIONS

<b>Vehicle overall length*</b>	3230 mm (3900) 3340 mm (4100)
<b>Vehicle overall width</b>	1120 mm
<b>Vehicle overall height</b>	1280 mm
<b>Ski stance</b>	921 mm
<b>Track nominal width</b>	381 mm
<b>Track nominal length</b>	3912 mm 4178 mm
<b>Track profile height</b>	76 mm PowderMax Light Large 64 mm PowderMax Light (spring only 3900)

## SUSPENSION

<b>Front suspension</b>	LFS
<b>Front shock</b>	KYB 36 Kashima
<b>Rear suspension</b>	PPS <sup>2</sup> -DS+ -3900 PPS <sup>2</sup> -DS+ -4100 (spring only)
<b>Center shock</b>	KYB 36 Kashima
<b>Rear shock</b>	KYB 36 Kashima

<b>Reverse</b>	RER
<b>Heated throttle lever</b>	Standard
<b>Heated grips</b>	Standard
<b>Gauge</b>	4.5-in. digital display 10.25-in Color Display with BRP Connect (spring only)
<b>USB power outlet</b>	Yes, in front compartment
<b>LinQ attachment</b>	2 pairs

\* Vehicle overall length without snowflap.

# SHREDDER



## ROTAX® ENGINE

### 600R E-TEC

Engine details	Liquid-cooled, two-stroke, 3-D R.A.V.E.™
Cylinders	2
Displacement	599.4 cc
Bore	72,3 mm
Stroke	73 mm
Maximum engine speed	8100 RPM
Carburation	Electronic Direct Injection
Recommended fuel type	Unleaded
Minimum octane	95
Fuel tank	37 liters
Oil tank capacity (2-stroke)	3,4 liters

## COLOUR

Viper Red / Black

## DIMENSIONS

Vehicle overall length*	3250 mm
Vehicle overall width	1120 mm
Vehicle overall height	1290 mm
Ski stance	921 mm
Track nominal width	400 mm
Track nominal length	3912 mm
Track profile height	64 mm PowderMax Light

## POWERTRAIN

Drive clutch type	pDrive with clickers
Driven clutch type	QRS
Brake system	Hydraulic brake with braided steel brake line, plastic master cylinder

## SUSPENSION

Front suspension	LFS
Front shock	HPG 36
Rear suspension	PPS <sup>2</sup> -DS+ -3900
Center shock	HPG 36
Rear shock	HPG 36

## FEATURES

Frame	Radien DS	Reverse	RER
Skis	Blade DS+	Heated throttle lever	Standard
Seating	Shredder, 1-up	Heated grips	Standard
Handlebar	U-type aluminium with hooks, low grab handle	Gauge	4.5-in. digital display
Riser block height	145 mm	USB power outlet	Yes, in front compartment
Starter	Manual Electric (spring only)	LinQ attachment	2 pairs

\* Vehicle overall length without snowflap.



# XTERRAIN BRUTAL



Platinum Silver Satin /  
Viper Red  
Platinum Silver Satin /  
Black (spring only)

## ROTAX® ENGINE

### 850 E-TEC

Engine details	Liquid-cooled, two-stroke, 3-D R.A.V.E.™
Cylinders	2
Displacement	849 cc
Bore	82 mm
Stroke	80.4 mm
Maximum engine speed	7900 RPM
Carburation	Electronic Direct Injection with additional booster injectors
Recommended fuel type	Unleaded
Minimum octane	95
Fuel tank	42 liters
Oil tank capacity (2-stroke)	3,4 liters

## COLOUR

## DIMENSIONS

Vehicle overall length*	3230 mm
Vehicle overall width	1200 mm
Vehicle overall height	1230 mm
Ski stance	996 mm
Track nominal width	500 mm
Track nominal length	3923 mm
Track profile height	60 mm PowderMax

## POWERTRAIN

Drive clutch type	pDrive with clickers
Driven clutch type	QRS
Brake system	Hydraulic brake with braided steel brake line, plastic master cylinder

## SUSPENSION

Front suspension	LFS
Front shock	KYB 36
Rear suspension	EasyRide
Center shock	KYB 46 Kashima
Rear shock	KYB 46 Kashima

## FEATURES

Frame	Radien-X
Skis	Blade DS+
Seating	Brutal, 1-up
Handlebar	U-type aluminium with hooks, low grab handle
Riser block height	120 mm
Starter	Electric and manual
Reverse	RER
Heated throttle lever	Standard

Heated grips	Standard
Gauge	7.2-in. wide digital display 7.8-in panorama display (spring only)
Windshield	Low
Visor Plug front / rear	Front
USB power outlet	Yes, in front compartment
Air radiator with fan	Yes
LinQ attachment	Multi-LinQ plate

\* Vehicle overall length without snowflap.

# XTERRAIN RE



ROTAX® ENGINE		850 E-TEC	900 ACE Turbo R	COLOUR
		Platinum Silver Satin / Viper Red		
Engine details		Liquid-cooled, two-stroke, 3-D R.A.V.E.™	Liquid-cooled, four-stroke D.O.H.C., turbocharged	
Cylinders		2	3	
Displacement		849 cc	899.0 cc	
Bore		82 mm	74 mm	
Stroke		80.4 mm	69.7 mm	
Maximum engine speed		7900 RPM	7900 RPM	
Carburation		Electronic Direct Injection with additional booster injectors	EFI	
Recommended fuel type		Unleaded	Unleaded	
Minimum octane		95	95	
Fuel tank		37 liters		
Oil tank capacity (2-stroke)		3,4 liters		
DIMENSIONS				
Vehicle overall length*		3120 mm		
Vehicle overall width		1300 mm		
Vehicle overall height		1260 mm		
Ski stance		1097 mm 996 mm (spring only on 850)		
Track nominal width		406 mm		
Track nominal length		3705 mm		
Track profile height		51 mm PowderMax 64 mm PowderMax II (spring only on 850) 41 mm Ice Cobra studded (spring only on Turbo)		
SUSPENSION				
Front suspension		LFS+		
Front shock		KYB 46 HLCR Kashima		
Rear suspension		PPS <sup>3</sup> -3700		
Center shock		KYB 46 HLCR Kashima		
Rear shock		KYB 46 HLCR Kashima		
POWERTRAIN				
Drive clutch type		pDrive with clickers (850 E-TEC) pDrive (900 ACE Turbo R)		
Driven clutch type		QRS		
Brake system		Hydraulic brake with braided steel brake line, plastic master cylinder		
FEATURES				
Frame		Radien Radien-X	Reverse	RER (850 E-TEC) Electromechanical (ACE)
Skis		Blade XC+ Blade DS+ (spring only on 850)	Heated throttle lever	Standard
Seating		Sport, 1-up	Heated grips	Standard
Handlebar		U-type aluminium with hooks, low grab handle	Gauge	7.2-in. wide digital display 7.8-in panorama display (spring only on Turbo)
Riser block height		120 mm	Windshield	Low
Starter		Electric and manual Electric (Turbo)	Visor Plug front / rear	Front
			USB power outlet	Yes, in front compartment
			LinQ attachment	2 pairs

\* Vehicle overall length without snowflap.

# XTERRAIN PRO



## ROTAX® ENGINE

	600R E-TEC	850 E-TEC
<b>Engine details</b>	Liquid-cooled, two-stroke, 3-D R.A.V.E.™	Liquid-cooled, two-stroke, 3-D R.A.V.E.™
<b>Cylinders</b>	2	2
<b>Displacement</b>	599.4 cc	849 cc
<b>Bore</b>	72,3 mm	82 mm
<b>Stroke</b>	73 mm	80.4 mm
<b>Maximum engine speed</b>	8100 RPM	7900 RPM
<b>Carburation</b>	Electronic Direct Injection	Electronic Direct Injection with additional booster injectors
<b>Recommended fuel type</b>	Unleaded	Unleaded
<b>Minimum octane</b>	95	95
<b>Fuel tank</b>	37 liters	
<b>Oil tank capacity (2-stroke)</b>	3,4 liters	

## POWERTRAIN

<b>Drive clutch type</b>	pDrive with clickers
<b>Driven clutch type</b>	QRS
<b>Brake system</b>	Hydraulic brake with braided steel brake line, plastic master cylinder

## FEATURES

<b>Frame</b>	Radien
<b>Skis</b>	Blade DS+
<b>Seating</b>	Sport, 1-up
<b>Handlebar</b>	U-type aluminium with hooks, low grab handle
<b>Riser block height</b>	145 mm
<b>Starter</b>	Electric and manual
<b>Reverse</b>	RER

## COLOUR

Hyper Silver/Black

## DIMENSIONS

<b>Vehicle overall length*</b>	3310 mm
<b>Vehicle overall width</b>	1120 mm
<b>Vehicle overall height</b>	1320 mm
<b>Ski stance</b>	921 mm
<b>Track nominal width</b>	400 mm
<b>Track nominal length</b>	3912 mm
<b>Track profile height</b>	64 mm PowderMax II

## SUSPENSION

<b>Front suspension</b>	LFS
<b>Front shock</b>	HPG 36
<b>Rear suspension</b>	PPS²-DS+ -3900
<b>Center shock</b>	HPG 36
<b>Rear shock</b>	HPG 36

\* Vehicle overall length without snowflap.



## ROTAX® ENGINE

	600 EFI	600R E-TEC
<b>Engine details</b>	Liquid-cooled, two-stroke	Liquid-cooled, two-stroke, 3-D R.A.V.E.™
<b>Cylinders</b>	2	2
<b>Displacement</b>	599.4 cc	599.4 cc
<b>Bore</b>	72.3 mm	72,3 mm
<b>Stroke</b>	73 mm	73 mm
<b>Maximum engine speed</b>	7500 RPM	8100 RPM
<b>Carburation</b>	EFI	Electronic Direct Injection
<b>Recommended fuel type</b>	Unleaded	Unleaded
<b>Minimum octane</b>	95	95
<b>Fuel tank</b>	37 liters	
<b>Oil tank capacity (2-stroke)</b>	3,4 liters	

## POWERTRAIN

<b>Drive clutch type</b>	pDrive with clickers (600R E-TEC) pDrive (600 EFI)
<b>Driven clutch type</b>	QRS
<b>Brake system</b>	Hydraulic brake with braided steel brake line, plastic master cylinder

## FEATURES

<b>Frame</b>	Radien
<b>Skis</b>	Blade DS+
<b>Seating</b>	Sport, 1-up
<b>Handlebar</b>	U-type aluminium with hooks, low grab handle
<b>Riser block height</b>	145 mm
<b>Starter</b>	Electric and manual
<b>Reverse</b>	RER

## COLOUR

Race Orange/Black

## DIMENSIONS

<b>Vehicle overall length*</b>	3160 mm (3700) 3270 mm (3900)
<b>Vehicle overall width</b>	1200 mm
<b>Vehicle overall height</b>	1250 mm
<b>Ski stance</b>	996 mm
<b>Track nominal width</b>	406 mm
<b>Track nominal length</b>	3705 mm 3923 mm
<b>Track profile height</b>	51 mm PowderMax

## SUSPENSION

<b>Front suspension</b>	LFS
<b>Front shock</b>	HPG 36
<b>Rear suspension</b>	PPS <sup>2</sup> -DS+ -3700 PPS <sup>2</sup> -DS+ -3900
<b>Center shock</b>	HPG 36
<b>Rear shock</b>	HPG 36

<b>Heated throttle lever</b>	Standard
<b>Heated grips</b>	Standard
<b>Gauge</b>	4.5-in. digital display
<b>Windshield</b>	Low
<b>Visor Plug front / rear</b>	Front
<b>USB power outlet</b>	Yes, in front compartment
<b>LinQ attachment</b>	2 pairs

\* Vehicle overall length without snowflap.



## ROTAX® ENGINE

	600R E-TEC	850 E-TEC
<b>Engine details</b>	Liquid-cooled, two-stroke, 3-D R.A.V.E.™	Liquid-cooled, two-stroke, 3-D R.A.V.E.™
<b>Cylinders</b>	2	2
<b>Displacement</b>	599.4 cc	849 cc
<b>Bore</b>	72,3 mm	82 mm
<b>Stroke</b>	73 mm	80.4 mm
<b>Maximum engine speed</b>	8100 RPM	7900 RPM
<b>Carburation</b>	Electronic Direct Injection	Electronic Direct Injection with additional booster injectors
<b>Recommended fuel type</b>	Unleaded	Unleaded
<b>Minimum octane</b>	95	95
<b>Fuel tank</b>	37 liters	
<b>Oil tank capacity (2-stroke)</b>	3,4 liters	

## POWERTRAIN

<b>Drive clutch type</b>	pDrive with clickers
<b>Driven clutch type</b>	QRS
<b>Brake system</b>	Hydraulic brake with braided steel brake line, plastic master cylinder

## FEATURES

<b>Frame</b>	Radien
<b>Skis</b>	Blade XC+
<b>Seating</b>	Sport, 1-up
<b>Handlebar</b>	U-type aluminium with hooks
<b>Riser block height</b>	90 mm
<b>Starter</b>	Manual Electric (spring only)

## COLOUR

Platinum Silver Satin /  
Viper Red

## DIMENSIONS

<b>Vehicle overall length*</b>	3040 mm
<b>Vehicle overall width</b>	1270 mm
<b>Vehicle overall height</b>	1210 mm
<b>Ski stance</b>	1097 mm
<b>Track nominal width</b>	381 mm
<b>Track nominal length</b>	3487 mm
<b>Track profile height</b>	41 mm Cobra 38 mm Ice Cobra studded (spring only)

## SUSPENSION

<b>Front suspension</b>	LFS+
<b>Front shock</b>	KYB 46 HLCR Kashima
<b>Rear suspension</b>	PPS <sup>3</sup> -3500
<b>Center shock</b>	KYB 46 HLCR Kashima
<b>Rear shock</b>	KYB 46 HLCR Kashima

\* Vehicle overall length without snowflap.

# RAVE ENDURO



## ROTAX® ENGINE

### 600R E-TEC

Engine details	Liquid-cooled, two-stroke, 3-D R.A.V.E.™
Cylinders	2
Displacement	599.4 cc
Bore	72,3 mm
Stroke	73 mm
Maximum engine speed	8100 RPM
Carburation	Electronic Direct Injection
Recommended fuel type	Unleaded
Minimum octane	95
Fuel tank	37 liters
Oil tank capacity (2-stroke)	3,4 liters

## COLOUR

Bright White / Viper Red

## DIMENSIONS

Vehicle overall length*	2930 mm
Vehicle overall width	1250 mm
Vehicle overall height	1260 mm
Ski stance	1097 mm
Track nominal width	381 mm
Track nominal length	3269 mm
Track profile height	41 mm Cobra

## POWERTRAIN

Drive clutch type	pDrive with clickers
Driven clutch type	QRS
Brake system	RS brake with 4 piston caliber, plastic master cylinder

## SUSPENSION

Front suspension	LFS+
Front shock	KYB 46 HLCR Kashima
Rear suspension	PPS <sup>3</sup> -3300
Center shock	KYB 46 HLCR Kashima
Rear shock	KYB 46 HLCR Kashima

## FEATURES

Frame	Radien	Heated throttle lever	Standard
Skis	Blade XC+	Heated grips	Standard
Seating	Sport, 1-up	Gauge	7.2-in. wide digital display
Handlebar	U-type aluminium with hooks	Windshield	Extra low
Riser block height	90 mm	USB power outlet	Yes, in front compartment
Starter	Manual	LinQ attachment	1 pair
Reverse	RER		

\* Vehicle overall length without snowflap.

# RAVE 120



## ROTAX® ENGINE

120

Engine details	Air-cooled, four-stroke
Cylinders	1
Displacement	123 cc
Bore	56 mm
Stroke	50 mm
Carburation	Carburetor
Recommended fuel type	Unleaded
Minimum octane	95
Fuel tank	1,9 liters
Oil tank capacity (2-stroke)	0,55 liters

## COLOUR

Viper Red

## DIMENSIONS

Vehicle overall length*	1854 mm
Vehicle overall width	914 mm
Vehicle overall height	864 mm
Ski stance	775 mm adjustable
Track nominal width	254 mm
Track nominal length	1700 mm
Track profile height	19 mm Cobra

## POWERTRAIN

Drive clutch type	CVT system
Driven clutch type	Centrifugal
Brake system	Adjustable band

## SUSPENSION

Front suspension	A-Arm
Front shock	Hydraulic twin-tube
Rear suspension	Slide rail, adjustable torsion spring
Rear shock	Hydraulic twin-tube

## FEATURES

Frame	Youth	Heated grips	Standard
Starter	Manual	Windshield	Low
Heated throttle lever	Standard		

\* Vehicle overall length without snowflap.

# RAVE 200



## ROTAX® ENGINE

200

Engine details	Air-cooled, four-stroke
Cylinders	1
Displacement	192 cc
Bore	70 mm
Stroke	50 mm
Carburation	Carburetor
Recommended fuel type	Unleaded
Minimum octane	95
Fuel tank	8,3 liters
Oil tank capacity (2-stroke)	0,55 liters

## COLOUR

Viper Red

## DIMENSIONS

Vehicle overall length*	2134 mm
Vehicle overall width	914 mm
Vehicle overall height	864 mm
Ski stance	775 mm adjustable
Track nominal width	254 mm
Track nominal length	2360 mm
Track profile height	25 mm Cobra

## POWERTRAIN

Drive clutch type	CVT system
Driven clutch type	Centrifugal
Brake system	Hydraulic

## SUSPENSION

Front suspension	A-Arm
Front shock	Hydraulic twin-tube
Rear suspension	Slide rail, adjustable torsion spring
Rear shock	Hydraulic twin-tube

## FEATURES

Frame	Youth	Heated grips	Standard
Starter	Electric	Windshield	Low
Heated throttle lever	Standard		

\* Vehicle overall length without snowflap.

# ADVENTURE SC



## ROTAX® ENGINE

	900 ACE Turbo	900 ACE
<b>Engine details</b>	Liquid-cooled, four-stroke D.O.H.C., turbocharged	Liquid-cooled, four-stroke D.O.H.C.
<b>Cylinders</b>	3	3
<b>Displacement</b>	899.0 cc	899.0 cc
<b>Bore</b>	74 mm	74 mm
<b>Stroke</b>	69.7 mm	69.7 mm
<b>Maximum engine speed</b>	7750 RPM	7250 RPM
<b>Carburation</b>	EFI	EFI
<b>Recommended fuel type</b>	Unleaded	Unleaded
<b>Minimum octane</b>	95	95
<b>Fuel tank</b>	37 liters	

## COLOUR

Viper Red/Black

## DIMENSIONS

<b>Vehicle overall length*</b>	3250 mm
<b>Vehicle overall width</b>	1200 mm
<b>Vehicle overall height</b>	1280 mm
<b>Ski stance</b>	996 mm
<b>Track nominal width</b>	381 mm
<b>Track nominal length</b>	3705 mm
<b>Track profile height</b>	41 mm Cobra

## POWERTRAIN

<b>Drive clutch type</b>	pDrive
<b>Driven clutch type</b>	QRS
<b>Brake system</b>	Hydraulic brake with braided steel brake line, plastic master cylinder

## SUSPENSION

<b>Front suspension</b>	LFS
<b>Front shock</b>	KYB 36
<b>Rear suspension</b>	PPS <sup>3</sup> -3700
<b>Center shock</b>	KYB 36
<b>Rear shock</b>	KYB 46 Kashima

## FEATURES

<b>Frame</b>	Radien-X	<b>Heated grips</b>	Standard
<b>Skis</b>	Blade DS+	<b>Gauge</b>	7.2-in. wide digital display
<b>Seating</b>	Sport, 1-up	<b>Windshield</b>	Medium with side deflectors
<b>Handlebar</b>	Straight steel with hooks	<b>Hitch</b>	Standard
<b>Riser block height</b>	120 mm	<b>Visor Plug front / rear</b>	Front
<b>Starter</b>	Electric	<b>USB power outlet</b>	Yes, in front compartment
<b>Reverse</b>	Mechanical	<b>Air radiator with fan</b>	Yes
<b>Heated throttle lever</b>	Standard	<b>LinQ attachment</b>	2 pairs

\* Vehicle overall length without snowflap.



## ROTAX® ENGINE

### 600 ACE

Engine details	Liquid-cooled, four-stroke D.O.H.C.
Cylinders	2
Displacement	600 cc
Bore	74 mm
Stroke	69.7 mm
Maximum engine speed	7250 RPM
Carburation	EFI
Recommended fuel type	Unleaded
Minimum octane	95
Fuel tank	37 liters

## COLOUR

Viper Red/Black

## DIMENSIONS

Vehicle overall length*	3160 mm
Vehicle overall width	1200 mm
Vehicle overall height	1280 mm
Ski stance	996 mm
Track nominal width	381 mm
Track nominal length	3705 mm
Track profile height	41 mm Cobra

## POWERTRAIN

Drive clutch type	eDrive II
Driven clutch type	QRS
Brake system	Hydraulic brake with braided steel brake line, plastic master cylinder

## SUSPENSION

Front suspension	LFS
Front shock	HPG 36
Rear suspension	PPS <sup>3</sup> -3700
Center shock	HPG 36
Rear shock	HPG 36

## FEATURES

Frame	Radien-X	Heated throttle lever	Standard
Skis	Blade DS+	Heated grips	Standard
Seating	Sport, 1-up	Gauge	4.5-in. digital display
Handlebar	Straight steel with hooks	Windshield	Medium with side deflectors
Riser block height	120 mm	Visor Plug front / rear	Front
Starter	Electric	USB power outlet	Yes, in front compartment
Reverse	Mechanical	LinQ attachment	2 pairs

\* Vehicle overall length without snowflap.

# ADVENTURE LX



## ROTAX® ENGINE

### 600 ACE

Engine details	Liquid-cooled, four-stroke D.O.H.C.
Cylinders	2
Displacement	600 cc
Bore	74 mm
Stroke	69.7 mm
Maximum engine speed	7250 RPM
Carburation	EFI
Recommended fuel type	Unleaded
Minimum octane	95
Fuel tank	37 liters

## COLOUR

Viper Red/Black

## DIMENSIONS

Vehicle overall length*	3060 mm
Vehicle overall width	1280 mm
Vehicle overall height	1470 mm
Ski stance	1080 mm
Track nominal width	381 mm
Track nominal length	3487 mm
Track profile height	34 mm Cobra

## POWERTRAIN

Drive clutch type	eDrive II
Driven clutch type	QRS
Brake system	Hydraulic brake with braided steel brake line, plastic master cylinder

## SUSPENSION

Front suspension	LFS
Front shock	HPG 36
Rear suspension	PPS <sup>3</sup> -3500
Center shock	HPG 36
Rear shock	HPG 36

## FEATURES

Frame	Radien-X	Heated grips	Standard
Skis	Blade DS+	Gauge	4.5-in. digital display
Seating	2-up	Windshield	Extra high with side deflectors
Handlebar	Steel with hooks	Visor Plug front / rear	Front
Riser block height	120 mm	USB power outlet	Yes, in front compartment
Starter	Electric	Air radiator with fan	Yes
Reverse	Mechanical	LinQ attachment	1 pair
Heated throttle lever	Standard		

\* Vehicle overall length without snowflap.



# COMMANDER GLX 5900

## ROTAX® ENGINE

### 900 ACE Turbo R

Engine details	Liquid-cooled, four-stroke D.O.H.C., turbocharged
Cylinders	3
Displacement	899.0 cc
Bore	74 mm
Stroke	69.7 mm
Maximum engine speed	7900 RPM
Carburation	EFI
Recommended fuel type	Unleaded
Minimum octane	95
Fuel tank	42 liters

## COLOUR

Labrador Blue / Hyper  
Silver / Black

## DIMENSIONS

Vehicle overall length*	3265 mm
Vehicle overall width	1200 mm
Vehicle overall height	1500 mm
Ski stance	996 mm
Track nominal width	500 mm
Track nominal length	3923 mm
Track profile height	44 mm PowderMax

## POWERTRAIN

Gearbox	2F/N/R with push-button reverse
Drive clutch type	pDrive
Driven clutch type	QRS
Brake system	Hydraulic brake with braided steel brake line, plastic master cylinder

## SUSPENSION

Front suspension	LFS with bended lower A-Arms
Front shock	KYB 36 CR
Rear suspension	EasyRide with adjustment
Center shock	KYB 46 Kashima
Rear shock	KYB 46 Kashima

## FEATURES

Frame	Radien-X	Heated grips	Standard
Skis	Blade DS+	Gauge	7.2-in. wide digital display
Seating	Modular, 1+1	Windshield	Extra high with side deflectors
Handlebar	U-type steel with hooks, low grab handle	Hitch	Standard
Riser block height	Adjustable 125-165 mm	Visor Plug front / rear	Front
Starter	Electric	USB power outlet	Front
Reverse	Electromechanical	Air radiator with fan	Yes
Heated throttle lever	Standard	LinQ attachment	Multi-LinQ plate

\* Vehicle overall length without snowflap.



# COMMANDER GRAND TOURER

## ROTAX® ENGINE

	900 ACE Turbo	900 ACE Turbo R
<b>Engine details</b>	Liquid-cooled, four-stroke D.O.H.C., turbocharged	Liquid-cooled, four-stroke D.O.H.C., turbocharged
<b>Cylinders</b>	3	3
<b>Displacement</b>	899.0 cc	899.0 cc
<b>Bore</b>	74 mm	74 mm
<b>Stroke</b>	69.7 mm	69.7 mm
<b>Maximum engine speed</b>	7750 RPM	7900 RPM
<b>Carburation</b>	EFI	EFI
<b>Recommended fuel type</b>	Unleaded	Unleaded
<b>Minimum octane</b>	95	95
<b>Fuel tank</b>	42 liters	

## POWERTRAIN

<b>Gearbox</b>	2F/N/R with push-button reverse
<b>Drive clutch type</b>	pDrive
<b>Driven clutch type</b>	QRS
<b>Brake system</b>	Hydraulic brake with braided steel brake line, plastic master cylinder

## FEATURES

<b>Frame</b>	Radien-X	<b>Gauge</b>	7.2-in. wide digital display 7.8-in panorama display (spring only)
<b>Skis</b>	Blade DS+	<b>Mirrors</b>	Standard
<b>Seating</b>	Luxury Modular 1+1 with heating	<b>Windshield</b>	Extra high with side deflectors
<b>Handlebar</b>	Steel with hooks	<b>Hitch</b>	Standard
<b>Riser block height</b>	Adjustable 125-165 mm	<b>Visor Plug front / rear</b>	Front/Rear
<b>Starter</b>	Electric	<b>USB power outlet</b>	Front
<b>Reverse</b>	Electromechanical	<b>Air radiator with fan</b>	Yes
<b>Heated throttle lever</b>	Standard	<b>LinQ attachment</b>	Multi-LinQ plate
<b>Heated grips</b>	Standard		

## COLOUR

Noble Bronze/Black

## DIMENSIONS

<b>Vehicle overall length*</b>	3230 mm
<b>Vehicle overall width</b>	1280 mm
<b>Vehicle overall height</b>	1470 mm
<b>Ski stance</b>	1080 mm
<b>Track nominal width</b>	500 mm
<b>Track nominal length</b>	3923 mm
<b>Track profile height</b>	44 mm PowderMax

## SUSPENSION

<b>Front suspension</b>	LFS
<b>Front shock</b>	KYB 36 R
<b>Rear suspension</b>	EasyRide with adjustment
<b>Center shock</b>	KYB 46 Kashima
<b>Rear shock</b>	KYB 46 Kashima

\* Vehicle overall length without snowflap.

# COMMANDER LIMITED



## ROTAX® ENGINE

	900 ACE	900 ACE Turbo
<b>Engine details</b>	Liquid-cooled, four-stroke D.O.H.C.	Liquid-cooled, four-stroke D.O.H.C., turbocharged
<b>Cylinders</b>	3	3
<b>Displacement</b>	899.0 cc	899.0 cc
<b>Bore</b>	74 mm	74 mm
<b>Stroke</b>	69.7 mm	69.7 mm
<b>Maximum engine speed</b>	7250 RPM	7750 RPM
<b>Carburation</b>	EFI	EFI
<b>Recommended fuel type</b>	Unleaded	Unleaded
<b>Minimum octane</b>	95	95
<b>Fuel tank</b>	42 liters	

## POWERTRAIN

<b>Gearbox</b>	2F/N/R with push-button reverse
<b>Drive clutch type</b>	pDrive with slider shoes (900 ACE) pDrive (900 ACE Turbo)
<b>Driven clutch type</b>	QRS
<b>Brake system</b>	Hydraulic brake with braided steel brake line, plastic master cylinder

## FEATURES

<b>Frame</b>	Radien-X
<b>Skis</b>	Blade DS+
<b>Seating</b>	Modular, 1+1
<b>Handlebar</b>	U-type steel with hooks, low grab handle
<b>Riser block height</b>	145 mm
<b>Starter</b>	Electric
<b>Reverse</b>	Electromechanical
<b>Heated throttle lever</b>	Standard

## COLOUR

Tactical Grey/Viper Red/Black

## DIMENSIONS

<b>Vehicle overall length*</b>	3240 mm
<b>Vehicle overall width</b>	1200 mm
<b>Vehicle overall height</b>	1500 mm
<b>Ski stance</b>	996 mm
<b>Track nominal width</b>	500 mm
<b>Track nominal length</b>	3923 mm
<b>Track profile height</b>	44 mm PowderMax

## SUSPENSION

<b>Front suspension</b>	LFS with bended lower A-Arms
<b>Front shock</b>	HPG 36
<b>Rear suspension</b>	EasyRide with adjustment
<b>Center shock</b>	HPG 36
<b>Rear shock</b>	HPG 36

<b>Heated grips</b>	Standard
<b>Gauge</b>	7.2-in. wide digital display
<b>Windshield</b>	Extra high with side deflectors
<b>Hitch</b>	Standard
<b>Visor Plug front / rear</b>	Front
<b>USB power outlet</b>	Front
<b>Air radiator with fan</b>	Yes
<b>LinQ attachment</b>	Multi-LinQ plate

\* Vehicle overall length without snowflap.

# COMMANDER



ROTAX® ENGINE		600R E-TEC	900 ACE	900 ACE Turbo	COLOUR	Tactical Grey/Black
Engine details		Liquid-cooled, two-stroke, 3-D R.A.V.E.™	Liquid-cooled, four-stroke D.O.H.C.	Liquid-cooled, four-stroke D.O.H.C., turbo-charged	<b>DIMENSIONS</b>	
Cylinders		2	3	3	Vehicle overall length*	3240 mm
Displacement		599.4 cc	899.0 cc	899.0 cc	Vehicle overall width	1200 mm
Bore		72,3 mm	74 mm	74 mm	Vehicle overall height	1500 mm
Stroke		73 mm	69.7 mm	69.7 mm	Ski stance	996 mm
Maximum engine speed		8100 RPM	7250 RPM	7750 RPM	Track nominal width	500 mm
Carburation		Electronic Direct Injection	EFI	EFI	Track nominal length	3923 mm
Recommended fuel type		Unleaded	Unleaded	Unleaded	Track profile height	44 mm PowderMax
Minimum octane		95	95	95	<b>SUSPENSION</b>	
Fuel tank		42 liters			Front suspension	LFS with bended lower A-Arms
Oil tank capacity (2-stroke)		3,4 liters			Front shock	HPG 36
<b>POWERTRAIN</b>		2F/N/R with push-button reverse			Rear suspension	EasyRide with adjustment
Gearbox		pDrive with clickers (600R E-TEC)			Center shock	HPG 36
Drive clutch type		pDrive with slider shoes (900 ACE)			Rear shock	HPG 36
Driven clutch type		QRS			<b>FEATURES</b>	
Brake system		Hydraulic brake with braided steel brake line, plastic master cylinder			Frame	Radien-X
<b>FEATURES</b>		Skis	Blade DS+	Heated throttle lever	Standard	
Seating		Modular, 1-up		Heated grips	Standard	
Handlebar		U-type steel with hooks, low grab handle		Gauge	4.5-in. digital display	
Riser block height		145 mm		Windshield	Extra high with side deflectors	
Starter		Electric		Hitch	Standard	
Reverse		RER (600R E-TEC) Electromechanical (ACE)		Visor Plug front / rear	Front	
				USB power outlet	Front	
				Air radiator with fan	Yes	
				LinQ attachment	Multi-LinQ plate	

\* Vehicle overall length without snowflap.

# 49 RANGER PRO



## ROTAX® ENGINE

### 600R E-TEC

Engine details	Liquid-cooled, two-stroke, 3-D R.A.V.E.™
Cylinders	2
Displacement	599.4 cc
Bore	72,3 mm
Stroke	73 mm
Maximum engine speed	8100 RPM
Carburation	Electronic Direct Injection
Recommended fuel type	Unleaded
Minimum octane	95
Fuel tank	37 liters
Oil tank capacity (2-stroke)	3,4 liters

## POWERTRAIN

Drive clutch type	pDrive with clickers
Driven clutch type	QRS
Brake system	Hydraulic brake with braided steel brake line, plastic master cylinder

## FEATURES

Frame	Radien
Skis	Blade DS+
Seating	2-up light 2-up with touring kit (spring only)
Handlebar	U-type steel with hooks, low grab handle
Riser block height	145 mm
Starter	Electric and manual
Reverse	RER
Heated throttle lever	Standard

## COLOUR

Orange/Full Moon  
Silver/Black

## DIMENSIONS

Vehicle overall length*	3430 mm
Vehicle overall width	1120 mm
Vehicle overall height	1510 mm
	921 mm
Ski stance	996 mm with touring kit (spring only)
Track nominal width	406 mm
Track nominal length	3923 mm
Track profile height	64 mm PowderMax

## SUSPENSION

Front suspension	LFS with bended lower A-Arms
Front shock	HPG 36
Rear suspension	EasyRide with extension lock
Center shock	HPG 36
Rear shock	HPG 36

Heated grips	Standard
Gauge	7.2-in. wide digital display
Mirrors	Standard with touring kit (spring only)
Windshield	Extra high with side deflectors
Hitch	Standard
Visor Plug front / rear	Front
USB power outlet	Yes, in front compartment
Air radiator with fan	Yes
LinQ attachment	Multi-LinQ plate

\* Vehicle overall length without snowflap.

# 49 RANGER ST



## ROTAX® ENGINE

	900 ACE	900 ACE Turbo
<b>Engine details</b>	Liquid-cooled, four-stroke D.O.H.C.	Liquid-cooled, four-stroke D.O.H.C., turbocharged
<b>Cylinders</b>	3	3
<b>Displacement</b>	899.0 cc	899.0 cc
<b>Bore</b>	74 mm	74 mm
<b>Stroke</b>	69.7 mm	69.7 mm
<b>Maximum engine speed</b>	7250 RPM	7750 RPM
<b>Carburation</b>	EFI	EFI
<b>Recommended fuel type</b>	Unleaded	Unleaded
<b>Minimum octane</b>	95	95
<b>Fuel tank</b>	37 liters	

## COLOUR

Noble Bronze/Black

## DIMENSIONS

<b>Vehicle overall length*</b>	3400 mm
<b>Vehicle overall width</b>	1280 mm
<b>Vehicle overall height</b>	1470 mm
<b>Ski stance</b>	1080 mm
<b>Track nominal width</b>	406 mm
<b>Track nominal length</b>	3923 mm
<b>Track profile height</b>	51 mm PowderMax

## POWERTRAIN

<b>Drive clutch type</b>	pDrive with slider shoes (900 ACE) pDrive (900 ACE Turbo)
<b>Driven clutch type</b>	QRS
<b>Brake system</b>	Hydraulic brake with braided steel brake line, plastic master cylinder

## SUSPENSION

<b>Front suspension</b>	LFS
<b>Front shock</b>	HPG 36
<b>Rear suspension</b>	EasyRide with adjustment
<b>Center shock</b>	HPG 36
<b>Rear shock</b>	HPG 36

## FEATURES

<b>Frame</b>	Radien-X	<b>Heated grips</b>	Standard
<b>Skis</b>	Blade DS+	<b>Gauge</b>	7.2-in. wide digital display
<b>Seating</b>	2-up	<b>Mirrors</b>	Standard
<b>Handlebar</b>	U-type steel with hooks, low grab handle	<b>Windshield</b>	Extra high with side deflectors
<b>Riser block height</b>	145 mm	<b>Hitch</b>	Standard
<b>Starter</b>	Electric	<b>Visor Plug front / rear</b>	Front
<b>Reverse</b>	Mechanical	<b>USB power outlet</b>	Yes, in front compartment
<b>Heated throttle lever</b>	Standard	<b>Air radiator with fan</b>	Yes
		<b>LinQ attachment</b>	Multi-LinQ plate

\* Vehicle overall length without snowflap.

# 49 RANGER



## ROTAX® ENGINE

### 600 ACE

Engine details	Liquid-cooled, four-stroke D.O.H.C.
Cylinders	2
Displacement	600 cc
Bore	74 mm
Stroke	69.7 mm
Maximum engine speed	7250 RPM
Carburation	EFI
Recommended fuel type	Unleaded
Minimum octane	95
Fuel tank	37 liters

## COLOUR

Orange/Full Moon  
Silver/Black

## DIMENSIONS

Vehicle overall length*	3400 mm
Vehicle overall width	1200 mm
Vehicle overall height	1540 mm
Ski stance	996 mm
Track nominal width	406 mm
Track nominal length	3923 mm
Track profile height	38 mm DSG

## POWERTRAIN

Drive clutch type	eDrive II
Driven clutch type	QRS
Brake system	Hydraulic brake with braided steel brake line, plastic master cylinder

## SUSPENSION

Front suspension	LFS with bended lower A-Arms
Front shock	HPG 36
Rear suspension	EasyRide
Center shock	HPG 36
Rear shock	HPG 36

## FEATURES

Frame	Radien-X	Heated grips	Standard
Skis	Blade DS+	Gauge	4.5-in. digital display
Seating	2-up light	Windshield	Extra high with side deflectors
Handlebar	U-type steel with hooks, low grab handle	Hitch	Standard
Riser block height	145 mm	Visor Plug front / rear	Front
Starter	Electric	USB power outlet	Yes, in front compartment
Reverse	Mechanical	Air radiator with fan	Yes
Heated throttle lever	Standard	LinQ attachment	Multi-LinQ plate

\* Vehicle overall length without snowflap.

# 59 RANGER ALPINE



## ROTAX® ENGINE

### 900 ACE

Engine details	Liquid-cooled, four-stroke D.O.H.C.
Cylinders	3
Displacement	899.0 cc
Bore	74 mm
Stroke	69.7 mm
Maximum engine speed	7250 RPM
Carburation	EFI
Recommended fuel type	Unleaded
Minimum octane	95
Fuel tank	42 liters

## POWERTRAIN

Gearbox	2F/N/R with push-button reverse
Drive clutch type	pDrive with slider shoes
Driven clutch type	QRS
Brake system	Hydraulic brake with braided steel brake line, plastic master cylinder

## FEATURES

Frame	Radien-X
Skis	Blade DS+
Seating	Modular, 1-up heated
Handlebar	U-type steel with hooks, low grab handle
Riser block height	145 mm
Starter	Electric
Reverse	Electromechanical

## COLOUR

White/Orange/Black

## DIMENSIONS

Vehicle overall length*	3230 mm
Vehicle overall width	1280 mm
Vehicle overall height	1470 mm
Ski stance	1080 mm
Track nominal width	500 mm
Track nominal length	3923 mm
Track profile height	38 mm Cobra (studded)

## SUSPENSION

Front suspension	LFS
Front shock	HPG 36
Rear suspension	EasyRide with adjustment & extension lock
Center shock	HPG 36
Rear shock	HPG 36

Heated throttle lever	Standard
Heated grips	Standard
Gauge	7.2-in. wide digital display
Windshield	Extra high with side deflectors
Hitch	Standard
Visor Plug front / rear	Front
USB power outlet	Front
Air radiator with fan	Yes

\* Vehicle overall length without snowflap.



# 59 RANGER 600 ACE

## ROTAX® ENGINE

### 600 ACE

Engine details	Liquid-cooled, four-stroke D.O.H.C.
Cylinders	2
Displacement	600 cc
Bore	74 mm
Stroke	69.7 mm
Maximum engine speed	7250 RPM
Carburation	EFI
Recommended fuel type	Unleaded
Minimum octane	95
Fuel tank	42 liters

## COLOUR

Viper Red/Black

## DIMENSIONS

Vehicle overall length*	3240 mm
Vehicle overall width	1200 mm
Vehicle overall height	1500 mm
Ski stance	996 mm
Track nominal width	500 mm
Track nominal length	3923 mm
Track profile height	44 mm

## POWERTRAIN

Gearbox	2F/N/R with push-button reverse
Drive clutch type	eDrive II
Driven clutch type	QRS
Brake system	Hydraulic brake with braided steel brake line, plastic master cylinder

## SUSPENSION

Front suspension	LFS
Front shock	HPG 36
Rear suspension	EasyRide with adjustment
Center shock	HPG 36
Rear shock	HPG 36

## FEATURES

Frame	Radien-X	Heated grips	Standard
Skis	Blade DS+	Gauge	4.5-in. digital display
Seating	Modular, 1-up	Windshield	Extra high with side deflectors
Handlebar	U-type steel with hooks, low grab handle	Hitch	Standard
Riser block height	145 mm	Visor Plug front / rear	Front
Starter	Electric	USB power outlet	Front
Reverse	Electromechanical	Air radiator with fan	Yes
Heated throttle lever	Standard	LinQ attachment	Multi-LinQ plate

\* Vehicle overall length without snowflap.

# 59 RANGER 600 EFI



## ROTAX® ENGINE

### 600 EFI

Engine details	Liquid-cooled, two-stroke
Cylinders	2
Displacement	599.4 cc
Bore	72.3 mm
Stroke	73 mm
Maximum engine speed	7500 RPM
Carburation	EFI
Recommended fuel type	Unleaded
Minimum octane	95
Fuel tank	42 liters
Oil tank capacity (2-stroke)	3,4 liters

## COLOUR

Viper Red/Black

## DIMENSIONS

Vehicle overall length*	3240 mm
Vehicle overall width	1200 mm
Vehicle overall height	1500 mm
Ski stance	996 mm
Track nominal width	500 mm
Track nominal length	3923 mm
Track profile height	38 mm

## POWERTRAIN

Gearbox	
Drive clutch type	pDrive
Driven clutch type	QRS
Brake system	Hydraulic brake with braided steel brake line, plastic master cylinder

## SUSPENSION

Front suspension	LFS
Front shock	MC
Rear suspension	EasyRide
Center shock	HPG 36
Rear shock	HPG 36

## FEATURES

Frame	Radien-X	Heated throttle lever	Standard
Skis	Blade DS+	Heated grips	Standard
Seating	Modular, 1-up	Gauge	4.5-in. digital display
Handlebar	U-type steel with hooks	Windshield	Extra high with side deflectors
Riser block height	145 mm	Air radiator with fan	Yes
Starter	Electric and manual	LinQ attachment	Multi-LinQ plate
Reverse	RER		

\* Vehicle overall length without snowflap.

# 69 RANGER ALPINE



## ROTAX® ENGINE

### 900 ACE Turbo

Engine details	Liquid-cooled, four-stroke D.O.H.C., turbocharged
Cylinders	3
Displacement	899.0 cc
Bore	74 mm
Stroke	69.7 mm
Maximum engine speed	7750 RPM
Carburation	EFI
Recommended fuel type	Unleaded
Minimum octane	95
Fuel tank	42 liters

## COLOUR

White/Orange/Black

## DIMENSIONS

Vehicle overall length*	3240 mm
Vehicle overall width	1280 mm
Vehicle overall height	1470 mm
Ski stance	1080 mm
Track nominal width	600 mm
Track nominal length	3968 mm
Track profile height	32 mm Ice Ripper (studded)

## POWERTRAIN

Gearbox	2F/N/R with push-button reverse
Drive clutch type	pDrive
Driven clutch type	QRS
Brake system	RS brake with 4 piston caliber, plastic master cylinder

## SUSPENSION

Front suspension	LFS
Front shock	HPG 36
Rear suspension	EasyRide Alpine
Center shock	HPG 36
Rear shock	2 x HPG 36

## FEATURES

Frame	Radien-X	Heated grips	Standard
Skis	Blade DS+	Gauge	7.2-in. wide digital display
Seating	Modular, 1-up heated	Mirrors	Standard
Handlebar	U-type steel with hooks, low grab handle	Windshield	Extra high with side deflectors
Riser block height	145 mm	Hitch	Standard
Starter	Electric	Visor Plug front / rear	Front
Reverse	Electromechanical	USB power outlet	Yes, in front compartment
Heated throttle lever	Standard	Air radiator with fan	Yes

\* Vehicle overall length without snowflap.

# 69 RANGER LIMITED



## ROTAX® ENGINE

	900 ACE Turbo	900 ACE Turbo R
<b>Engine details</b>	Liquid-cooled, four-stroke D.O.H.C., turbocharged	Liquid-cooled, four-stroke D.O.H.C., turbocharged
<b>Cylinders</b>	3	3
<b>Displacement</b>	899.0 cc	899.0 cc
<b>Bore</b>	74 mm	74 mm
<b>Stroke</b>	69.7 mm	69.7 mm
<b>Maximum engine speed</b>	7750 RPM	7900 RPM
<b>Carburation</b>	EFI	EFI
<b>Recommended fuel type</b>	Unleaded	Unleaded
<b>Minimum octane</b>	95	95
<b>Fuel tank</b>	42 liters	

## POWERTRAIN

<b>Gearbox</b>	2F/N/R with push-button reverse
<b>Drive clutch type</b>	pDrive
<b>Driven clutch type</b>	QRS
<b>Brake system</b>	Hydraulic brake with braided steel brake line, plastic master cylinder

## FEATURES

<b>Frame</b>	Radien-X
<b>Skis</b>	Blade DS+
<b>Seating</b>	Modular, 1+1
<b>Handlebar</b>	U-type steel with hooks, low grab handle
<b>Riser block height</b>	145 mm
<b>Starter</b>	Electric
<b>Reverse</b>	Electromechanical
<b>Heated throttle lever</b>	Standard

## COLOUR

White/Orange/Black

## DIMENSIONS

<b>Vehicle overall length*</b>	3240 mm
<b>Vehicle overall width</b>	1200 mm
<b>Vehicle overall height</b>	1500 mm
<b>Ski stance</b>	996 mm
<b>Track nominal width</b>	600 mm
<b>Track nominal length</b>	3923 mm
<b>Track profile height</b>	38 mm

## SUSPENSION

<b>Front suspension</b>	LFS with bended lower A-Arms
<b>Front shock</b>	HPG 36
<b>Rear suspension</b>	EasyRide with adjustment
<b>Center shock</b>	HPG 36
<b>Rear shock</b>	HPG 36

<b>Heated grips</b>	Standard
<b>Gauge</b>	7.2-in. wide digital display
<b>Windshield</b>	Extra high with side deflectors
<b>Hitch</b>	Standard
<b>Visor Plug front / rear</b>	Front
<b>USB power outlet</b>	Front
<b>Air radiator with fan</b>	Yes
<b>LinQ attachment</b>	Multi-LinQ plate

\* Vehicle overall length without snowflap.



# 69 RANGER SNOW CRUISER

## ROTAX® ENGINE

### 900 ACE Turbo R

Engine details	Liquid-cooled, four-stroke D.O.H.C., turbocharged
Cylinders	3
Displacement	899.0 cc
Bore	74 mm
Stroke	69.7 mm
Maximum engine speed	7900 RPM
Carburation	EFI
Recommended fuel type	Unleaded
Minimum octane	95
Fuel tank	42 liters

## COLOUR

Noble Bronze/Black

## DIMENSIONS

Vehicle overall length*	3250 mm
Vehicle overall width	1280 mm
Vehicle overall height	1500 mm
Ski stance	1080 mm
Track nominal width	600 mm
Track nominal length	3923 mm
Track profile height	38 mm

## POWERTRAIN

Gearbox	2F/N/R with push-button reverse
Drive clutch type	pDrive
Driven clutch type	QRS
Brake system	Hydraulic brake with braided steel brake line, plastic master cylinder

## SUSPENSION

Front suspension	LFS
Front shock	KYB 36 R
Rear suspension	EasyRide with adjustment
Center shock	KYB 46 Kashima
Rear shock	KYB 46 Kashima

## FEATURES

Frame	Radien-X
Skis	Blade DS+
Seating	Luxury Modular 1+1 with heating
Handlebar	U-type steel with hooks, low grab handle
Riser block height	Adjustable 125-165 mm
Starter	Electric
Reverse	Electromechanical
Heated throttle lever	Standard
Heated grips	Standard

Gauge	7.2-in. wide digital display 7.8-in panorama display (spring only)
Mirrors	Standard
Windshield	Extra high with side deflectors
Hitch	Standard
Visor Plug front / rear	Front/Rear
USB power outlet	Front
Air radiator with fan	Yes
LinQ attachment	Multi-LinQ plate

\* Vehicle overall length without snowflap.

# 69 RANGER



## ROTAX® ENGINE

### 900 ACE

Engine details	Liquid-cooled, four-stroke D.O.H.C.
Cylinders	3
Displacement	899.0 cc
Bore	74 mm
Stroke	69.7 mm
Maximum engine speed	7250 RPM
Carburation	EFI
Recommended fuel type	Unleaded
Minimum octane	95
Fuel tank	42 liters

## POWERTRAIN

Gearbox	2F/N/R with push-button reverse
Drive clutch type	pDrive with slider shoes
Driven clutch type	QRS
Brake system	Hydraulic brake with braided steel brake line, plastic master cylinder

## FEATURES

Frame	Radien-X
Skis	Blade DS+
Seating	Modular, 1-up heated
Handlebar	U-type steel with hooks, low grab handle
Riser block height	145 mm
Starter	Electric
Reverse	Electromechanical
Heated throttle lever	Standard

## COLOUR

White/Orange/Black

## DIMENSIONS








Vehicle overall length*	3240 mm
Vehicle overall width	1200 mm
Vehicle overall height	1500 mm
Ski stance	996 mm
Track nominal width	600 mm
Track nominal length	3923 mm
Track profile height	38 mm

## SUSPENSION



Front suspension	LFS with bended lower A-Arms
Front shock	HPG 36
Rear suspension	EasyRide with adjustment
Center shock	HPG 36
Rear shock	HPG 36



Heated grips	Standard
Gauge	4.5-in. digital display
Mirrors	Standard
Windshield	Extra high with side deflectors
Hitch	Standard
Visor Plug front / rear	Front
USB power outlet	Front
Air radiator with fan	Yes
LinQ attachment	Multi-LinQ plate

\* Vehicle overall length without snowflap.

LYNX 2023 SPECIFICATIONS		SPORT				CROSSOVER		
		Rave				Adventure		
								
		RE	Enduro	120	200	LX	SC	
COLOUR		Platinum Silver Satin / Viper Red	Bright White / Viper Red	Viper Red	Viper Red	Viper Red/Black	Viper Red/Black	Viper Red/Black
FEATURES	Frame	Radien	Radien	Youth	Youth	Radien-X	Radien-X	Radien-X
	Skis	Blade XC+	Blade XC+			Blade DS+	Blade DS+	Blade DS+
	Seating	Sport, 1-up	Sport, 1-up			Sport, 1-up	2-up	Sport, 1-up
	Handlebar	U-type aluminium with hooks	U-type aluminium with hooks			Straight steel with hooks	Steel with hooks	Straight steel with hooks
	Starter	Manual Electric (spring only)	Manual	Manual	Electric	Electric	Electric	Electric
	Reverse	RER	RER			Mechanical	Mechanical	Mechanical
	Windshield	Extra low	Extra low	Low	Low	Medium with side deflectors	Extra high with side deflectors	Medium with side deflectors
GAUGE		7.2-in. wide digital display	7.2-in. wide digital display			4.5-in. digital display	4.5-in. digital display	7.2-in. wide digital display
SUSPENSION	Front suspension	LFS+	LFS+	A-Arm	A-Arm	LFS	LFS	LFS
	Front shock	KYB 46 HLCR Kashima	KYB 46 HLCR Kashima	Hydraulic twin-tube	Hydraulic twin-tube	HPG 36	HPG 36	KYB 36
	Rear suspension	PPS <sup>3</sup> -3500	PPS <sup>3</sup> -3300	Slide rail, adjustable torsion spring	Slide rail, adjustable torsion spring	PPS <sup>3</sup> -3700	PPS <sup>3</sup> -3500	PPS <sup>3</sup> -3700
	Center shock	KYB 46 HLCR Kashima	KYB 46 HLCR Kashima			HPG 36	HPG 36	KYB 36
	Rear shock	KYB 46 HLCR Kashima	KYB 46 HLCR Kashima	Hydraulic twin-tube	Hydraulic twin-tube	HPG 36	HPG 36	KYB 46 Kashima
ROTAX® ENGINE		600R E-TEC 850 E-TEC	600R E-TEC	120	200	600 ACE	600 ACE	900 ACE 900 ACE Turbo
Fuel tank		37 liters	37 liters	1,9 liters	8,3 liters	37 liters	37 liters	37 liters
TRACK	Track nominal length	3487 mm	3269 mm	1700 mm	2360 mm	3705 mm	3487 mm	3705 mm
	Track nominal width	381 mm	381 mm	254 mm	254 mm	381 mm	381 mm	381 mm
	Track profile height	41 mm Cobra 38 mm Ice Cobra studded (spring only)	41 mm Cobra	19 mm Cobra	25 mm Cobra	41 mm Cobra	34 mm Cobra	41 mm Cobra
DIMENSIONS	Ski stance	1097 mm	1097 mm	775 mm adjustable	775 mm adjustable	996 mm	1080 mm	996 mm
	Vehicle overall length*	3040 mm	2930 mm	1854 mm	2134 mm	3160 mm	3060 mm	3250 mm
	Vehicle overall width	1270 mm	1250 mm	914 mm	914 mm	1200 mm	1280 mm	1200 mm
	Vehicle overall height	1210 mm	1260 mm	864 mm	864 mm	1280 mm	1470 mm	1280 mm

## CROSSOVER

Xterrain				Commander			
							
PRO	RE	Brutal		Limited	GLX 5900	Grand Tourer	
Race Orange/Black	Hyper Silver/Black	Platinum Silver Satin / Viper Red	Platinum Silver Satin / Viper Red Platinum Silver Satin / Black (spring only)	Tactical Grey/Black	Tactical Grey/Viper Red/Black	Labrador Blue / Hyper Silver / Black	Noble Bronze/Black
Radien	Radien	Radien Radien-X	Radien-X	Radien-X	Radien-X	Radien-X	Radien-X
Blade DS+	Blade DS+	Blade XC+ Blade DS+ (spring only on 850)	Blade DS+	Blade DS+	Blade DS+	Blade DS+	Blade DS+
Sport, 1-up	Sport, 1-up	Sport, 1-up	Brutal, 1-up	Modular, 1-up	Modular, 1+1	Modular, 1+1	Luxury Modular 1+1 with heating
U-type aluminium with hooks, low grab handle	U-type aluminium with hooks, low grab handle	U-type aluminium with hooks, low grab handle	U-type aluminium with hooks, low grab handle	U-type steel with hooks, low grab handle	U-type steel with hooks, low grab handle	U-type steel with hooks, low grab handle	Steel with hooks
Electric and manual	Electric and manual	Electric and manual Electric (Turbo)	Electric and manual	Electric	Electric	Electric	Electric
RER	RER	RER (850 E-TEC) Electromechanical (ACE)	RER	RER (600R E-TEC) Electromechanical (ACE)	Electromechanical	Electromechanical	Electromechanical
Low	Medium with side deflectors	Low	Low	Extra high with side deflectors	Extra high with side deflectors	Extra high with side deflectors	Extra high with side deflectors
4.5-in. digital display	7.2-in. wide digital display	7.2-in. wide digital display 7.8-in panorama display (spring only on Turbo)	7.2-in. wide digital display 7.8-in panorama display (spring only)	4.5-in. digital display	7.2-in. wide digital display	7.2-in. wide digital display	7.2-in. wide digital display 7.8-in panorama display (spring only)
LFS	LFS	LFS+	LFS	LFS with bended lower A-Arms	LFS with bended lower A-Arms	LFS with bended lower A-Arms	LFS
HPG 36	HPG 36	KYB 46 HLCR Kashima	KYB 36	HPG 36	HPG 36	KYB 36 CR	KYB 36 R
PPS <sup>2</sup> -DS+ -3700 PPS <sup>2</sup> -DS+ -3900	PPS <sup>2</sup> -DS+ -3900	PPS <sup>3</sup> -3700	EasyRide	EasyRide with adjustment	EasyRide with adjustment	EasyRide with adjustment	EasyRide with adjustment
HPG 36	HPG 36	KYB 46 HLCR Kashima	KYB 46 Kashima	HPG 36	HPG 36	KYB 46 Kashima	KYB 46 Kashima
HPG 36	HPG 36	KYB 46 HLCR Kashima	KYB 46 Kashima	HPG 36	HPG 36	KYB 46 Kashima	KYB 46 Kashima
600 EFI 600R E-TEC	600R E-TEC 850 E-TEC	850 E-TEC 900 ACE Turbo R	850 E-TEC	600R E-TEC 900 ACE 900 ACE Turbo	900 ACE 900 ACE Turbo	900 ACE Turbo R	900 ACE Turbo 900 ACE Turbo R
37 liters	37 liters	37 liters	42 liters	42 liters	42 liters	42 liters	42 liters
3705 mm 3923 mm	3912 mm	3705 mm	3923 mm	3923 mm	3923 mm	3923 mm	3923 mm
406 mm	400 mm	406 mm	500 mm	500 mm	500 mm	500 mm	500 mm
51 mm PowderMax	64 mm PowderMax II	51 mm PowderMax 64 mm PowderMax II (spring only on 850) 41 mm Ice Cobra studded (spring only on Turbo)	60 mm PowderMax	44 mm PowderMax	44 mm PowderMax	44 mm PowderMax	38 mm Cobra (studded)
996 mm	921 mm	1097 mm 996 mm (spring only on 850)	996 mm	996 mm	996 mm	996 mm	1080 mm
3160 mm (3700) 3270 mm (3900)	3310 mm	3120 mm	3230 mm	3240 mm	3240 mm	3265 mm	3230 mm
1200 mm	1120 mm	1300 mm	1200 mm	1200 mm	1200 mm	1200 mm	1280 mm
1250 mm	1320 mm	1260 mm	1230 mm	1500 mm	1500 mm	1500 mm	1470 mm

LYNX 2023 SPECIFICATIONS				DEEP SNOW SPORT			UTILITY		
				Shredder			49 Ranger		
									
				DS	RE		PRO	ST	
COLOUR				Viper Red / Black	Platinum Silver Satin / Viper Red	Bright White / Viper Red	Orange/Full Moon Silver/Black	Orange/Full Moon Silver/Black	Noble Bronze/Black
FEATURES	Frame	Radien DS	Radien <sup>2</sup>	Radien <sup>2</sup>			Radien-X	Radien	Radien-X
	Skis	Blade DS+	Blade DS+	Blade DS+			Blade DS+	Blade DS+	Blade DS+
	Seating	Shredder, 1-up	Shredder DS, 1-up	Shredder DS, 1-up			2-up light	2-up light 2-up with touring kit (spring only)	2-up
	Handlebar	U-type aluminium with hooks, low grab handle	U-type aluminium with hooks, low grab handle	U-type aluminium with hooks, low grab handle			U-type steel with hooks, low grab handle	U-type steel with hooks, low grab handle	U-type steel with hooks, low grab handle
	Starter	Manual Electric (spring only)	Manual with SHOT	Manual with SHOT			Electric	Electric and manual	Electric
	Reverse	RER	RER	RER			Mechanical	RER	Mechanical
	Windshield						Extra high with side deflectors	Extra high with side deflectors	Extra high with side deflectors
GAUGE				4.5-in. digital display	4.5-in. digital display 10.25-in Color Display with BRP Connect (spring only)	4.5-in. digital display 10.25-in Color Display with BRP Connect (spring only)	4.5-in. digital display	7.2-in. wide digital display	7.2-in. wide digital display
SUSPENSION	Front suspension	LFS	LFS	LFS			LFS with bended lower A-Arms	LFS with bended lower A-Arms	LFS
	Front shock	HPG 36	KYB 36 Kashima	KYB 36 CR Kashima			HPG 36	HPG 36	HPG 36
	Rear suspension	PPS <sup>2</sup> -DS+ -3900	PPS <sup>2</sup> -DS+ -3900 PPS <sup>2</sup> -DS+ -4100 (spring only)	PPS <sup>2</sup> -DS+-3700 PPS <sup>2</sup> -DS+-3900			EasyRide	EasyRide with extension lock	EasyRide with adjustment
	Center shock	HPG 36	KYB 36 Kashima	KYB 46 HLCR Kashima			HPG 36	HPG 36	HPG 36
	Rear shock	HPG 36	KYB 36 Kashima	KYB 46 HLCR Kashima			HPG 36	HPG 36	HPG 36
ROTAX® ENGINE				600R E-TEC	850 E-TEC 850 E-TEC Turbo R (spring only)	850 E-TEC 850 E-TEC Turbo R (spring only)	600 ACE	600R E-TEC	900 ACE 900 ACE Turbo
Fuel tank				37 liters	37 liters	37 liters	37 liters	37 liters	37 liters
TRACK	Track nominal length	3912 mm	3912 mm 4178 mm	3705 mm 3912 mm			3923 mm	3923 mm	3923 mm
	Track nominal width	400 mm	381 mm	381 mm			406 mm	406 mm	406 mm
	Track profile height	64 mm PowderMax Light	76 mm PowderMax Light Large 64 mm PowderMax Light (spring only 3900)	64 mm PowderMax / Light 76 mm PowderMax Light Large (spring only, 3900)			38 mm DSG	64 mm PowderMax	51 mm PowderMax
DIMENSIONS	Ski stance	921 mm	921 mm	921 mm			996 mm	921 mm 996 mm with touring kit (spring only)	1080 mm
	Vehicle overall length*	3250 mm	3230 mm (3900) 3340 mm (4100)	3130 mm (3700) 3230 mm (3900)			3400 mm	3430 mm	3400 mm
	Vehicle overall width	1120 mm	1120 mm	1120 mm			1200 mm	1120 mm	1280 mm
	Vehicle overall height	1290 mm	1280 mm	1280 mm			1540 mm	1510 mm	1470 mm

# UTILITY

## 59 Ranger



600 ACE

600 EFI

Alpine

## 69 Ranger



Limited

Alpine

Snow Cruiser

Viper Red/Black

Viper Red/Black

White/Orange/  
Black

White/Orange/  
Black

White/Orange/  
Black

White/Orange/  
Black

Noble Bronze/Black

Radien-X

Radien-X

Radien-X

Radien-X

Radien-X

Radien-X

Radien-X

Blade DS+

Blade DS+

Blade DS+

Blade DS+

Blade DS+

Blade DS+

Blade DS+

Modular, 1-up

Modular, 1-up

Modular, 1-up  
heated

Modular, 1-up  
heated

Modular, 1+1

Modular, 1-up  
heated

Luxury Modular 1+1  
with heating

U-type steel with  
hooks, low grab  
handle

U-type steel with  
hooks

U-type steel with  
hooks, low grab  
handle

U-type steel with  
hooks, low grab  
handle

U-type steel with  
hooks, low grab  
handle

U-type steel with  
hooks, low grab  
handle

U-type steel with  
hooks, low grab  
handle

Electric

Electric and manual

Electric

Electric

Electric

Electric

Electric

Electromechanical

RER

Electromechanical

Electromechanical

Electromechanical

Electromechanical

Electromechanical

Extra high with side  
deflectors

Extra high with side  
deflectors

Extra high with side  
deflectors

Extra high with side  
deflectors

Extra high with side  
deflectors

Extra high with side  
deflectors

Extra high with side  
deflectors

4.5-in. digital  
display

4.5-in. digital  
display

7.2-in. wide digital  
display

4.5-in. digital  
display

7.2-in. wide digital  
display

7.2-in. wide digital  
display

7.2-in. wide digital  
display  
7.8-in panorama  
display (spring only)

LFS

LFS

LFS

LFS  
with bended lower  
A-Arms

LFS  
with bended lower  
A-Arms

LFS

LFS

HPG 36

MC

HPG 36

HPG 36

HPG 36

HPG 36

KYB 36 R

EasyRide with  
adjustment

EasyRide

EasyRide with  
adjustment &  
extension lock

EasyRide with  
adjustment

EasyRide with  
adjustment

EasyRide Alpine

EasyRide with  
adjustment

HPG 36

HPG 36

HPG 36

HPG 36

HPG 36

HPG 36

KYB 46 Kashima

HPG 36

HPG 36

HPG 36

HPG 36

HPG 36

2 x HPG 36

KYB 46 Kashima

600 ACE

600 EFI

900 ACE

900 ACE

900 ACE Turbo  
900 ACE Turbo R

900 ACE Turbo

900 ACE Turbo R

42 liters

42 liters

42 liters

42 liters

42 liters

42 liters

42 liters

3923 mm

3923 mm

3923 mm

3923 mm

3923 mm

3968 mm

3923 mm

500 mm

500 mm

500 mm

600 mm

600 mm

600 mm

600 mm

44 mm

38 mm

38 mm Cobra  
(studded)

38 mm

38 mm

32 mm Ice Ripper  
(studded)

38 mm

996 mm

996 mm

1080 mm

996 mm

996 mm

1080 mm

1080 mm

3240 mm

3240 mm

3230 mm

3240 mm

3240 mm

3240 mm

3250 mm

1200 mm

1200 mm

1280 mm

1200 mm

1200 mm

1280 mm

1280 mm

1500 mm

1500 mm

1470 mm

1500 mm

1500 mm

1470 mm

1500 mm

## ACCESSORIES

- 40 Storage
- 44 Seats & Accessories
- 45 Wind protection & Mirrors
- 46 Bumpers
- 47 Towing
- 48 Skid plates, Protectors & Reinforcement
- 49 Ergonomics
- 50 Rave 120 & 200 Accessories
- 50 59 Ranger & 69 Ranger Alpine Accessories
- 51 Suspension
- 51 Covers
- 52 Trailing & Covers
- 53 Skis
- 53 Universal
- 54 Cooling
- 54 Electrical
- 55 Parts & Performance
- 56 XPS Lubricants and Care Products
- 57 Tracks and Drive Belts

## LYNX LIMITED WARRANTY\*

# 2-YEARS ON BRP ACCESSORIES\*\* AND GENUINE BRP PARTS\*\*\*

\* Purchased at an authorized BRP dealership/distributor or on a BRP-authorized online store. Other exclusions may apply, see complete limited warranty or contact your Lynx authorized dealer. Unless otherwise stipulated or required by law. This limited warranty does not apply to factory-installed accessories.

\*\* Installed by an authorized BRP dealership on a MY23 Lynx snowmobile. Otherwise 1 year limited warranty.

\*\*\* If Lynx parts are installed by your authorized BRP dealer, labor is covered too. Lynx-rebuilt parts carry the same one-year warranty for major assemblies like short blocks, cylinders and crankshafts.



# MODELS & PLATFORMS

## 2023

### Radien<sup>2</sup>

**Shredder RE 3700** 850 E-TEC  
**Shredder RE 3700** 850 E-TEC Turbo  
**Shredder RE 3900** 850 E-TEC  
**Shredder RE 3900** 850 E-TEC Turbo  
**Shredder DS 3900** 850 E-TEC  
**Shredder DS 3900** 850 E-TEC Turbo  
**Shredder DS 4100** 850 E-TEC Turbo

### Radien

**Xterrain 3700** 600 EFI  
**Xterrain 3700** 600R E-TEC  
**Xterrain 3900** 600 EFI  
**Xterrain 3900** 600R E-TEC  
**Xterrain PRO 3900** 600R E-TEC  
**Xterrain PRO 3900** 850 E-TEC  
**Xterrain RE 3700** 850 E-TEC  
**Shredder 3900** 600R E-TEC  
**Rave RE** 600R E-TEC  
**Rave RE** 850 E-TEC  
**Rave Enduro** 600R E-TEC  
**49 Ranger PRO** 600R E-TEC

### Radien-X (400 mm)

**49 Ranger** 600 ACE  
**49 Ranger ST** 900 ACE  
**49 Ranger ST** 900 ACE Turbo  
**Xterrain RE 3700** 900 ACE Turbo R  
**Adventure** 600 ACE  
**Adventure LX** 600 ACE  
**Adventure SC** 900 ACE  
**Adventure SC** 900 ACE Turbo

### Radien-X (500 mm)

**Commander** 600R E-TEC  
**Commander** 900 ACE  
**Commander** 900 ACE Turbo  
**Commander Limited** 900 ACE  
**Commander Limited** 900 ACE Turbo  
**Commander GLX** 900 ACE Turbo R  
**Commander Grand Tourer** 900 ACE Turbo  
**Commander Grand Tourer** 900 ACE Turbo R  
**Xterrain Brutal** 850 E-TEC  
**59 Ranger** 600 ACE  
**59 Ranger** 600 EFI  
**59 Ranger Alpine** 900 ACE

### Radien-X (600 mm)

**69 Ranger** 900 ACE  
**69 Ranger Limited** 900 ACE Turbo  
**69 Ranger Limited** 900 ACE Turbo R  
**69 Ranger SnowCruiser** 900 ACE Turbo R  
**69 Ranger Alpine** 900 ACE Turbo

## 2022

### Radien

**Xterrain 3700** 600 EFI  
**Xterrain 3700** 600R E-TEC  
**Xterrain 3900** 600 EFI  
**Xterrain 3900** 600R E-TEC  
**Xterrain PRO 3900** 600R E-TEC  
**Xterrain PRO 3900** 850 E-TEC  
**Xterrain RE 3700** 850 E-TEC  
**BoonDocker 3900** 600R E-TEC  
**BoonDocker 3900** 850 E-TEC  
**BoonDocker RE 3700** 850 E-TEC  
**BoonDocker RE 3900** 850 E-TEC  
**BoonDocker DS 3900** 850 E-TEC  
**BoonDocker DS 4100** 850 E-TEC  
**Rave RE** 600R E-TEC  
**Rave RE** 850 E-TEC  
**Rave Enduro** 600R E-TEC

### Radien-X (400 mm)

**49 Ranger** 600 ACE  
**49 Ranger PRO** 600R E-TEC  
**49 Ranger PRO** 900 ACE  
**49 Ranger ST** 900 ACE  
**Xterrain RE 3700** 900 ACE Turbo R  
**Adventure** 600 ACE  
**Adventure LX** 600 ACE  
**Adventure SC** 900 ACE

### Radien-X (500 mm)

**Commander** 600R E-TEC  
**Commander** 900 ACE  
**Commander** 900 ACE Turbo  
**Commander Limited** 600R E-TEC  
**Commander Limited** 900 ACE  
**Commander Limited** 900 ACE Turbo  
**Commander Grand Tourer** 900 ACE  
**Commander Grand Tourer** 900 ACE Turbo  
**Xterrain Brutal** 850 E-TEC  
**59 Ranger** 600 ACE  
**59 Ranger** 600 EFI  
**59 Ranger Alpine** 900 ACE

### Radien-X (600 mm)

**69 Ranger** 900 ACE  
**69 Ranger Limited** 900 ACE Turbo  
**69 Ranger SnowCruiser** 900 ACE Turbo  
**69 Ranger Alpine** 900 ACE Turbo

## 2021

### Radien

**Xterrain 3700** 600 EFI  
**Xterrain 3700** 600R E-TEC  
**Xterrain 3900** 600R E-TEC  
**Xterrain PRO 3900** 600R E-TEC  
**Xterrain PRO 3900** 850 E-TEC  
**Xterrain RE 3700** 850 E-TEC  
**Xterrain RE 3900** 850 E-TEC  
**BoonDocker 3900** 600R E-TEC  
**BoonDocker RE 3700** 850 E-TEC  
**BoonDocker RE 3900** 850 E-TEC  
**BoonDocker DS 3900** 850 E-TEC  
**BoonDocker DS 4100** 850 E-TEC  
**Rave RE** 600R E-TEC  
**Rave RE** 850 E-TEC  
**Rave Enduro** 600R E-TEC

### Radien-X (400 mm)

**49 Ranger** 600 ACE  
**49 Ranger PRO** 600R E-TEC  
**49 Ranger PRO** 900 ACE  
**49 Ranger ST** 900 ACE  
**Xterrain RE 3700** 900 ACE Turbo  
**Xtrim** 600 ACE  
**Xtrim LX** 600 ACE  
**Xtrim SC** 900 ACE

### Radien-X (500 mm)

**Commander** 600R E-TEC  
**Commander** 900 ACE  
**Commander** 900 ACE Turbo  
**Commander Limited** 600R E-TEC  
**Commander Limited** 900 ACE  
**Commander Limited** 900 ACE Turbo  
**Commander Grand Tourer** 900 ACE  
**Commander Grand Tourer** 900 ACE Turbo  
**Xterrain Brutal** 850 E-TEC  
**59 Ranger** 600 ACE  
**59 Ranger** 600 EFI

### Radien-X (600 mm)

**69 Ranger** 900 ACE  
**69 Ranger SnowCruiser** 900 ACE  
**69 Ranger Alpine** 900 ACE Turbo

**A BRP exclusive, LinQ is a tool-less system for near-instant installation of accessories.**

- LinQ accessories to transform your machine to fit the moment.
- No tools needed: quickly install and remove accessories by hand.
- Stylish, fully integrated solution to your cargo needs.
- Sturdy mounting system that holds up in every terrain.

*LinQ is the industry standard in fast, secure and easy accessory attachment. Here's how you can use multiple LinQ items together to create the perfect ride.*

	<b>LinQ OIL CADDY</b> 860202445
	<b>LinQ STACKABLE JERRY CAN</b> 860202246
	<b>LinQ JERRY CAN</b> 860202247
	<b>LinQ DEEP SNOW PRO BAG</b> 860202456
	<b>LinQ TRAIL PRO BAG</b> 860201986
	<b>LinQ SLIM WATERPROOF TUNNEL BAG</b> 860202451
	<b>LinQ DRY BAG</b> 715008110
	<b>LinQ ADVENTURE TUNNEL BAG</b> 860202444
	<b>LinQ MODULAR CARGO BOX - 10 L</b> 715005494
	<b>LinQ THERMAL BOX</b> 219400964
	<b>LinQ CARGO BOX - 90 L</b> 860202448
	<b>LinQ CARGO BOX - 62 L</b> 860202446
	<b>LinQ CARGO BOX - 40 L</b> 860202442
	<b>LinQ TUNNEL BAG - 21 L</b> 860202449
	<b>LinQ SPORT BAG</b> 860202447
	<b>LinQ TOOL BOX</b> 715008111
	<b>UNIVERSAL LinQ RACK</b> 860202208

POSITION 1	
On the tunnel	On top of LinQ stackable fuel caddy
YES	YES
YES	NO
YES	NO
YES	YES
YES	YES
YES position #1 and #2 required	NO
YES	YES
YES position #1 and #2 required	NO
YES	NO
YES except when LinQ 1 + 1 Backrest is installed	NO
NO	NO
YES position #1 and #2 required	NO
YES position #1 and #2 required	NO
YES except when LinQ 1 + 1 Backrest and 1 + 1 Seat are installed	
YES	YES
YES except with 1 + 1 Seat	NO
YES	NO

POSITION 2	
On the tunnel	Behind the fuel caddy
YES	YES
NO too heavy for this position	NO
NO too heavy for this position	NO
YES except 3700 mm (Short Tunnel)	YES except 3700 mm (Short Tunnel)
YES except 3700 mm (Short Tunnel)	YES except 3700 mm (Short Tunnel)
YES position #1 and #2 required	NO
YES on 3700 mm and up	NO
YES position #1 and #2 required	NO
YES except 3700 mm (Short Tunnel)	YES except 3700 mm (Short Tunnel)
NO too heavy for this position	NO
YES position #1 and #2 required on 3700 mm and up	
YES position #1 and #2 required	NO
YES position #1 and #2 required	NO
YES	NO
YES	YES
NO too heavy for this position	NO
YES	YES

## STORAGE

**LINQ JERRY CAN**

860202246

- Quick, easy and secure installation with LinQ system.
- No-Spill spout for easy use.
- 14 liter capacity.
- Single LinQ tunnel bag or LinQ oil caddy stacks on top for more storage.

**RADIEN / RADIEN-X / REX<sup>2</sup> RADIEN<sup>2</sup>****LINQ JERRY CAN**

860202247

- Quick, easy and secure installation with LinQ system.
- No-Spill spout for easy use.
- 11 liter capacity.

**RADIEN / RADIEN-X REX / REX<sup>2</sup> / XU RADIEN<sup>2</sup>****LINQ JERRY CAN**

860201774 • 3.78 Liter capacity.

- 3.78 liter capacity.
- Smaller size for less weight.
- Can be used in position 1 or 2 and on top of LinQ Stackable Fuel Caddy.
- Easy pour design for sleds or power tools.

**RADIEN / RADIEN-X RADIEN<sup>2</sup>****OIL CADDY FOR STACKABLE JERRY CAN**


860202445

- 3.78 liter capacity.
- Can be used in position 1 or 2.
- Can be used on top of LinQ Stackable Fuel Caddy.

**RADIEN / RADIEN-X RADIEN<sup>2</sup>****NEW****CELLPHONE HOLDER**

860202372

- New design is independent of the Glove Box Extension door.
- Water resistant door allows for perfect phone positioning.
- Heating element preserves cell phone battery longer.
- Features capacitive and resistive touch screen technology.
- Spring system in back plate automatically adjusts for thickness.
- USB Intelligent Power Outlet is included for charging.
- Fits all cellphones within 170 mm x 85 mm x 15 mm dimensions.
- Works with almost all charger wires.
- Does not include cell phone.
- Can be used with or without windshield.

**RADIEN<sup>2</sup>****CELL PHONE HOLDER**

860202072

- Doubles the storage with additional 3,5 liter capacity.
- Can be used with or without windshield.
- Cell phone heater included.
- Does not include cell phone.
- Available also the replacement door for glovebox, 860202169, sold separately.

**RADIEN / RADIEN-X****NEW****GLOVEBOX EXTENSION**

860202596

- Increases storage by an additional 6-liter capacity.
- Door allows for perfect positioning and mounting of Cellphone holder (860202372)
- Replaces stock storage compartment cover.
- Cellphone holder sold separately.

**RADIEN<sup>2</sup>****GLOVEBOX EXTENSION**

860201523

- Doubles the storage with additional 4-liter capacity.
- Can be used with or without windshield.
- Door allows for perfect positioning and mounting of GPS.
- GPS sold separately.

**RADIEN / RADIEN-X****GLOVEBOX LINER**

860201270

- Thermoformed liner has a soft finish interior.
- Features one pocket to separate items.

**RADIEN / RADIEN-X****GLOVEBOX REPLACEMENT DOOR / CELL PHONE HOLDER**

860202169

- Replacement door to update Glovebox Extension with a cell phone holder.
- Door allows for perfect positioning and mounting of a cell phone.
- Cell phone heater included.
- Requires 12V Outlet Plug (860201261).
- For screen size up to 6.4" (16.26 cm) x 3.3" (8.38 cm).
- Works with capacitive and resistive touch screen technology.

**FITS WITH GLOVEBOX EXTENSION (860201523)***Not illustrated***HANDLEBAR BAG**

860201565

- 2.3 liter capacity.
- Semi-rigid construction.
- Mounted sturdily with clamp setup.
- Can be removed easily with vehicle's tool.
- Inside soft liner.
- Water-resistant.
- Thermoformed hard plastic base.
- Features a pocket to separate items.
- Not compatible with Grab handle.

**RADIEN / RADIEN-X****HANDLEBAR BAG, SMALL**

860200920 • Small, volume 3 L

- Innovative 2-pocket carry bag for secure storage around the steering riser block.
- Includes RCA adaptor kit.

**RADIEN / RADIEN-X / REX / REX<sup>2</sup> / XU RADIEN<sup>2</sup>**

**LINQ TOOL BOX**

715008111

- 19 liter capacity.
- Weather-resistant design features a sealed cover.

**RADIEN<sup>2</sup> / RADIEN / RADIEN-X / REX / REX<sup>2</sup> / XU****LINQ MODULAR CARGO BOX**

715005494

- Modular LinQ cargo box with 10 liter capacity.
- Single LinQ tunnel bag stacks on top for more storage.
- Heavy duty construction for durability.
- Weather resistant sealed lid.

**RADIEN / RADIEN-X RADIEN<sup>2</sup>****LINQ SPORT BAG**

860202447

- 17 liter capacity.
- Rigid bottom, semi-rigid top.

**RADIEN<sup>2</sup> / RADIEN / RADIEN-X / REX / REX<sup>2</sup> / XU****THERMAL BOX**

219400964

- Rotomolded design with 16 liter capacity.
- High quality foam insulation for optimal performance hot or cold.
- Does not fit with 1+1 backrest.

**RADIEN / RADIEN-X RADIEN<sup>2</sup>****SEAT BOX FOR DEEP SNOW SEAT**

860202532

- Low profile integrated storage box utilizing the battery area (compatible only with Deep Snow Pro seat 860202264).
- Added storage capacity of 1.5 L with battery and 6 L for a vehicle without the battery.
- Same height as battery cover.
- Rainproof liner included.
- Works with Deluxe Tool Kit (860202029) (not included).
- Allows use of LinQ tunnel accessories.
- Does not work with 1 + 1 seat.

**RADIEN RADIEN<sup>2</sup>****LARGE LINQ TUNNEL BAG 21 L**

860202449

- Semi-rigid expandable LinQ tunnel bag.
- 21 liter capacity.
- Can be installed on top of LinQ Stackable Fuel Caddy or behind seat.
- Easy one-second on/off tool-less system.

**RADIEN / RADIEN-X RADIEN<sup>2</sup>****LINQ SLIM WATERPROOF TUNNEL BAG - 26 L**

860202451

- Rigid bottom and top design.
- Allows storage of removable snow flap.
- Waterproof inner roll top.
- Shovel can be stored while assembled on top of the bag.
- 16 to 26 liter capacity.
- Fit on the tunnel in positions 1 & 2
- 3500mm and longer

**RADIEN / RADIEN-X RADIEN<sup>2</sup>****LINQ DEEP SNOW PRO BAG**

860202456

- 860202132 • cover lid only
- Watertight (with TiZip) —our highest level of waterproofing.
- Lightweight—uses one set of LinQ fasteners.
- Fits position 1, 2 and on top of LinQ Stackable Fuel Caddy.
- Expandable 9 to 30 liter capacity.
- Improved Shovel Holder System.

**RADIEN RADIEN<sup>2</sup>****LINQ TRAIL BAG**

860201986

- 860202383 • cover lid only
- Premium bag with our highest level of waterproofing.
- Watertight zipper (TiZip).
- Map holder & quick access storage compartment on lid.
- Mesh pocket under the lid for easy, quick access to smaller items.
- Brightly colored interior makes locating items easier.
- Lightweight and mounts securely using one set of LinQ anchors.

**RADIEN / RADIEN-X RADIEN<sup>2</sup>****UNIVERSAL LINQ RACK**

860202208 • for Lynx models 860202357 • other brands

- This Universal Rack can make generic accessories LinQ compatible.
- Allows a multitude of products and configurations on LinQ tunnels.

**RADIEN / RADIEN-X RADIEN<sup>2</sup>****LINQ DRY BAG, 40 L**

715008110

- Fully waterproof roll-top design secures gear tightly.
- 40 liter of adjustable capacity.
- Heavy-duty rigid plastic base.
- Foam lined bottom for additional protection.
- Integrated handle for easy transportation on/off the vehicle.

**RADIEN / RADIEN-X RADIEN<sup>2</sup>****137" TUNNEL BAG ADVENTURE**

860202444

- 40 liter capacity.
- Thermoformed hard base and semi-rigid sides and top.
- Cover can be removed for easier access.
- Multiple compartments, separators and fixation points for hooks or bungee cords.
- Inside goggle soft pocket.

**RADIEN / RADIEN-X RADIEN<sup>2</sup>**

## 42 STORAGE



### LINQ CARGO BOX, LARGE

860202442

- Rigid molded plastic construction with integrated design.
- Provides dry, safe storage.
- 40 liter capacity. Only available for 3700 mm-+ models.

**RADIEN<sup>2</sup> / RADIEN / RADIEN-X / REX / REX<sup>2</sup> / XU**



### LINQ CARGO BOX BAG

860201635 • Black

- Fits perfectly in the LinQ Cargo Box (860202446)
- Easy to take everything with you on arrival.
- 62 liter capacity.

**RADIEN / RADIEN-X**



### LINQ CARGO BOX

860202446 • Black

- Can be used on all Radien & Radien-X sleds, which have 2 pair of LinQ attachments (this is only box which fits on 59 Ranger Alpine tunnel).
- Optional LinQ mounts can be added on top for even more capacity.
- 62 liter capacity.

**RADIEN / RADIEN-X**



### SR50 UTILITY BAG – 50 L

860201939

- Replaces passenger seat in seconds for additional storage.
- Quick release straps to easily access storage underneath.
- Waterproof to keep your cargo dry.
- 50 liter capacity.
- Works with the 135-liter LinQ Utility Cargo Bag (860202085).

**RADIEN-X 500 MM  
RADIEN-X 600 MM**



### REAR CARGO BOX 70 L

860202416 • Black  
860202494 • White

- Provides additional secure storage.
- 70-liter capacity.
- Injection molded plastic.
- Optional LinQ mounts can be added on top.
- Convenient flip top provides easy access to stored goods.
- Standard on Commander Limited, GLX 5900 and 69 Ranger Limited models.

**RADIEN-X 500 MM  
RADIEN-X 600 MM**



### LINQ CARGO BOX

860202448

- Extra large 90 liter capacity.
- Uses 16" LinQ mounts in position 1 and 2.
- Easy on and off.
- 2 LinQ anchors can be added on lid of box to install 16" LinQ accessories or additional storage.
- Rugged and tough rotomolded plastic construction.
- Not compatible with short tunnel.

**RADIEN / RADIEN-X / REX / REX<sup>2</sup>**



### LINQ UTILITY CARGO BOX

860202085

- Massive 135 liter capacity.
- 4 LinQ anchors (860201806) can be added on lid of box to install 16" LinQ accessories or additional storage.
- Slots molded in for plywood dividers.
- Rugged and tough rotomolded plastic construction.
- Integrated axe and saw holders.
- Removable/lockable lid.

**RADIEN-X 500 MM  
RADIEN-X 600 MM**



**NEW**

### LINQ REAR DECK

860202415

- Extra LinQ deck on rear tunnel allows more storage capacity.
- Two LinQ positions on the deck, so you can stack more LinQ accessories there.
- Hinges on the back and LinQ lock in front allows easy access under the deck.
- Places for binding straps.
- Can combine e.g. under the deck 5 pcs of Under Deck storage boxes (860202475) and 135L box on the deck.
- Requires Luggage Rack (860202311).
- Note max cargo capacity 58 kg.

**RADIEN-X 500 MM**



### LINQ REAR CARGO RACK

860201800

- Replaces passenger seat for extra cargo capacity.
- Simple attachment.
- Retains underseat access with clever hinge system.
- Allows use of more LinQ bags.

**RADIEN-X 500 MM  
RADIEN-X 600 MM**

### UNDER DECK STORAGE BOX

860202475

- Under the deck fits 5 boxes. Capacity of one box is 7 liter.
- Can be used as dedicated for specific items e.g. for fishing, food, tools, campfire items
- Rack locks the boxes firmly on their places and prevent them moving or clattering.



### LINQ CARGO BASE KIT

860201806

- Unique mounting fastener usable on any LinQ System accessory.
- Includes: 2 Cargo LinQ bases and hardware.

**RADIEN / RADIEN-X / REX / REX<sup>2</sup>  
RADIEN<sup>2</sup>**



### LINQ ANCHORS RETRO FIT KIT

860202482

- Unique mounting fastener usable on any LinQ System accessory.
- Includes: 2 Cargo LinQ bases and hardware for Multi LinQ Plate

**RADIEN-X 500 MM  
RADIEN-X 600 MM**

**CHAIN SAW HOLDER**

860202071

- Securely mounts to rear of vehicle.
- Retains full function of LinQ accessories, including cargo box.
- Compatible with most blades up to 18".

**RADIEN-X 500 MM**  
**RADIEN-X 600 MM**

**LUGGAGE RACK**

860202311

- Maximizes tunnel cargo capacity.

**RADIEN-X 500 MM****LINQ TOOL HOLDER**

860201846

- Designed for universal applications.
- Convenient swivel latch allows tools like a shovel to be stored in multiple positions.
- Designed specifically for winter use.
- Sold in pairs.

**RADIEN-X 500 MM**  
**RADIEN-X 600 MM**

**LINQ AXE HOLDER**

860201854

- Securely mounts on either side of the tunnel using LinQ anchors.
- Universal sizing to fit a wide variety of axes.
- Can be mounted on either side of the vehicle.

**RADIEN-X 500 MM**  
**RADIEN-X 600 MM**

**LINQ TRAILER SLEIGH DELUXE**

860202569

- LinQ accessories can be installed on top and inside (LinQ Cargo Base Kit not included).
- Made of high-molecular-weight polyethylene.
- 2-part removable cover.
- Rain resistant.
- Carbide ready (860201044).
- Slots for dividers precast in. (Dividers not included.)
- Dimensions 206 cm L x 84 cm W x 54 cm H.
- Volume 485 L.
- Weight capacity: 340 kg total (including top); max on top 34 kg.
- Spring dampened pull bar.

**RADIEN / RADIEN-X****12-VOLT PLUG FOR LINQ MULTIMOUNT PLATE**

860201888

- Standard 12V outlet for the rear of the vehicle.

**RADIEN-X 500 MM**  
**RADIEN-X 600 MM**

**LINQ ICE AUGER HOLDER**

860201828

- Securely mounts to right side of vehicle.
- Easy on/off and installation.
- Retains full function of LinQ accessories.
- Handles augers with up to 10" blades.

**RADIEN-X 500 MM**  
**RADIEN-X 600 MM**

**LINQ CARRIER SNOWMOBILE CARGO SLEIGH**

860202381

- Independent suspension, which guarantees a smooth ride for your cargo as well.
- 60 kg cargo capacity.
- Compatible with LinQ accessories e.g. Cargo Box 135 liter + Cargo box 16 liter.
- The sled has four lashing eyes so you can strap the load.
- The new feature would be that you have to build your top box with the LinQ base kit as in the picture attached.

**RADIEN / RADIEN-X****SHOVEL HOLDER BRACKET**

860201979 all models with flat mounting surface  
860202287 Radien-X models with rear rack  
• Securely mounts on side of the tunnel.

**RADIEN-X 500 MM**  
**RADIEN-X 600 MM**

*Not illustrated***LINQ LOCK KIT**


860201968 • 1 pair

860202478 • 2 pairs

- Simple way to lock most LinQ accessories in place.
- Retrofits most LinQ accessories.
- Lock cover prevents snow and ice build-up.
- Not compatible with Tool Holder or Working Light.
- Comes with two keys.

**RADIEN / RADIEN-X**  
**RADIEN<sup>2</sup>**

## SEATS & ACCESSORIES



### 2 UP LIGHT SEAT

860202568

- Extended seat providing convenient 2-up riding.
- Replaces existing seat in seconds.
- Battery Cover with Support (860201720) required for vehicle without battery.

**RADIEN**  
**RADIEN-X 400 MM**  
**RADIEN<sup>2</sup>**



### 2 UP SEAT WITH BACKREST

860202662

- The ultimate in modular seating.
- Allows quick changes between 1-up and 2-up riding.
- Ergonomically correct positions for driver and passenger.
- Two easy tool-less steps:  
1 - Clip in seat.  
2 - Add LinQ 1 + 1 Backrest.
- Battery Cover with Support (860201720) required for vehicle without battery.
- Anchor kit available 860202059 (when owning 2 sleds and want to change this seat easily to another sled)

**RADIEN**  
**RADIEN-X 400 MM**  
**RADIEN<sup>2</sup>**



### BATTERY COVER

860201720

- Use in conjunction with 2 up light seat 860202568 or 1 + 1 Seat with backrest 860202662.

**RADIEN**  
**RADIEN-X 400 MM**  
**RADIEN<sup>2</sup>**



### DEEP SNOW PRO SEAT

860202264

- Ultra compact design for active riders.
- Low, narrow and light seat.
- Allows easier side-to-side changes.
- Provides great freedom of movement.
- Integrated grip areas.
- Stock on Radien<sup>2</sup> Shredder RE & DS models.

**RADIEN**  
**RADIEN-X 400 MM**  
**RADIEN<sup>2</sup>**



### HEATED DRIVER SEAT

860202261

- Adds warmth in the coldest conditions.

**RADIEN-X 500 MM**  
**RADIEN-X 600 MM**



### HEATED PASSENGER SEAT AND GRIPS

860202094

Premium passenger seat with backrest and heated grips.

- Adds warmth in the coldest conditions.

**RADIEN-X 500 MM**  
**RADIEN-X 600 MM**




### 1 + 1 SEAT WITH BACKREST

860202093

- Passenger seat to transform into a 1 + 1 configuration.
- Includes safety handles.
- Quick, easy installation.

**RADIEN-X 500 MM**



### HEATED GRIPS FOR LINQ 2 UP SEAT

860201840

Allow your passenger to ride in comfort in all conditions.

- Easy unplug.
- Fits for LinQ 2-up seat 860202662.

**RADIEN**  
**RADIEN-X 400 MM**  
**RADIEN<sup>2</sup>**



### PASSENGER MUFFS FOR 1 + 1 SEAT

860202114

- Ultra warm passenger muffs with fleece liner.
- Designed for extreme cold conditions.
- Easy to remove in warmer weather.
- Fits also LinQ 2-up seat (860202662).

**RADIEN**  
**RADIEN-X**  
**RADIEN<sup>2</sup>**



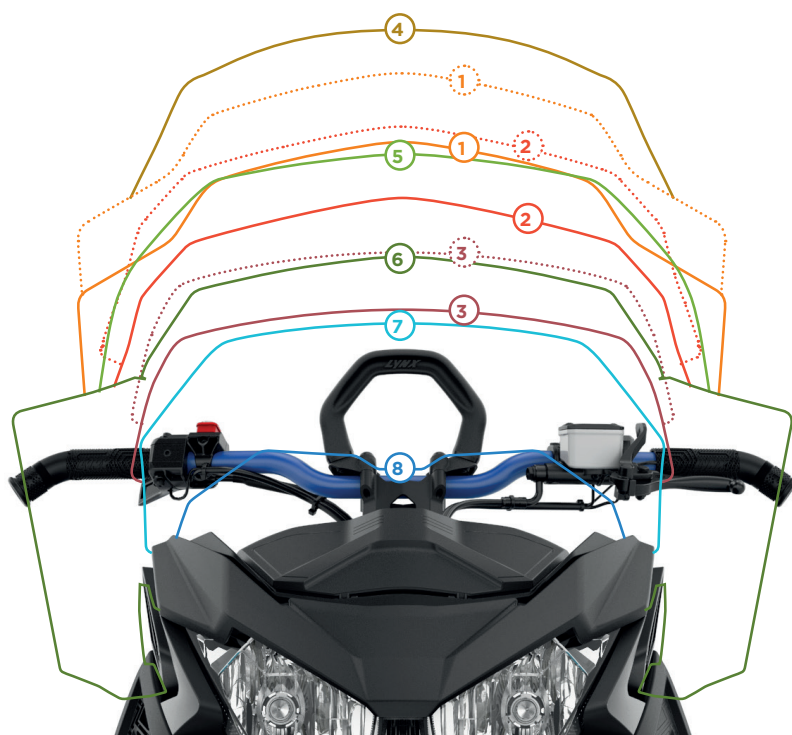
### 1 + 1 SEAT ELECTRIC VISOR / HEATED BOOTS WIRE HARNESS

860201981

- Works in conjunction with the LinQ 1+1 Seat Heated Grips (860201840).
- Provides 2 extra connections: one connection for electric visor and one connection for heated boots.

**RADIEN**  
**RADIEN-X 400 MM**  
**RADIEN<sup>2</sup>**

## WIND PROTECTION &amp; MIRRORS



## EASILY CHOOSE YOUR IDEAL WINDSHIELD

## ADJUSTABLE WINDSHIELDS

Lowest Position

Highest Position

① HIGH TO EXTRA HIGH	58.5 cm	63.5 cm
② MEDIUM TO HIGH	48.5 cm	58.5 cm
③ LOW TO MEDIUM	37 cm	43 cm

## WINDSHIELDS

Height

④ ULTRA HIGH	27.5" (70 cm)
⑤ HIGH	23" (58.5 cm)
⑥ MEDIUM	17" (43 cm)
⑦ LOW	14" (36 cm)
⑧ ULTRA LOW	8" (20 cm)



## WINDSHIELD, ULTRA LOW

860201259

- 20 cm high.
- Sporty and aggressive look.
- Windshield support not included.

RADIEN / RADIEN-X



## WINDSHIELD, LOW

860202262

- 36 cm high.
- Includes windshield support.

RADIEN / RADIEN-X



## WINDSHIELD, MEDIUM

860201547

- 43 cm high.
- Includes windshield support.

RADIEN / RADIEN-X



## WINDSHIELD, MEDIUM

860201864

- 43 cm high.
- Includes side deflectors and windshield support kit.

RADIEN / RADIEN-X

ADJUSTABLE WINDSHIELD  
LOW TO MEDIUM

860201820

- Quickly change your level of wind protection with the flip of a lever.
- Compatible with Glove Box Extension (860201523).
- Adjustable range of 14.37 cm to 43 cm.
- Windshield support included.

RADIEN / RADIEN-X

ADJUSTABLE WINDSHIELD  
MEDIUM TO HIGH

860201493

- Quickly change your level of wind protection with the flip of a lever.
- Compatible with Glove Box Extension (860201523).
- Adjustable range of 48.5 cm to 58.5 cm.

RADIEN / RADIEN-X

ADJUSTABLE WINDSHIELD  
HIGH TO EXTRA HIGH

860201782

- Quickly change your level of wind protection with the flip of a lever.
- Compatible with Glove Box Extension (860201523).
- Adjustable range of 58.5 cm to 68.5 cm.
- Side deflectors and windshield support not included.

RADIEN / RADIEN-X



## WINDSHIELD, EXTRA HIGH

860202257

- 63,5 cm high.
- Provides maximum wind protection.
- Includes side deflectors and windshield support kit.

RADIEN / RADIEN-X



### MIRROR KIT

619400009

- Sold individually.



### PIVOTING MIRROR KIT FOR HANDGUARDS

860200893

- Perfectly integrated design and style.
- Mirrors fold away when not in use for easy storage or when covering vehicle.
- Sold in pairs

**RADIEN / RADIEN-X / REX / REX<sup>2</sup> RADIEN<sup>2</sup>**



### WINDSHIELD SUPPORT

517307205 • Manta Green

517307206 • Lava Red

517306183 • Black

- For medium and higher windshields

**RADIEN / RADIEN-X**



### MIRROR KIT

517306490

- For extra high windshield.

**RADIEN / RADIEN-X**



### AIR DEFLECTOR EXTENSION KIT

860200781

Vehicles with Transparent Handguards 860201383

- Semi-rigid, won't collapse at high speed.
- Delivers additional hand protection from the elements.
- Can be installed and removed in seconds.

**RADIEN / REX / REX<sup>2</sup>**




**NEW**

### HANDLEBAR MUFFS

860202207

- Ultra warm muffs with faux-fur liner for extreme cold conditions.
- Thermoformed construction allows muffs to keep their shape and provides more space for hand movement.
- Robust attachment system with magnetic opening and closure.
- Easy to install and remove with gloves on.
- Large transparent section allows visibility of control switches.
- Note: Never use handlebar muffs with finger throttle lever.
- Does not fit vehicles with large handlebar pad and/or mirrors.

**RADIEN RADIEN-X RADIEN<sup>2</sup>**



### HANDLEBAR AIR DEFLECTORS

860201383

- Design delivers better protection and great style.
- Comes with Black/ Grey colored caps.
- Appropriate for trail riding.
- Sold in pairs.
- Does not fit with medium to ultra high windshields.

**RADIEN / RADIEN-X / REX / REX<sup>2</sup>**



### HANDLEBAR PAD

860201680

- For vehicles without grab handle

**RADIEN**



### FLEXIBLE MOUNTAIN HANDGUARDS

860201591 • Black

- Designed to withstand roll-overs and tough boondocking conditions.
- Feature smaller size deflector made of flexible material.
- Mounts feature a flexible base.
- Fits with Pivoting Mirror Kit for Handguards (860200893).

**RADIEN / RADIEN-X / REX / REX<sup>2</sup> RADIEN<sup>2</sup>**



### HANDLEBAR MUFFS

619590211

- Ultra warm handlebar muffs with fleece liner.
- Designed for extreme cold conditions.
- Easy to remove in warmer weather.
- Can be used on handlebars with or without handguards and mirrors.
- Inner skeleton allows muffs to keep their shape and gives more space for hand movement.
- Transparent section allows visibility and easy manipulation of control switches.
- Does not fit vehicles with large handlebar pad and/or mirrors.

**RADIEN / REX / REX<sup>2</sup> / XU**

## BUMPERS



### EXPLORER FRONT BUMPER

860201912 • Black

860201949 • White

860201957 • Viper Red

860201958 • Race Orange

860201959 • Sunburst yellow

860201960 • Manta Green

- Provides additional protection.
- Gives the vehicle an attacking expression.

**RADIEN RADIEN-X 400 MM**



### ADVENTURE FRONT BUMPER

860202135 • Sunburst Yellow/ Black

860201787 • Race Orange/Black

860201788 • Viper Red/Black

860201681 • Black/Black

860201474 • White/Black

- Made of stacked lightweight aluminum plates.
- Makes a visual impact and provides added protection.

**RADIEN RADIEN-X 400 MM**



### XC FRONT BUMPER

860201615 • Black

- Add extra protection and attitude with this bumper.

- Perfect integration with or without a skid plate.

- Lightweight cast aluminum heat-treated construction.

**RADIEN RADIEN-X 400 MM**



### FRONT BUMPER

860201858 • Viper Red

860201859 • Race Orange

860201444 • Black

860201445 • White

- Easy-install bumper changes the appearance of your sled in minutes.

**RADIEN RADIEN-X 400 MM**



### HEAVY DUTY FRONT BUMPER

860201819

- Reinforced lightweight aluminum construction.
- Required for the installation of Front Bumper (860202120).
- Standard on Radien-X Commander & LTD, 69 Ranger & LTD, 59 & 69 Ranger Alpine models.

**RADIEN-X 500 MM**  
**RADIEN-X 600 MM**



### EXPLORER REAR BUMPER

860201950 • 3700 • White  
860201952 • 3700 • Black  
860201954 • 3700 • Viper Red  
860202007 • 3700 • Manta Green  
860202099 • 3700 • Sunburst Yellow

860201951 • 3900 • White  
860201953 • 3900 • Black  
860201955 • 3900 • Viper Red  
860202008 • 3900 • Manta Green  
860202100 • 3900 • Sunburst Yellow

- Protects the rear part of the tunnel.
- Multiple attachment points to attach cargo to the tunnel.

**RADIEN**  
**RADIEN-X 400 MM**



### HITCH BUMPER

860201424 • For BoonDocker RE 3900 and Xterrain RE 3900 (until 2021)

860201250 • For BoonDocker RE 3700 (until 2021)

860201433 • For Rave RE (until 2019)

860201471 • For Xtrim RE and Rave RE (2020->)

- Heavy-duty aluminum bumper for hitch applications.
- Easy attachment with no cutting or drilling.

**RADIEN**



### WRAP AROUND FRONT BUMPER

860202120 • Black 500 mm & 600 mm

860202263 • Orange NEW 500 mm & 600 mm

860202254 • 400 mm

- The ultimate front protection for your sled, and attitude with this front bumper.
- 860202120 needs the HD front bumper 860201819 if not as a standard.

**RADIEN-X**



### ADVENTURE REAR BUMPER

860201683 • Black.

860201684 • Orange / Black. For Xtrim RE and Rave RE models (2020 ->)

860201685 • Black. For Rave RE (until 2019) and Rave Enduro.

- Matches the Adventure front bumper.
- Stunning style and construction.
- Made of lightweight stacked aluminum plates..

**RADIEN**

**NEW**

### FRONT BUMPER CROSS SUPPORT

860202479

- Adds additional side impact protection.
- Provides place to attach additional lights.
- Use with Front Bumpers 860202120 and 860202254

**RADIEN-X**

*Not illustrated*



**NEW**

### REAR BUMPER FOR SHORT TUNNEL

860202630 • 3700

860202631 • 3900

860202632 • 4100

- Easy-install bumper changes the appearance of your sled in minutes.
- Also reinforces the tunnel.

**RADIEN<sup>2</sup>**



### WRAP AROUND SIDE BUMPER

860202189 • Black

860202228 • Orange 600 mm

860202190 • Black

860202495 • Orange NEW 500 mm

860202255 • Black 400 mm

- Protects side panels while still allowing access to them.
- Radien-X 500mm & 600mm models need front bumper 860202120 (Brutal uses 500 mm side bumper and needs front bumper 860202254, but HD bumper is not required).
- Radien-X 400 mm models need also front bumper 860202254.

**RADIEN-X**



**NEW**

### HITCH BUMPER FOR SHORT TUNNEL

860202647 • 3700

860202646 • 3900

860202648 • 4100

- Required for hitch use (hitch 860201381) and towing for short tunnel.
- Easy mounting with no cutting.
- Also reinforces the tunnel.

**RADIEN<sup>2</sup>**

## TOWING



### C-TYPE HITCH

860201381

- Heavy-duty C-type hitch works in conjunction with hitch rear bumper.

**RADIEN<sup>2</sup>**



### TOW HITCH

860202116 • models with a heavy-duty bumper.

860202117 • models with a Explorer rear bumper.

860202258 • Radien-X models without rear bumper

- Easy-to-use, sturdy hook for towing applications.
- Does not fit for 2018-2021 BoonDocker DS models, any 2022 BoonDocker models or 2023 Shredder models.

**REX / REX<sup>2</sup> / RADIEN / RADIEN-X**



### WINCH KIT

860202097

- Ergonomic clutch handle.
- Rugged all-steel gears and bushings, provides more torque and longer life.
- Can be attached to rear of the vehicle's hitch or on HD front bumper (860202120 or 860202254).
- Automatic 100% load-holding brake.
- Sealed solenoid for all weather protection.
- Corded 10 ft. (3m) weather sealed hand-held remote.
- Pulling strength capability of 2,000 lb (907 kg).
- Synthetic rope.
- One-piece rope guide.
- EC Compliant.

**RADIEN-X 500 MM**  
**RADIEN-X 600 MM**

## SKID PLATES, PROTECTORS & REINFORCEMENT



**NEW**

### SKID PLATE

- 860202586 • Viper Red  
860202417 • Black  
860202423 • Manta Green  
860202418 • Neo Yellow  
860202603 • Catalyst Grey
- Narrower than a Full Body, but wider than an Extreme skid plate in size - good blend of protection and agility.
  - Smooth surfaces also reduce drag.
  - Improved easy assembly without disassembly.
  - Chassis is premarked for easy installation.
  - 4 mm thick high impact resistance polypropylene for durability.
  - Attachment kit included.

**RADIEN<sup>2</sup>**



### HEAVY-DUTY SKID PLATE

- 860202064 • Viper Red  
860202065 • Race Orange  
860202343 • Black  
860201867 • White
- Full coverage skid plate.
  - Maximum extra wide protection for tough conditions.
  - Injection molded assures a perfect fit and easy installation.
  - Attachment kit included.

**RADIEN-X 400 MM**



**NEW**

### BRAKE AND GEARBOX PROTECTION

- 860202573
- Extra underbelly protection.
  - Protects components such as brakes and gearbox from impacts.
  - Available for models with long chaincase.
  - Compatible with skidplate.

**RADIEN<sup>2</sup>**



### HEAVY DUTY SKID PLATE

- 860202314 • Black  
860202313 • Red NEW
- Injection molded plate with smooth bottom surface to reduce drag.
  - Wide shape for full protection and maximum flotation.
  - Attachment kit included.

**RADIEN-X 500 MM**



**NEW**

### SNOWFLAP EXTENSION

- 860202567
- Removable snowflap extension that helps engine cooling in hardpack, low & icy snow conditions when installed.
  - Stows on the tunnel when not in use.
  - Installs on the stock lightweight snowflap of Shredder models with short tunnel.
  - Compatible with stock and hitch bumpers.
  - Light or heavy-duty Rear bumper required.

**RADIEN<sup>2</sup>**



### REAR SKIDPLATE

- 860202067 • For long chaincase  
860202303 • For short chaincase
- Extra underbelly protection.
  - Protects components such as brakes and gearbox from impacts.
  - Available for models with fullbody skid plate.

**RADIEN**



### HEAVY DUTY SKID PLATE

- 860202176
- Injection molded plate with smooth bottom surface to reduce drag.
  - Wide shape for full protection and maximum flotation.
  - Attachment kit included.

**RADIEN-X 600 MM**



### BRAKE RESERVOIR PROTECTOR

- 860202171
- Increases impact protection for the brake reservoir.
  - Window to see fluid level.
  - Cast aluminum construction.
  - Stock on 2022 BoonDocker RE & DS models and 2023 Shredder RE & DS models.

**RADIEN  
(ONLY MODELS WITH STANDARD CONTROLS ON HANDLEBAR)**

**NEW**

### RAIL REINFORCEMENT

- 860202611
- Increases rail strength and longevity.
  - Standard on Shredder RE models

**RADIEN<sup>2</sup>**



### FULLBODY SKIDPLATE

- 860202584 • Viper Red NEW  
860202023 • Cyan  
860202024 • Race Orange  
860201647 • Manta Green  
860201646 • Sunburst Yellow  
860201631 • Black  
860201642 • White
- Injection molded plate with smooth bottom surface to reduce drag.
  - 4mm thick high impact resistance polypropylene for durability.
  - Wide shape for full protection and maximum flotation.
  - Attachment kit included

**RADIEN**



### LING REMOVABLE SNOWFLAP

- 860201515
- Innovative way to remove snowflap.
  - Can be installed with stock flap.
  - Stows on the tunnel when not in use.
  - Does not fit on BoonDocker RE & DS and Xterrain RE (2022 and up).

**RADIEN**



### RAIL REINFORCEMENT

- 860201870 • PPS<sup>2</sup> rear suspension  
860202462 • PPS<sup>3</sup> rear suspension
- Fits all Radien models with PPS<sup>2</sup> or PPS<sup>3</sup> rear suspension.

**RADIEN**

**ERGONOMICS****ADJUSTABLE RISER**

860201589 • 150-210 mm.  
Fits on BoonDocker models.

860201590 • 125-160 mm.  
Fits on Rave RE and  
Xtrim RE models.

- For straight handlebar.

**RADIEN**  
**RADIEN<sup>2</sup>**

**FIXED RISER BLOCK**

860201874  
• 90 mm high

**RADIEN**  
*Not illustrated*

**HANDLEBAR GRIPS**

860201878 • Black  
• Aggressive pattern for extra grip.  
• 2 pieces.

**RADIEN / RADIEN-X**  
**RADIEN<sup>2</sup>**

**EXTENSION KIT**

860201428 • 190 mm. Works with  
all stock wiring and cables. Fits on  
BoonDocker models

860201632 • 165 mm. Cable  
included. Fits on Rave RE and  
Xtrim RE models

860201632 • 165 mm. Fits on Rave  
RE and Xtrim RE models

860201427 • 120 mm. Works with  
all stock wiring and cables. Fits  
on Rave RE and Xtrim RE models

- For straight handlebar.

**RADIEN**  
**RADIEN<sup>2</sup>**

**SIDE SUPPORT FOOT KIT**

860201876  
• Cast aluminum outer support  
for riders that use their  
feet to push in corners, or  
desire a more locked feel.

**RADIEN**

**FIXED TOE HOLD**

860201875

- Fixed toe-holds for control and  
leverage when  
boondocking.

- Fits for 3500 length  
tunnel and longer.

**RADIEN**  
**RADIEN<sup>2</sup>**

**RIDERS FOOT RAMP**

860201877

- Customize the fit and  
function of your sled.
- Offers a natural angled platform  
for riders that push with their feet.
- Fits not for Rave RE model.

**RADIEN**  
*Not illustrated*

**RS HOOD KIT**

860202244

- Lightweight hood (only  
for Racing purposes).
- Polypropylene construction.

**RADIEN**

**GRAB HANDLE LOW**

860202073

- Provides more freedom of  
movement in active riding.
- Not compatible with Handlebar  
Bag (860201565).

**RADIEN / RADIEN-X**  
**RADIEN<sup>2</sup>**

## RAVE 120 & 200 ACCESSORIES

**NEW**

### LOW WINDSHIELD

860202570

- Low height - 36 cm high.
  - Offers protection with integrated style.
  - Thermoformed molded for clarity.
- RAVE 120 & 200**

**NEW**

### COVER

860202585

- Cover fits Youth model sleds.
  - Quick release buckles for easy, gloved-hand operation.
  - RAP clip intuitively connects to the tunnel for easy installation.
  - Added protection while transporting sleds.
- RAVE 120 & 200**

**NEW**

### CARBIDES

860202555

- 7/16" flat top runner with 4" of 60 degree turning carbide (Woodys).
  - Sold in pairs.
- RAVE 120 & 200**

**NEW**

### REAR WHEEL KIT

860202628 • Rave 120  
860202610 • Rave 200

- Additional wheels for the rear suspension for low snow conditions.
  - Includes wheels and mounts.
- RAVE 120 & 200**



### PIVOTING MIRROR KIT FOR HANDGUARDS

860200893

- Perfectly integrated design and style.
  - Mirrors fold away when not in use for easy storage or when covering vehicle.
  - Sold in pairs.
- RAVE 200**



### FLEXIBLE HANDGUARDS

860201591

- Designed to withstand roll overs and tough boondocking conditions.
  - Feature smaller size deflector made of flexible material.
  - Mounts feature a flexible base.
  - Fits with pivoting Mirror Kit for Handguards (860200893).
- RAVE 120 & 200**

**NEW**

### HEAVY-DUTY SPRING KIT

860202629

- Higher capacity springs for larger riders.
  - Maintain handling and comfort as riders grow.
- RAVE 120 & 200**



## 59 & 69 RANGER ALPINE ACCESSORIES



### HILL BRAKE

- 860202078 • 69 Ranger Alpine  
860202364 • 59 Ranger Alpine
- Advanced hill brake application for safe stopping on steep hills.
  - Specifically designed for 69 Ranger Alpine model.
- 59 & 69 RANGER ALPINE**



### A-ARM WIDENING KIT

860202194

- Provides more stability when turning on steep slopes.
  - Adds 200 mm of width to the front suspension.
- 59 & 69 RANGER ALPINE**



### BEACON BAR

860202395

- Sturdy bar for lights (lights not included).
- 59 & 69 RANGER ALPINE**



### 1+2 SEAT

860202502

- 2 up seat specifically designed for 59 & 69 Ranger Alpine model, allowing you to ride 3-up.
- 59 & 69 RANGER ALPINE**



### WORKING LIGHT KIT

860202084

- Working light and warning lights for beacon bar (beacon bar not included).
- 59 & 69 RANGER ALPINE**



### CARGO BOX

860202080 • 69 Ranger Alpine

- Large cargo box, 180 L for mounting on the rear rack.
  - For 59 Ranger Alpine use Rear deck 860202415 to add possibility to use big LinQ Cargo boxes 860202416 and 860202085.
- 69 RANGER ALPINE**



### WARNING LIGHTS

860202496

- Includes 2 LED lights to be installed at front and 2 at rear of the snowmobile.
  - Control of the lights needs Working Light kit 860202084.
- 59 & 69 RANGER ALPINE**

### WARNING SIGNAL FOR ALPINE

860202312

- Push the button warning signal.
- 59 & 69 RANGER ALPINE**  
*Not illustrated*

### SKI & SNOWBOARD RACK

860202082

- Rack for two pairs of skis and a snowboard.
- 69 RANGER ALPINE**  
*Not illustrated*

## SUSPENSION



### FRONT SUSPENSION LFS KIT

860201588

- Adjustable width 975 mm - 1,019 mm.
- Includes KYB 36R shocks and springs.

**RADIEN**



### KYB 36 R FRONT SHOCK KIT

860202370

- For 996 mm ski stance.
- Aluminium shocks with rebound adjustment.

**RADIEN-X**



### CURVED A-ARMS

860201679 • 921 mm

860202345 • 996 mm

- Redesigned to be more effective.
- Provides more clearance for less drag in deep snow.
- Reduces damage from objects hidden below the snow.
- Quick-disconnect sway bar kit included.

**RADIEN / RADIEN-X  
RADIEN<sup>2</sup>**

### EASYRIDE REAR END LOCKING PIN

860201948 • Radien-X 500 mm

860202068 • Radien-X 400 mm

- The simple mechanism makes it easy to lock and unlock the Easyride rear end movement for different application needs.

**RADIEN-X 400 MM  
RADIEN-X 500 MM**

*Not illustrated*



### FRONT SHOCKS - FOX+ LIGHTWEIGHT 1.5 ZERO QS3-R

860202275

- The newest version of FOX's renowned lightweight shocks and springs to fit deep snow sleds.
- They feature QS3 three position adjustment for quick, easy compression and rebound adjustments and fit S-36 front suspensions.
- FEATURES: -Optimized lightweight spring & shock design. -FOX ice scraper technology (FIST). -One piece, aluminum mounting hardware. -High-flow velocity-sensitive damping. -Internal groove position sensitive technology. - Fully rebuildable and re-tuneable. -Ski stance: 921 mm

**RADIEN BOONDOCKER DS  
RADIEN<sup>2</sup> SHREDDER RE & DS**



### FRONT SHOCKS - FOX LIGHTWEIGHT FLOAT 3 EVOL QS

860202277

- Two separate air chambers replace coil springs and offer multiple tuning options.
- The QS3 adjustments offer 3 positions for easy and quick compression and rebound adjustments.
- FEATURES: -Optimized lightweight shock design. -One piece, aluminum mounting hardware. -High-flow velocity-sensitive damping. -Internal groove position sensitive technology. -Fully rebuildable and re-tuneable. -Ski stance: 921 mm

**RADIEN BOONDOCKER DS  
RADIEN<sup>2</sup> SHREDDER RE & DS**

## COVERS



**NEW**

### ROC SLED COVER

860202612 • No windshield to low.

- Ride On Cover (ROC) System fits Radien<sup>2</sup> deep snow sleds.
- Quick release buckles for easy, gloves on operation.
- Updated Rear clip for easier installation and removal.
- Easy handlebar access for moving sled while covered.
- Ride on or off a trailer or sled deck while covered.
- Added protection while transporting sleds.

**RADIEN<sup>2</sup>**

**NEW**

### COVER, WHITE

860202486

- Provide protection for your snowmobile.
- Easy to install and stays on even in hard wind.
- Fits with one and two up seats.

**RADIEN-X 500 MM & 600 MM**

### LIGHTWEIGHT COVER

860202379

- Compact, lightweight and packable.
- Covers front lights, handlebar, cluster, glovebox and seat area.

**RADIEN  
RADIEN-X**

### SLED COVER

860201535 • No windshield to medium. Fits with one up seat.

860201534 • With medium and higher windshield. Fits with one and two up seats.

- Provide protection for your snowmobile.
- Easy to install and stays on even in hard wind.

**RADIEN**

### SLED COVER

860201996 • Fits with one up seat.

860201997 • Fits with one and two up seats.

- Provide protection for your snowmobile.
- Easy to install and stays on even in hard wind.
- Fits also Radien-X 400 mm models with extra high windshield

**RADIEN-X 400 MM & 500 MM**



### SLED COVER

860201868 • With medium and higher windshield. Fits with one up seat.

860201869 • Does not fit on vehicles with extra high windshield. Fits with one and two up seats.

- Provide protection for your snowmobile.
- Easy to install and stays on even in hard wind.

**RADIEN-X 400 MM**

### COVER

860202252

- Provide protection for your snowmobile.
- Easy to install and stays on even in hard wind.
- Fits with one and two up seats.

**RADIEN-X 600 MM**

## TRAILING & COVERS



### SUPERGLIDE II PRO

860201216

- No more ripping up the plywood on your trailer.
- Allows skis to glide with ease.
- Traction knobs incorporated for better traction.
- Exclusive venting, protects the deck of your trailer from moisture damage.
- Total length of 6 m.



### SUPERGLIDE II WIDE

860201592


- Allows sled skis to glide with ease.
- Specifically designed traction knobs provide improved traction for your feet.
- Oval mounting channels and custom shoulder screws prevent warping by allowing for expansion and contraction that results from varying temperature.
- Exclusive venting; protect the deck of your trailer from moisture damage.
- Each box contains 8 pieces (343 mm x 749 mm).
- Comes with 72 specially coated screws with grommets.
- Total length of 6 m.



### SUPERGLIDE EDGE RAIL TRIM

860201217

To secure Superglides on ramps or decks leaving an encapsulated finished edge



### SUPER TRACTION GRID

860201593

- Super Traction Grids' strategic grid pattern provides incredible grip and accommodates all snowmobile tracks, even with paddles or studded.
- Each box contains 4 pieces (209 mm x 762 mm) and hardware.



### BRP STRAPS

295100389 Quick Lock

860200447 Ratchet Lock

Heavy-duty cargo straps. Adjustable length between 0.3 m and 1.5 m, hooks at both ends.



### SUPERTRAC KIT

860201413 • 12" (30 cm)

860201414 • 24" (61 cm)

860201415 • 48" (122 cm)

Includes: 1 piece Supertrac, 1 Supertrac deck hook, 2 end caps and all mounting hardware.



### T-STYLE DECK HOOK

860200995



### SUPERTRAC DECK HOOK

860201416

- For Supertrac.
- Adjustable and removable hook



### SUPERCLAMP II

860200950

- Innovative trailer tie-down system.
- Silicone rubber pads to protect your skis.
- Front and middle handles allowing easy manoeuvrability.
- Pad lock compatible, becomes a theft deterrent.
- Tension adjustment knob – fits all snowmobiles.
- Comes with screw style deck hook



### SUPERCLAMP REAR WITH SUPERTRAC

860201425

- Snowmobile tie-down system for rail.
- Silicone rubber pads to protect snowmobile suspension skid.
- Tension adjustment knob – fits all snowmobiles.
- 300 mm Supertrac kit included.
- Pad lock compatible, becomes a theft deterrent.



### SCREW STYLE DECK HOOK

860200994

- Most common.
- Comes standard with front Superclamps.
- Screws into the existing hole where you would screw the old style bar and crank into or make your own holes

## SKIS



### BLADE XC+ SKIS

860202460 • Black  
860202498 • Viper Red  
860202613 • White NEW  
The Blade XC+ ski is longer, narrower and lighter than its predecessor and it provides great stability. Thanks to its renewed structure, the ski maintains its qualities in variable snow conditions consistently.

**RADIEN / RADIEN-X / REX<sup>2</sup>**



### BLADE DS+ SKIS

860202265 • Cyan  
860202011 • Black  
860202012 • White  
860202013 • Viper Red  
860202015 • Sunburst Yellow  
860202016 • Manta Green  
860202017 • True Blue  
860202019 • Race Orange  
The Blade DS+ ski improves the handling of the Lynx snowmobiles in deep snow. The long, redesigned ski makes the snowmobile more predictable to steer, even when turning in deep snow, and it improves handling when side hilling.

**RADIEN<sup>2</sup> / RADIEN / RADIEN-X / REX<sup>2</sup>**



### BLADE DS+ LINER KIT

860202020  
• Ski liners for the Blade DS+ ski.  
• Full wide symmetrical version for extreme deep snow applications.  
• Sold in pairs.

**RADIEN<sup>2</sup> / RADIEN / RADIEN-X / REX<sup>2</sup>**



### BLADE XC SKIS

860201655 • Black  
860201656 • Sunburst Yellow  
860201657 • Blue  
860201658 • Lime Green  
860201659 • Manta Green  
860201660 • Red  
860201661 • White  
860201662 • Grey  
860201946 • Race Orange

It is the perfect combination of flotation in deep snow and sharp steering on hard packed snow. Sold in pairs.

**RADIEN / RADIEN-X / REX / REX<sup>2</sup> / XU**



### BLADE SKI HANDLE

505072976 • Black  
505073107 • Yellow  
505073108 • White  
505073388 • Lava Red  
505073513 • Orange  
505073651 • Race Orange  
505073665 • Sunburst Yellow  
505073109 • Viper Red  
• High-density colored polyethylene loops.

**RADIEN<sup>2</sup> / RADIEN / RADIEN-X / REX / REX<sup>2</sup> / XU**



### BLADE DS+ CARBIDE RUNNER

860201044



**NEW**

### CARBIDE RUNNER KIT

860202518  
860200578 • more aggressive carbides  
• Fits for Blade DS, DS+ and XC+ skis.

## UNIVERSAL



### LYNX SHOVEL WITH SAW

860201918  
**RADIEN / RADIEN-X / REX<sup>2</sup> / XU**



### BRP TOOL KIT

860202029  
• Casing fits perfectly in Deep Snow Seat Box with or without battery (860202028).  
• Features high quality tools.  
• Includes:  
- Stainless steel open end wrenches; 8-10mm, 10-13mm, 12-14mm, 15-17mm, 16-19mm.  
- 1/4 drive ratchet with 4" extension, hex 8 - 10 - 13 - 16, torx 25 - 30 - 40, allen 4 - 6 - 8, philips #2.  
- Long nose vice grip.

**RADIEN / RADIEN-X RADIEN<sup>2</sup>**



### RACING BRAKE PADS

619690016



**NEW**

### FISKARS AXE NORDEN WITH LEATHER COVER

860202576  
Norden's N12 splitting ax is made in Finland. It combines durability, perfect blade and shank balance, advanced blade shape and an extremely sharp angle that together maximize product performance. The shaft of the ax is made of high quality hickory wood, which gives it a natural look and feel. Comes with a leather protective case. Fits perfectly in the ax holder of the large 135L Cargo Box 860202085.



### LOCKABLE FUEL CAP


619590085



### PULLING STRAP

860202382  
• Save your back and get unstuck the easy way.  
• Lightweight, compact, affordable.  
• Extremely robust material.  
• Available in red only.  
• 2 per pack.

**RADIEN / RADIEN-X RADIEN<sup>2</sup>**



### TUNNEL GRIP PLATES

860200164



**NEW**

### FISKARS GARDEN SAW L SW75

860202578  
The Xtract™ garden saw (L) SW75 is a very efficient saw specially designed for fresh wood. Fiskars Xtract™ saws have a retractable blade mechanism and a fixed belt loop, so the saw can be carried and stored safely. The hollow handle allows the blade to be stored inside the handle during transport. Can be attached to a large 135 L Cargo Box 860202085.

**NEW**

### FISKARS SPLITTING AXE X11

860202577  
The X11 splitting ax is a handy tool for splitting smaller timber with a diameter of 10-20 cm. Easy to use with just one hand. Also excellent for making campfire lighters. Fits perfectly in the ax holder of the large 135L Cargo Box 860202085.

## COOLING



NEW

## ICE SCRATCHERS

860202330

- Rail mounted design fits all Radien and Radien<sup>2</sup> sleds.
- Provides additional cooling in hard and icy conditions.
- Double coil allows use in reverse without damage.
- Can be stored along the rail when not in use. Replaceable tips.

**RADIEN**  
**RADIEN<sup>2</sup>**



## ICE SCRATCHERS

860201728

- Stock on BoonDocker DS models (2022 and older).

**RADIEN / REX<sup>2</sup>**

## AIR RADIATOR KIT

860201860

- Provides additional cooling in extreme conditions.
- For 600R and 850 E-TEC engines (electric start is required when assembling).

**RADIEN****RADIEN-X 400 MM***Not illustrated*

## FRONT RADIATOR KIT

860202465

- Provides additional cooling in extreme conditions.
- For all vehicles with Turbo R engine.

**RADIEN-X***Not illustrated*

## ELECTRICAL



NEW

## AUXILIARY LED LIGHT

860202429

- Riser mounted adjustable auxiliary light for deep snow sleds.
- Provides 1375 extra lumens of light.
- Weighs 540 grams.
- Flips up when needed and folds down out of the way when not in use to avoid damage.
- Integrated switch automatically shuts light off when folded down.
- Operates with the high beam switch.
- Compatible on Radien<sup>2</sup> Shredder models, Compatible with ultra-low windshield on Radien only.
- Compatible with Tall and Short Riser, but not compatible with Glovebox Extension.
- Harness 515178153 required on Radien platform BoonDocker models.

**RADIEN**  
**RADIEN<sup>2</sup>**



## HIGH BEAM AUXILIARY LED LIGHT

860201956

**RADIEN / RADIEN-X**



NEW

## USB INTELLIGENT POWER OUTLET KIT

860202433

- Power all your electronics with this easy to mount USB plug.
- Provides 1 USB A (QC\*3.0) and 1 USB C (PD\*\*) plugs.
- Power rate : 36 watts.
- Intelligent USB charger for a quick charge when battery is low.
- Installs inside storage compartment.
- Wiring harness included.
- \*QC : quick charge
- \*\*PD : power delivery

**RADIEN**  
**RADIEN<sup>2</sup>**



## LINQ WORKING LIGHT

860201849

- Convenient LinQ mount with swivel allows you to adjust as needed.
- Ultra bright 1000 Lumen output.
- Works when at idle.
- Requires 12V outlet (860201888).

**RADIEN-X**



NEW

## E-LINQ

860202354

- Combines both DESS cord and heated visor/ accessory cord into one.
- Converts standard DESS cord into a powered cord.
- Easy and quick magnetic connection that self locates.
- Reduces chances of a broken connector.
- Increases freedom of movement with less cords.
- Works with any electric helmet and 12V heated visor.
- Maintains power connection 100% of the time.
- Improved desing for easy installation.
- No more drilling required.
- Compatible with Deep Snow models.

**RADIEN<sup>2</sup>**



## E-LINQ

860202131 • Radien

- Combines both DESS cord and heated shield cord into one.
- Same type of magnetic connector as used on OXYGEN helmet.
- Easily converts standard DESS cord into a powered cord.
- Increases freedom of movement.
- Easy and quick connection that self locates.
- Works with any 12V heated shield.

**RADIEN / RADIEN-X**



## LEARNING KEY

860201872

- For vehicles with Radien-X platform and Rotax 4-stroke engines.

**RADIEN-X**



## RF DESS SPARE KEY

515177742

- (from 2015)

**RADIEN / RADIEN-X / REX<sup>2</sup>**



### AMBIENT AIR & ENGINE TEMPERATURE MODULE

860201362  
RADIEN



### 3W HEATER

515176786

RADIEN / RADIEN-X



### HEATED VISOR KIT

860201283  
• Wiring harness included.  
RADIEN / RADIEN-X



### ELECTRIC STARTER KIT

860201282  
• Start your sled with the simple push of a button.  
• Battery cover with support (860201720) also required.  
RADIEN (VEHICLES WITH 600R AND 850 E-TEC ENGINES, WITHOUT SHOT)



### USB POWER OUTLET KIT

860201261  
• Includes wiring harness.  
RADIEN / RADIEN-X



### CTEK BRP 5.0 CHARGER

860200997  
RADIEN / RADIEN-X /  
REX / REX<sup>2</sup> / XU

### BLOCK HEATER

860201980  
• Improves starting in extreme cold temperatures.  
• Fits only models with 600 ACE (2020->) 900 ACE and 900 ACE Turbo engines.  
• Installation tool required (520002260, sold separately).

RADIEN-X  
*Not illustrated*



### RCA ADAPTOR PLUG KIT

515176794  
• Y plug power splitter lets you connect 2 heating components or 1 heater and 1 electrical visor.  
RADIEN / RADIEN-X / REX<sup>2</sup> / XU



### REWIND STARTER KIT

860201410

RADIEN



### POWER OUTLET

860201423 • Wiring harness included.

RADIEN / RADIEN-X

## PARTS & PERFORMANCE



### PISTON KIT

415129406 • 593 HO including SDI  
415129405 • 793 HO  
415129854 • 800 E-TEC 2011 and prior  
415129855 • 800 E-TEC 2012 and up  
415129858 • 800R P-TEK and 800R E-TEC 2010  
415129541 • 593  
415129542 • 552  
• Kit includes: piston, rings, piston pin, needle bearing and circlips.



### MAINTENANCE KIT FOR DRIVE PULLEY

REX, REX<sup>2</sup>, XU  
415129624 • 2011 (550F)  
2011 to 2018 (600 & 600 E-TEC sea-level)  
REX<sup>2</sup>, XU  
415129625 • 2012 (1200),  
2012 to 2018 (600 E-TEC high altitude)  
REX, REX<sup>2</sup>, XU  
415129626 • 2011 to 2018 (800R P-TEK & 800R E-TEC)  
415129627 • 2008 to 2010 (800R P-TEK & 800R E-TEC)  
415129708 • 2011 and prior (1200),  
2011 and prior (600 E-TEC high altitude)  
• Includes: 1 Spring Cover Ass'y, 3 Rollers Ass'y, 1 Bushing (Siding Flange),  
• 6 Slider Shoes, 6 O-Rings, 1 Circlip, 3 Cotter Pins & 3 Lever Axles



### NGK<sup>+</sup> SPARK PLUGS

219703120 • BR9-ES  
415128524 • 600 CARB & 800 P-TEK - BR9-ECS (Gap 0.8 mm)  
415130430 • 600 H.O. E-TEC - PZFR6F  
415129429 • 1200 4-TEC - CR8EKB  
415129484 • 800R E-TEC - PFR7AB  
415129670 • 600 ACE - MR7BI8  
415129944 • 900 ACE - MR8BI8  
415130154 • 850 E-TEC & 600R E-TEC - ILKR8Q  
512059552 • 550F, 600RS - BR9ECS (Gap 0.5 mm)  
512060029 • 600 CARB, 800R P-TEK - BR8ECS (Gap 0.8 mm)  
• You'll see a difference with genuine NGK spark plugs.  
• Solid steel terminal reduces the chance of arcing in the plug cap, which may interfere the electric component.  
• A necessity in today's ignition system

## XPS LUBRICANTS AND CARE PRODUCTS



### XPS 2-STROKE FULL SYNTHETIC OIL

779281 • 946 ml  
779282 • 3.785 L  
779283 • 9.46 L  
Specifically engineered to meet the unique needs of Rotax.



### XPS 4-STROKE SYNTHETIC OIL

779286 • 946 ml  
779287 • 3.785 L  
The best choice for any BRP vehicle with a 4-stroke engine used in winter cold condition.



### XPS 4-STROKE EXTREME COLD GRADE SYNTHETIC OIL

779294 • 946 ml  
779295 • 3.785 L  
BRP's Rotax 4-stroke ACE and 1203 engines.



### XPS 2T SNOWMOBILE PREMIUM MINERAL OIL

779277 • 3.785 L  
779279 • 18.92 L  
Powersport formula with premium anti-wear and anti-corrosion additives.



### XPS 2T SNOWMOBILE SYNTHETIC BLEND OIL

779649 • 3.785 L  
Designed for all oil injection or pre-mix 2-stroke snowmobiles with electronic fuel injection or carbureted engines.



### XPS BRAKE FLUID

779207 • 355 ml  
Exceeds all DOT3 and DOT4 brake fluid requirements.



### XPS SYNTHETIC CHAINCASE OIL

779185 • 355 ml  
Specifically developed for highperformance Lynx models, it represents the best in state-of-the-art chaincase lubrication



### XPS SYNCHROMESH SYNTHETIC TRANSMISSION OIL

779211 • 710 ml  
Uses a unique combination of synthetic base stocks.



### XPS PRE-MIXED ANTIFREEZE/COOLANT

619590204  
5 years (orange) - 946 ml  
Ready-to-use pre-mix. Longlife, 5-year formula specially formulated for BRP vehicles.



### XPS CARBURETOR CLEANER

779184 • 355 ml  
Complete fuel treatment specially formulated to prevent small engine problems caused by Ethanol-blended fuels.



### XPS HIGH PERFORMANCE SUSPENSION FLUID

779219 • 946 ml  
779210 • for FOX shocks  
Engineered viscosity for optimized performance in cold weather conditions.



### XPS ANTI-CORROSIVE LUBRICANT

619590093 • 340 g  
A multipurpose lubricant that can also be used to prevent rust, corrosion and moisture intrusion.



### XPS FUEL STABILIZER

779183 • 240 ml  
Ethanol-compatible and will stabilize fuel in your tank to keep it from breaking down and causing hard starting, throttle hesitation and poor run quality.



### XPS STORAGE OIL

619590094 • 340 g  
High-performance fogging oil designed to protect internal engine parts from rust and corrosion.



### OIL FILTER

Use on all Lynx engines. See your dealer for details

### OIL FILL SUPPORT RING

519000296

To learn more about the complete line-up visit [xpslubricants.com](http://xpslubricants.com)



## LONG LIVE ADVENTURE

**XPS Lubricants and Care products are expertly engineered to extend the life of your ride.**

We pair the best engineers with the best chemists to create products that exceed tomorrow's technology with the knowledge from an insiders standpoint.

### No Shortcuts

Tested on all engine platforms and all materials used in manufacturing today's powersports vehicles - not just one or two. We benchmarked against the best in every category to ensure XPS products meet or exceed each before offering them to you.

### They perform and protect in the harshest conditions

From desert heat to saltwater corrosion to the coldest temperatures on earth - XPS products have been proven to protect and perform.

**XPS**



## DRIVE BELTS

**850 E-TEC**  
**850 E-TEC Turbo**  
**900 ACE Turbo (150hp)**  
**900 ACE Turbo R**  
**600R E-TEC (Rave RE, Rave Enduro & Shredder 600R)**  
 417300571

**900 ACE Turbo (130 hp)**  
 417300558  
**600R E-TEC / 900 ACE**  
 417300551  
**600 EFI**  
 417300586  
**600 ACE**  
 417300585

## TRACKS 2023

Item	WxLxH in.	WxLxH mm	Pitch	Profile	Std on MY23 vehicle
504153304	15x128x1,35	381x3251x34	2,86		
504153350	15x128x1,75	381x3251x44	2,86		
504153420	16x128x1,6	406x3251x41	2,86	Cobra	Rave Enduro
504153162	16x128x1,75	406x3251x44	2,86		
504152838	15x137x1,35	381x3489x34	2,86	Cobra	Adventure LX
504154057	15x137x1,5	381x3487x38	2,86	Studded	Rave RE (spring model)
504153706	15x137x1,6	381x3487x41	2,86	Cobra	
504153967	15x137x1,6	381x3487x41	2,86	Cobra	Rave RE
504153669	15x146x1,6	381x3705x41	2,86	Cobra	Adventure
					Adventure SC
504154301	15x146x2,5	381x3705x64		PowderMax	Shredder RE 3700
504154496	15x154x2,5	381x3912x64		PowderMax Light	Shredder RE 3900 Shredder DS 3900
504154453	15x154x3	381x3912x76		PowderMax3 LgtLarge	Shredder DS 3900
504154454	15x163x3	381x4120x76		PowderMax3 LgtLarge	Shredder DS 4100
504152803	16x137x1,75	406x3487x44	2,86		
504153293	16x137x2,2	406x3487x56	2,86	PowderMax Flex Edge	
504153103	16x137x2,25	406x3487x57	2,86		
504152987	16x146x1,5	406x3705x38	2,86	Deep Snow Glider	
504153670	16x146x2	406x3705x51	2,86	PowderMax	Xterrain 3700 Xterrain RE 3700
504153198	16x146x2,5	406x3705x64	2,86	PowderMax Flex Edge	
504153008	16x146x2,5	406x3705x64	2,86	PowderMax	Xterrain RE 3700 850 E-TEC (spring model)
504153349	16x153x3	406x3886x76	3	PowderMax III	
504152962	16x154x1,5	406x3912x39	2,86	Deep Snow Glider	49 Ranger
504153173	16x154x2	406x3912x51	2,86	PowderMax	Xterrain 3900 49 Ranger ST
504153009	16x154x2,5	406x3912x64	2,86	PowderMax	49 Ranger PRO Xterrain PRO
504153199	16x154x2,5	406x3912x64	2,86		
504153791	16x154x2,5	400x3912x64	3,5	Powder-Max Light FlexEdge	Shredder 600R
504153785	16x154x3	400x3912x76	3,5	PowderMax Light	
504153276	16x163x1,5	406x4141x39	2,86		
504153401	16x163x2,3	406x4141x59	2,86	PowderMax	
504153016	16x163x2,3	406x4141x59	2,86		
504153792	16x163x2,5	406x4120x64	3,5	PowderMax Light	
504153786	16x165x3	406x4120x76	3,5	PowderMax Light	
504152817	20x154x1,25	500x3912x32	2,86		
504153036	20x154x1,25	500x3912x32	2,86	Studded	
605613004	20x154x1,5	500x3912x38	2,86		
504154260	20x154x1,5	500x3912x38	2,86	Cobra Silent Track	59 Ranger 600 EFI
504154259	20x154x1,5	500x3912x38	2,86	Studded	Commander GT 59 Ranger Alpine
504154312	20x154x1,75	500x3912x44	2,86	PowderMax	Commander Commander Limited Commander GLX 59 Ranger 600 ACE
504154256	20x154x2,35	500x3912x60	2,86	PowderMax	Xterrain Brutal
504153928	24x156x1,25	600x3968x32	2,52		
504153927	24x156x1,25	600x3968x32	2,52	Studded	69 Ranger Alpine
504154257	24x156x1,5	600x3968x38		Cobra Silent Track	69 Ranger 69 Ranger Limited 69 Ranger Snow-Cruiser
504153248	24x156x1,75	600x3968x44	2,52	Cobra	

## **APPAREL**

- 60** NEW Quantum Pro
- 62** Technology guide: Sympatex
- 63** NEW Squadron Flex
- 64** Technology guide: Deep Snow apparel comparison
- 65** Apparel technologies
- 67** NEW Stamina Trail
- 68** M-Forge and Fidlock technologies
- 69** Helmets
- 72** Goggles
- 74** Quantum
- 75** Stamina
- 76** Squadron
- 78** Tec Layer
- 81** Lynx x Svala
- 84** Racing
- 85** Active Wear
- 86** Handwear
- 87** Sportswear Fleece
- 88** Signature Collection
- 89** Hoodies & T-Shirts
- 90** Headwear
- 91** Footwear
- 91** Socks
- 92** Backcountry Access
- 93** Bags
- 94** Kidswear
- 95** How to measure



# QUANTUM SERIES MADE FOR DEEP SNOW

**Conquer the deep snow with non-compromise technical gear**


The original Lynx Quantum riding gear offers you the best lightweight performance for mountain and deep snow riding. High-end shell clothing with Cordura fabrics and Sympatex membrane has been developed to meet every freerider's demands.



**THE BEST FIT IN  
THE INDUSTRY,  
MAX MOBILITY**



**ELEMENT  
PROOF**



**HIGH  
AIRFLOW**

**sympatex®**



**GOES GREAT WITH QUANTUM  
HYBRID**



## LYNX PACKABLE DOWN JACKET

Use as a light jacket for cool dry weather or as a very warm mid layer.  
Drawcord hem adjustment in pockets.  
Primaloft Down-blend insulation with high compression.

Shell: Polyester  
Shaped sleeves.  
Microfleece and Spandex at underarm vents.  
Drawcord hem adjustment in pockets.  
Sold with stowable pocket.

## LYNX HYBRID JACKET

Light and versatile mid layer jacket for active riders.  
Strategically placed elastic knit material and panels with insulation

Ultralight Teflon water repellent material  
Primaloft Black Insulation  
YKK zippers



**REGULATE  
WARMTH**



**MULTI-USE**



**PACKABLE  
DESIGN IS GREAT  
FOR ON-THE-GO  
AND TRAVEL!**

# NEW IN QUANTUM SEGMENT

## PRO

DEVELOPED WITH LYNX AMBASSADORS

Experience the most durable, lightweight, no-compromise technical riding gear in Quantum series. We made the Quantum styles even better! Now featuring SYMPATEX Three Layer with no separate liner, which provides a superior layering and mobility experience for riding in deep snow, truly PRO experience!

- Lightweight 3-ply jackets, highpants and one-piece suits for deep snow riders.
- 100% waterproof, 100% windproof, optimally breathable Sympatex material
- Ultra durable Cordura reinforcement fabric on high wear areas
- Articulated sleeves and knees to ensure freedom of movement in every riding position
- No mesh liner
- Water repellent YKK zippers
- Reflectives for safe visibility
- D-Rings



### PRO HIGHPANTS

- Full side leg zippers (can function as vents)
- Dryness and warmth with Primaloft Gold seat construction
- One bib pocket & 2 cargo pockets
- Mid-rise bib height
- Snap adjustable bottom hem
- Zippered boot gaiter with hooks

### PRO JACKET

- Two-way front zipper
- Backpack compatible venting
- Two Front vents & Two Back vents
- Two cargo pockets, one chest pocket and one sleeve pocket.
- Removable hood
- Adjustable collar, adjustable cuffs (thumb hole gaiter)
- Adjustable bottom hem



### LYNX HYBRID OPS

- New light and versatile insulated mid layer onepiece for our riders. This removable liner is a perfect piece to add versatility and warmth for under shell onepiece.
- Ultralight water repellent fabric
  - Strategically placed elastic knit material and panels with insulation
  - Primaloft Black Insulation
  - Zipper drop seat for easy access
  - Full-length legs
  - YKK zippers

### LYNX HYBRID SHORTS

- Light and versatile mid layer shorts for active riders.
- Light and versatile mid layer shorts for active riders
  - Ultralight water repellent material
  - Primaloft Black Insulation
  - Higher back waist and knee length
  - 2-way YKK zippers at both sides.
  - Packable design is great for on-the-go and travel!



### PRO OPS

- Two-way front zipper
- Backpack compatible venting
- Two cargo pockets, one chest pocket and one sleeve pocket.
- Removable hood
- Adjustable collar, adjustable cuffs (thumb hole gaiter)
- Full side leg zippers (can function as vents)
- Dryness and warmth with Primaloft Gold seat construction
- Removable suspenders & Waist adjustment straps
- Zippered boot gaiter with hooks



sympatex®

# QUANTUM SERIES PERFORMANCE AND SUSTAINABILITY GO HAND IN HAND

we are  
the first  
generation,



100% WATERPROOF



100% WINDPROOF



OPTIMALLY BREATHABLE



DURABLE



RECYCLABLE & RECYCLED



PFC-FREE



PTFE-FREE



CO2 NEUTRAL

Re-Close the loop.  
Together.



[SYMPATEX.COM](http://SYMPATEX.COM)

# NEW IN SQUADRON SEGMENT

## FLEX

Light and multifunctional shell jackets and one-piece suits, and partly insulated shell highpants are designed for deep snow riding and winter sports, and now comes with the new Stretch Shell fabric.



### FLEX JACKET MEN'S AND LADIES'

- RPM Max shell material
- Insulation on front chest & sleeve top: Primaloft Black 40 grams
- All seams sealed
- Preshaped sleeves and elbows
- Removable, adjustable hood
- Offset center front opening
- Waterproof YKK zippers
- Two front ventilation underarm with mesh
- Two spacious pockets at front, 1 chest pocket, 1 sleeve pocket
- One inner chest pocket; water & vapour proof pocket for cell phone etc.
- One inner mesh pocket
- D-ring killer loop at hem right side
- Lynx / Squadron prints

### FLEX HIGHPANTS MEN'S AND LADIES'

- Waterproof, windproof, breathable and durable shell material. RPM Max.
- All seams sealed
- Reinforcement fabric on high wear areas.
- Insulation on seating area: Primaloft Black 60 grams
- Bib construction for extra cover
- Full length side zippers
- Elastic construction at back waist for flexibility
- Adjustable suspenders, crossed at back
- One spacious cargo pocket
- Preshaped and padded knees with removable knee pads
- Flexible storm gaiters with snap system attachment to boots
- Killer loop D-ring at waist
- Waterproof YKK zippers
- Reflective film taping at back lower legs



### FLEX OPS MEN'S AND LADIES'

- Waterproof, windproof, breathable and durable shell material. RPM Max.
- All seams sealed
- Reinforcement fabric on high wear areas.
- Two front ventilation underarm with mesh
- Two spacious pockets at front, one chest pocket, one sleeve pocket
- Elastic construction at back waist for flexibility
- Insulation on seating area: Primaloft Black 60 grams
- Killer loop D-ring at waist
- Waterproof YKK zippers
- Preshaped and padded knees with removable knee pads

# HOW TO FIND A PERFECT SUIT FOR YOU

GOOD

## SQUADRON



### KEY BENEFITS



ELEMENT  
PROOF



HIGH  
AIRFLOW



MULTI-USE

BETTER

## QUANTUM



### KEY BENEFITS



ELEMENT  
PROOF



HIGH  
AIRFLOW

sympatex®

BEST

## QUANTUM PRO



### KEY BENEFITS



ELEMENT  
PROOF



MAX  
AIRFLOW



NO FRILLS  
SHELL



MAX  
MOBILITY

sympatex®

3-PLY  
LIGHTWEIGHT  
SHELL


# TECHNOLOGIES

OUR RIDING GEAR AND TECHNICAL WEAR ARE BUILT WITH ADVANCED TECHNOLOGIES THAT PROTECT YOU WITH WARMTH, WATERPROOFNESS, LIGHTWEIGHT AND BREATHABILITY.



## PRIMALOFT®

A high-performance insulation with the full spectrum of benefits to brave the elements. Warmer, drier, softer and more compressible than any other synthetic insulation.



## sympatex®

### RPM/RPM MAX

Coatings that provide maximum waterproofness, windproofness and breathability.

**RPM Max: All seams & logos sealed**

**RPM: Critical seams & logos sealed**

## YKK

We use the world's best - YKK zippers - recognized for quality and reliability.

## E LINQ CONNECTOR SYSTEM

Some of our Lynx jackets have provisions built in for a heated shield wire - riders can leave the wire in the jacket securely fastened and out of the way.

## REINFORCEMENT FABRIC

Often added to garment zones that need extra durability, such as arms, back hem, inner legs, and crotch for tough yet flexible comfort.



# COMFORT IS FREEDOM

## Nature's Best

Loft  
Lightweight  
Soft  
Packable

## Science's Best

Rebels Water  
Warm When Wet  
Dries Faster



The PrimaLoft® logo is your cue that you're getting the highest performing materials for comfort in any condition.



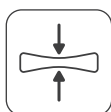
### **Warmth without bulk**

A high warmth-to-weight ratio means you don't need bulk to stay warm



### **Water-resistant**

Absorbs less moisture from the start so you stay drier and warmer



### **Packable**

Packs down easily for stashing in tight spaces



### **Lightweight**

All the warmth you need with little weight



### **Superior softness**

Enjoy unsurpassed softness that feels great on your body and contributes to a flattering fit

DISCOVER MORE AT [PRIMALOFT.COM](https://www.primaloft.com)

PrimaLoft® is a registered trademark of PrimaLoft, Inc. ©2021 PrimaLoft, Inc.

# NEW IN STAMINA SEGMENT

## TRAIL

New insulated, functional jackets and pants for trail, crossover, adventure & utility segments.

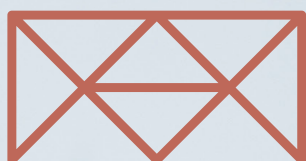


### TRAIL JACKET MEN'S AND LADIES'

- New insulated, functional jacket for trail, crossover, adventure & utility segment.
- 100% waterproof, breathable and windproof
- 133g of PrimaLoft® Black insulation
- (200g insulation on removable collar)
- RPM Max: 100% seams and logos sealed
- Double center front flap insulated for heat retention and wind protection
- Polar fleece at front body and top arms for added warmth
- E LinQ system wire cable
- Additional removable collar to seal air entry
- Mixed (18) option with Hi-Vis coloration optimal for Work and Utility users

### TRAIL PANTS MEN'S AND LADIES'

- 100% waterproof, breathable and windproof
- 133g of PrimaLoft® Black insulation all over
- RPM Max: 100% seams and logos sealed
- Polar fleece at seat
- Preshaped and padded knees
- Reinforcement fabric on high wear areas
- Ladies' version: drop seat design



**M-FORGE®**  
COMPOSITE

## THE MATERIAL OF CHOICE FOR PREMIUM HELMETS

**LIGHT. STRONG. AFFORDABLE.**



Lightweight



Excellent impact  
performance



Fracture resilience to  
multiple impacts



Reduced rebound



Weatherability



Eco-friendly



VOC  
FREE



UNDER 2°  
CLIMATE CHANGE

Learn why M-Forge  
Composites are  
the best choice for  
helmet technology at  
[www.m-forge.com](http://www.m-forge.com)



## FIDLOCK SYSTEM

**FIDLOCK helmet buckles** combine safety with single-handed use and comfort, even with gloves, for innovative head protection. The magnetic, automatic closing mechanism makes fastening a helmet as easy as possible for users. The single handed use allows our helmet buckles for sports, work and other activities to be opened quickly and intuitively.

## HELMETS



NEW

**RADIEN 2.0 CROSS  
HELMET (DOT/ECE)**

664055\_90 Black  
664055\_30 Red  
664055\_83 Royal Blue  
XS, S, M, L, XL, 2XL

- The Lynx Radien snocross-style helmet delivers protection beyond typical helmet performance thanks to its advanced M-FORGE® Composite technology construction.
- The ultimate helmet for lightweight protection and superior rider comfort. Fidlock closure system.
- Face Mask included.
- Improved interior lining material.



NEW

**LYNX RADIEN 2.0 RACE  
EDITION (DOT/ECE)**

664056\_94  
XS, S, M, L, XL, 2XL

- The Lynx Radien snocross-style helmet delivers protection beyond typical helmet performance thanks to its advanced M-FORGE® Composite technology construction.
- The ultimate helmet for lightweight protection and superior rider comfort.
- Double-D closure system.
- Face Mask included.
- Improved interior lining material.

**LYNX RADIEN 2.0 CROSS  
HELMET (DOT/ECE)**

664052\_06 Fire Red  
664052\_18 Mixed Color  
664052\_84 Starlight Blue  
XS, S, M, L, XL, 2XL

- The Lynx Radien snocross-style helmet delivers protection beyond typical helmet performance thanks to its advanced M-FORGE® Composite technology construction.
- The ultimate helmet for lightweight protection and superior rider comfort. Double D-ring closure, Fidlock system.
- Face Mask included.

NEW

**LYNX RADIEN CROSS HELMET PEAK**

669165\_90 Black  
669165\_94 Black with Graphics  
669165\_30 Red  
669165\_83 Royal Blue  
Onesize  
Replacement part

**LYNX RADIEN CROSS HELMET PEAK**

669147\_06 Fire Red  
669147\_18 Mixed Color  
669147\_84 Starlight Blue  
Onesize  
Replacement part

**LYNX RADIEN HELMET TEC MASK**

669156\_90 Black  
M, L

**LYNX RADIEN HELMET  
SPARE SCREW KIT**

669148\_90 Black  
Onesize

**LYNX RADIEN CHIN CURTAIN**

669166\_09 Grey  
Onesize  
• Improved interior lining material.

**LYNX RADIEN CHIN CURTAIN**

669150\_90 Black  
Onesize

NEW

**LYNX RADIEN CHEEK PADS**

669167\_09 Grey  
XS, S, M, L, XL, 2XL  
• Improved interior lining material.

**LYNX RADIEN CHEEK PADS**

669151\_90 Black  
XS, S, M, L, XL, 2XL

# PYRA HELMET

## KEY BENEFITS



LIGHTWEIGHT



AFFORDABLE



DOT AND ECE  
CERTIFIED

## USAGE

DEEP SNOW,  
RACING

## PRODUCT PERFORMANCE



WARMTH




AIRFLOW



LIGHTWEIGHT

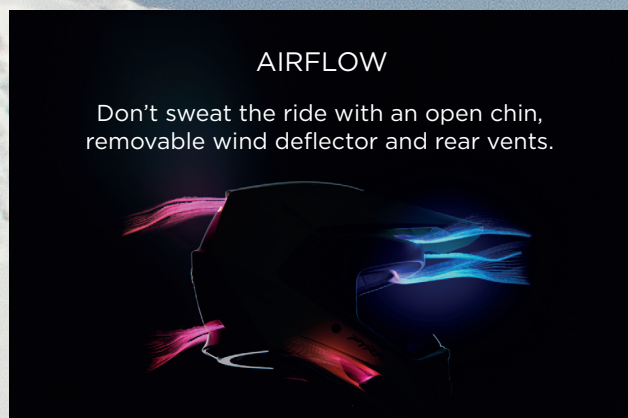
## ERT

Energy reduction technology helps absorb the shock in the case of a fall from both direct and rotational impacts.



## AIRFLOW

Don't sweat the ride with an open chin, removable wind deflector and rear vents.



929041  
Yellow (10)



929041  
Red (30)



929041  
Indigo Blue (82)



929041  
Charcoal Grey (07)



929041  
Grey (09)



## NEW OXYGEN CARBON HELMET (DOT)

- 929028\_90 Black  
XS, S, M, L, XL, 2XL, 3XL
- Lightweight CARBON M-FORGE® Composite shell
  - Sun visor heated chamber
  - Amplified heated visor with pivot contact system
  - Retractable amber sun visor

- Prescription eyeglasses friendly
- Durable anti-fog and anti-scratch coatings.
- NCS System: Reduces noise
- Robust detents allow precise opening adjustments for airflow.
- Neck skirt to reduce air intrusion.
- Lightweight battery-less rear LED light for added rider safety.
- eLinQ rear magnet connector.
- Unique remote control with visor heat indicators.
- Ready to receive communication system.
- 2 shell sizes for better fit and comfort.
- Ratcheting quick-release chin strap.
- 1850 g ± for large shell.
- D.O.T. certified

# EXOME HELMET

## KEY BENEFITS



HEATED AND  
NON HEATED



FOG FREE



CERTIFIED  
DOT

## USAGE

TRAIL

## PRODUCT PERFORMANCE



WARMTH



AIRFLOW



LIGHTWEIGHT



## MODULARITY

This modular helmet makes it easy for you to talk, eat and ride without taking your helmet off! Open the visor, the chin and the interior mask to adapt to your ride.



## EXOME



929035  
Black (90)



929074  
White (01)

## AIRFLOW

The optimized mask system sucks out the moisture within your helmet for a fog free experience. The vents also allow for you to customize the air intake easily.



## EXOME SPORT



929036  
Yellow (10)



929036  
Red (30)



929036  
Indigo Blue (82)



929036  
Charcoal Grey (07)



929036  
Grey (09)

## EXOME SPORT RADIANT



929037  
Yellow (10)



929037  
Red (30)



929037  
Indigo Blue (82)



929037  
Charcoal Grey (07)



929037  
Grey (09)

## GOGGLES



NEW

### RADIEN 2.0 SPECIAL EDITION GOGGLES

669160\_99 Chrome  
669160\_11 Gold  
669160\_18 Mixed Color  
669160\_83 Royal Blue

Onesize

- Double cylindrical mirror or grey lens placed in a nano-frame. Additional cylindrical clear lens for low light conditions and goggle pouch included in the package.
- Lynx cypher Graphic design on the strap
- One piece lens concept: nose guard integrated to the lens
- Innovative magnetic quickchange lens system
- Wide field of view, both horizontal and vertical
- Anti-fog and anti-smudge coating
- UVA/UVB protected



### RADIEN GOGGLES SPARE LENS (BLACK FRAME)

669142\_90 Black  
669142\_80 Blue  
669142\_00 Clear  
669142\_11 Gold  
669142\_70 Green  
669142\_23 Mirror Multicolor  
669142\_22 Mirror Silver  
669142\_36 Pink  
669142\_30 Red  
669142\_10 Yellow

Onesize

- Interchangeable lens technology gives you the option to change lenses out on your goggles.
- Having the option to easily swap lenses if the weather takes a turn means the option to customize your goggle for the most optimal visual experience
- Spare lenses with black frame (without nose guard) for Lynx Radien 2.0 goggles.
- UVA/UVB protected



NEW

### RADIEN 2.0 GOGGLES

669162\_90 Black  
669162\_07 Charcoal Grey  
669162\_36 Pink  
669162\_30 Red

Onesize

- Double cylindrical mirror or grey lens placed in a nano-frame. Additional cylindrical clear lens for low light conditions and goggle pouch included in the package.
- Lynx cypher Graphic design on the strap
- One piece lens concept: nose guard integrated to the lens
- Innovative magnetic quickchange lens system
- Wide field of view, both horizontal and vertical
- Anti-fog and anti-smudge coating
- UVA/UVB protected



### LYNX RADIEN 2.0 BLACK SPARE LENS (NOSEGUARD)

669152\_80 Blue  
669152\_00 Clear  
669152\_06 Fire Red  
669152\_11 Gold  
669152\_70 Green  
669152\_36 Pink  
669152\_57 Smoke  
669152\_10 Yellow

Onesize

- Interchangeable lens technology gives you the option to change lenses out on your goggles.
- Having the option to easily swap lenses if the weather takes a turn means the option to customize your goggle for the most optimal visual experience
- Spare lenses with black frame (nose guard) for Lynx Radien 2.0 goggles
- UVA/UVB protected



### LYNX RADIEN 2.0 GOGGLES

669145\_90 Black  
669145\_84 Starlight Blue

Onesize

- Interchangeable lens technology gives you the option to change lenses out on your goggles. Having the option to easily swap lenses if the weather takes a turn means the option to customize your goggle for the most optimal visual experience!
- Lynx cypher Graphic design on the strap
- One piece lens concept: nose guard integrated to the lens
- UVA/UVB protected
- Innovative magnetic quickchange lens system
- Wide field of view, both horizontal and vertical
- Anti-fog and anti-smudge coating

# RADIEN INTERCHANGEABLE LENSES CUSTOMIZE YOUR GOGGLE EXPERIENCE!

Interchangeable lens technology gives you the option to change lenses out on your goggles. Having the option to easily swap lenses if the weather takes a turn means the option to customize your goggle for the most optimal visual experience!

## HOW TO CHOOSE LENS COLORS?

On brighter days, a darker or mirror lens will help to protect your eyes more from the harsh reflections of the sun on the snow. Flat light conditions require a lens that will allow more light through so you can use all the available light to your advantage. Medium tint lenses are made to be adaptable to a variety of

conditions. Lightly tinted lenses allows as much light in as possible and provides you with enhanced contrast throughout those darker days and snowfall. Clear lenses also for snowfall and dark conditions.

**All Radien lenses are UV (UVA/UVB) protected.**



**Smoke**  
VLT 6.83%



Smoke lens tint ideal for very bright and sunny conditions.

**Fire mirror**  
VLT 19.94%



Amber base lens tint with multi-layer red mirror designed to filter out blue light for enhanced shadow contrast in moderately flat light conditions.

**Blue mirror**  
VLT 18.93%



Designed to reduce overall brightness while preserving 100 percent normal color recognition.

**Pink mirror**  
VLT 22.94%



Designed to reduce overall brightness while preserving 100 percent normal color recognition.

**Green mirror**  
VLT 33%



Designed to reduce overall brightness while preserving 100 percent normal color recognition.

**Fire mirror**  
VLT 19.94%



**FOR ENHANCED SHADOW CONTRAST**  
Amber base lens tint with multi-layer red mirror designed to filter out blue light for enhanced shadow contrast in moderately flat light conditions.

**Yellow**  
VLT 61.65%



A vibrant lens tint with light silver mirror that increases visual acuity in extremely flat and low light conditions.

**Gold**  
VLT 74.13%



Light rose base lens tint with a multi-layer gold mirror enhances color definition and increases depth perception in varying levels of low-light conditions.

**Yellow**  
VLT 61.65%



A vibrant lens tint with light silver mirror that increases visual acuity in extremely flat and low light conditions.

**Clear**  
VLT 83%



The ideal lens for dark, night-time use and snowfall conditions.

**Yellow**  
VLT 61.65%



A vibrant lens tint with light silver mirror that increases visual acuity in extremely flat and low light conditions.

**Clear**  
VLT 83%



The ideal lens for dark, night-time use and snowfall conditions.



## QUANTUM



NEW

## LYNX QUANTUM PRO JACKET

650144\_90 Black

650144\_42 Deep Purple

650144\_06 Fire Red

S, M, L, XL, 2XL, 3XL

- Lightweight 3-ply shell jacket for deep snow riders.
- 100% waterproof & windproof, optimally breathable Sympatex material
- No mesh liner
- Backpack compatible venting
- Two Front vents & Two Back vents
- Two cargo pockets, one chest pocket and one sleeve pocket.
- Articulated sleeves to ensure freedom of movement in every riding position
- Ultra durable Cordura reinforcement fabric on high wear areas
- Water repellent two-way front YKK zippers
- Removable hood
- Adjustable collar, adjustable cuffs (thumb hole gaiter)
- Adjustable bottom hem
- D-Ring



NEW

## LYNX QUANTUM JACKET

650141\_14 Autumn Red

650141\_90 Black

650141\_07 Charcoal Grey

650141\_83 Royal Blue

XS, S, M, L, XL, 2XL, 3XL

- Lightweight shell jacket is specially designed for active riding in deep snow.
- 100% waterproof & windproof, optimally breathable Sympatex material
- Cordura reinforcement fabric on high wear areas
- Mesh lining
- Two-way water repellent YKK zippers on front
- One large chest pocket, two side pockets
- Ultra durable Cordura reinforcement fabric on high wear areas
- Backpack friendly shoulders and front venting
- Reflective details for optimized visibility
- Removable hood



NEW

## LYNX QUANTUM PRO HIGHPANTS

651135\_90 Black

S, M, L, XL, 2XL, 3XL

- Lightweight 3-ply highpants for deep snow riders.
- 100% waterproof & windproof, optimally breathable Sympatex material
- Ultra durable Cordura reinforcement fabric on high wear areas
- No mesh liner
- Articulated knees to ensure freedom of movement in every riding position
- Water repellent two-way YKK front zippers
- One bib pocket & 2 cargo pockets
- D-Ring
- Full side leg zippers (can function as vents)
- Mid-rise bib height
- Dryness and warmth with Primaloft Gold seat construction
- Snap adjustable bottom hem
- Zippered boot gaiter with hooks



NEW

## LYNX QUANTUM PANTS

651134\_14 Autumn Red

651134\_90 Black

651134\_07 Grey

XS, S, M, L, XL, 2XL, 3XL

- Lightweight shell highpants are specially designed for active riding in deep snow.
- Improved style and fitting
- 100% waterproof & windproof, optimally breathable Sympatex material
- Primaloft Gold insulation and fleece lining on seat
- Cordura reinforcement fabric on high wear areas
- High front and back bib
- Panels with stretch fabric on waist
- One bib chest pocket, one-sided cargo pockets
- Shaped, reinforced and padded knees (removable pads)
- Water repellent 2-way YKK zippers on front
- Reflective details for optimized visibility
- Storm gaiters with boot to lace snap connector



NEW

## LYNX QUANTUM PRO OPS

650145\_90 Black

650145\_42 Deep Purple

650145\_06 Fire Red

XS, S, M, L, XL, 2XL, 3XL

- Lightweight 3-ply shell onepiece for deep snow riders.
- 100% waterproof & windproof, optimally breathable Sympatex material
- No mesh liner
- Articulated sleeves and knees to ensure freedom of movement in every riding position
- Ultra durable Cordura reinforcement fabric on high wear areas
- Two cargo pockets, one chest pocket and one sleeve pocket.
- Backpack compatible venting
- Two Front vents & Two Back vents
- Two-way front zipper
- Reflectives for safe visibility
- D-ring
- Removable hood
- Adjustable collar, adjustable cuffs (thumb hole gaiter)
- Full side leg zippers (can function as vents)
- Dryness and warmth with Primaloft Gold seat construction
- Removable suspenders and waist adjustment straps
- Zippered boot gaiter with hooks



NEW

## LYNX QUANTUM OPS

650142\_14 Autumn Red

650142\_90 Black

650142\_07 Charcoal Grey

650142\_83 Royal Blue

XS, S, M, L, XL, 2XL, 3XL

- Lightweight shell onepiece suit is specially designed for active riding in deep snow.
- Improved style and fitting
- 100% waterproof & windproof, optimally breathable Sympatex material
- Primaloft Gold insulation and fleece lining on seat
- Cordura reinforcement fabric on high wear areas
- Comfortable fit that allows freedom of movement
- Two-way water repellent YKK front zipper
- Backpack friendly shoulders and front venting
- One large chest pocket, two cargo pockets
- Reflective details for optimized visibility
- Shaped and reinforced knees
- Storm gaiters with boot to lace snap connector

## STAMINA



NEW

## LYNX STAMINA TRAIL JACKET

650137\_90 Black  
650137\_18 Mixed Color  
S, M, L, XL, 2XL, 3XL

- New insulated, functional jacket for trail, crossover, adventure & utility segment.
- 100% waterproof, breathable and windproof
- 133g of PrimaLoft® Black insulation
- (200g insulation on removable collar)
- RPM Max: 100% seams and logos sealed
- Double center front flap insulated for heat retention and wind protection
- Polar fleece at front body and top arms for added warmth
- E LinQ system wire cable
- Additional removable collar to seal air entry
- Mixed (18) option with Hi-Vis coloration optimal for Work and Utility users



NEW

## LYNX STAMINA TRAIL JACKET W

650138\_90 Black  
650138\_09 Grey  
XS, S, M, L, XL, 2XL

- New insulated, functional jacket for trail, crossover, adventure & utility segment.
- 100% waterproof, breathable and windproof
- 133g of PrimaLoft® Black insulation
- (200g insulation on removable collar)
- RPM Max: 100% seams and logos sealed
- Single center front flap insulated for heat retention and wind protection
- Polar fleece at front body and top arms for added warmth
- Reflective details for maximum visibility
- E LinQ system wire cable
- Additional removable collar to seal air entry



## LYNX STAMINA ENDURO PANTS

651128\_90 Black  
651128\_09 Grey  
S, M, L, XL, 2XL, 3XL

- Crossover highpants with Sympatex fabrics and mid-weight insulation for riding on and off trail.
- 100% waterproof & windproof, optimally breathable Sympatex material and all seams sealed.
- Cordura reinforcement fabric on high wear areas.
- Primaloft Black Eco 100 grams insulation
- High front and lower back bib & bib pocket
- Stretch panels at sides and back and adjustable suspenders
- Preshaped and padded knees with removable knee pads
- Flexible storm gaiters with snap system attachment to boots
- Killer loop D-ring at waist and full-length water repellent YKK 2-way zippers



NEW

## LYNX STAMINA TRAIL PANTS

651131\_90 Black  
S, M, L, XL, 2XL, 3XL

- New insulated, functional pants for trail, crossover, adventure & utility segment.
- 100% waterproof, breathable and windproof
- 133g of PrimaLoft® Black insulation all over
- RPM Max: 100% seams and logos sealed
- Polar fleece at seat
- Preshaped and padded knees
- Reinforcement fabric on high wear areas



NEW

## LYNX STAMINA TRAIL PANTS W

651132\_90 Black  
XS, S, M, L, XL, 2XL

- New insulated, functional pants for trail, crossover, adventure & utility segment.
- 100% waterproof, breathable and windproof
- 133g of PrimaLoft® Black insulation all over
- RPM Max: 100% seams and logos sealed
- Polar fleece at seat
- Preshaped and padded knees
- Reinforcement fabric on high wear areas
- Drop seat design



## LYNX STAMINA ENDURO JACKET

650134\_90 Black  
650134\_09 Grey  
S, M, L, XL, 2XL, 3XL

- Ultra high performance jacket for riding trail and off trail.
- 100% waterproof & windproof, optimally breathable Sympatex material.
- Cordura reinforcement Sympatex fabric
- All seams sealed
- Primaloft Black Eco insulation 100 grams
- Sporty and articulated fitting to give the optimal movement in riding
- Offset center front opening
- Preshaped sleeves and elbows
- E linQ construction inside
- Waterproof YKK zippers
- Underarm & back ventilations
- D-ring killer loop at hem right side



## LYNX STAMINA ENDURO JACKET RE

650139\_06 Fire Red  
S, M, L, XL, 2XL, 3XL

- Ultra high performance jacket for riding trail and off trail. Enduro Race Edition jacket is lightly insulated version and with Lynx Racing color and logos.
- 100% waterproof & windproof, optimally breathable Sympatex material.
- Cordura reinforcement Sympatex fabric
- All seams sealed
- Lynx Enduro RE jacket is lightly insulated with PrimaLoft Black Eco insulation 60 grams
- Sporty and articulated fitting to give the optimal movement in riding
- Offset center front opening
- Preshaped sleeves and elbows
- E linQ construction inside
- Waterproof YKK zippers
- Underarm & back ventilations
- D-ring killer loop at hem right side

## SQUADRON



NEW

## SQUADRON FLEX JACKET

650149\_90 Black  
650149\_74 Teal

XS, S, M, L, XL, 2XL, 3XL

- Light and multifunctional shell jacket for deep snow riding and winter sports now with new Stretch Shell fabric.
- RPM Max shell material
- Insulation on front chest & sleeve top: Primaloft Black 40 grams
- All seams sealed
- Preshaped sleeves and elbows
- Removable, adjustable hood
- Offset center front opening
- Waterproof YKK zippers
- D-ring killer loop at hem right side



NEW

## SQUADRON FLEX JACKET W

650150\_90 Black  
650150\_74 Teal

XS, S, M, L, XL, 2XL

- Light and multifunctional shell jacket for deep snow riding and winter sports now with new Stretch Shell fabric.
- RPM Max shell material
- Insulation on front chest & sleeve top: Primaloft Black 40 grams
- All seams sealed
- Preshaped sleeves and elbows
- Removable, adjustable hood
- Offset center front opening
- Waterproof YKK zippers
- 2 front ventilation underarm with mesh
- 1 inner mesh pocket
- D-ring killer loop at hem right side
- Lynx / Squadron prints



NEW

## SQUADRON FLEX HIGHPANTS

651137\_90 Black  
651137\_74 Teal

XS, S, M, L, XL, 2XL, 3XL

- Partly insulated shell highpants for deep snow riders and winter activities now with new Stretch Shell fabric.
- Waterproof, windproof, breathable and durable RPM Max shell material.
- All seams sealed
- Reinforcement fabric on high wear areas.
- Insulation on seating area: Primaloft Black 60 grams
- Bib construction for extra cover
- Full length side zippers
- Elastic construction at back waist for flexibility
- Adjustable suspenders, crossed at back
- One spacious cargo pocket
- Preshaped and padded knees with removable knee pads
- Flexible storm gaiters with snap system attachment to boots
- Killer loop D-ring at waist
- Waterproof YKK zippers
- Reflective film taping at back lower legs



NEW

## SQUADRON FLEX OPS

650143\_90 Black  
650143\_06 Fire Red

650143\_03 Sand

650143\_74 Teal

2XS, XS, S, M, L, XL, 2XL

- Light and multifunctional shell one-piece suit for deep snow riding and winter sports now with new Stretch Shell fabric.
- Waterproof, windproof, breathable and durable shell material. RPM Max.
- All seams sealed
- Reinforcement fabric on high wear areas.
- Two front ventilation underarm with mesh
- Two spacious pockets at front, one chest pocket, one sleeve pocket
- Elastic construction at back waist for flexibility
- Insulation on seating area: Primaloft Black 60 grams
- Killer loop D-ring at waist
- Waterproof YKK zippers
- Preshaped and padded knees with removable knee pads



NEW

## SQUADRON FLEX HIGHPANTS W

651138\_90 Black  
651138\_74 Teal

XS, S, M, L, XL, 2XL

- Partly insulated shell highpants for deep snow riders and winter activities now with new Stretch Shell fabric.
- Waterproof, windproof, breathable and durable shell RPM Max material.
- All seams sealed
- Cordura reinforcement fabric on high wear areas.
- Insulation on seating area: Primaloft Black 60 grams
- Bib construction for extra cover
- Elastic construction at back waist for flexibility
- Adjustable suspenders, crossed at back
- One spacious cargo pocket
- Preshaped and padded knees with removable knee pads
- Flexible storm gaiters with snap system attachment to boots
- Killer loop D-ring at waist
- Waterproof YKK zippers, Full length side zippers



NEW

## SQUADRON FLEX OPS W

650147\_90 Black  
650147\_74 Teal

XS, S, M, L, XL, 2XL

- Light and multifunctional shell one-piece suit for deep snow riding and winter sports now with new Stretch Shell fabric.
- Waterproof, windproof, breathable and durable shell material. RPM Max.
- All seams sealed
- Reinforcement fabric on high wear areas.
- Two front ventilation underarm with mesh
- Two spacious pockets at front, one chest pocket, one sleeve pocket
- Elastic construction at back waist for flexibility
- Insulation on seating area: Primaloft Black 60 grams
- Killer loop D-ring at waist
- Waterproof YKK zippers
- Preshaped and padded knees with removable knee pads



### LYNX SQUADRON SHELL JACKET W

650136\_06 Fire Red  
650136\_36 Pink

XS, S, M, L, XL, 2XL

- Partly insulated shell jacket for deep snow riders and winter activities
- RPM Max shell material
- Insulation on front chest & sleeve top: Primaloft Black 40 grams
- All seams sealed
- Preshaped sleeves and elbows
- Removable, adjustable hood
- Offset center front opening
- Waterproof YKK zippers
- 2 front ventilation underarm with mesh
- D-ring killer loop at hem right side



### LYNX SQUADRON SHELL HIGHPANTS W

651130\_90 Black  
651130\_36 Pink

XS, S, M, L, XL, 2XL

- Partly insulated shell highpants for deep snow riders and winter activities
- All seams sealed
- Cordura reinforcement fabric on high wear areas.
- Insulation on seating area: Primaloft Black Eco 60 grams
- Bib construction for extra cover
- Full length side zippers
- Elastic construction at back waist for flexibility
- Adjustable suspenders, crossed at back
- One spacious cargo pocket
- Preshaped and padded knees with removable knee pads
- Flexible storm gaiters with snap system attachment to boots
- Killer loop D-ring at waist
- Bip pocket
- Waterproof YKK zippers
- Reflective film taping at back lower legs



### LYNX SQUADRON SHELL JACKET

650135\_90 Black  
650135\_06 Fire Red  
650135\_12 Orange

XS, S, M, L, XL, 2XL, 3XL

- Partly insulated shell jacket for deep snow riders and winter activities
- RPM Max shell material
- Insulation on front chest & sleeve top: Primaloft Black 40 grams
- All seams sealed
- Preshaped sleeves and elbows
- Removable, adjustable hood
- Offset center front opening
- Waterproof YKK zippers
- 2 front ventilation underarm with mesh
- 1 inner mesh pocket
- D-ring killer loop at hem right side



### LYNX SQUADRON SHELL HIGHPANTS

651129\_90 Black  
651129\_09 Grey

XS, S, M, L, XL, 2XL, 3XL

- Partly insulated shell highpants for deep snow riders and winter activities
- All seams sealed
- Reinforcement fabric on high wear areas.
- Insulation on seating area: Primaloft Black Eco 60 grams
- Bib construction for extra cover
- Full length side zippers
- Elastic construction at back waist for flexibility
- Adjustable suspenders, crossed at back
- One spacious cargo pocket
- Preshaped and padded knees with removable knee pads
- Flexible storm gaiters with snap system attachment to boots
- Killer loop D-ring at waist
- Bip pocket
- Waterproof YKK zippers



### LYNX SQUADRON OPS INSULATED

650140\_77 Army Green

XS, S, M, L, XL, 2XL, 3XL

- Insulated onepiece suit for men for multiuse
- Insulated onepiece with 80gr Primaloft Black insulation
- RPM Max Shell
- All seams sealed
- Reinforcement fabric on high wear areas
- Waterproof YKK zippers
- Front ventilations on armpit with zipper and mesh
- Inner adjustable system on waist and removable suspenders inside.

## TEC LAYER



NEW

### LYNX HYBRID JACKET

659136\_90 Black  
659136\_07 Charcoal Grey  
XS, S, M, L, XL, 2XL, 3XL

- Light and versatile mid layer jacket for active riders
- Strategically placed elastic knit material and panels with insulation
- Ultralight water repellent material
- Primaloft Black Insulation
- YKK zippers
- Packable design is great for on-the-go and travel!



NEW

### LYNX HYBRID SHORTS

659137\_90 Black  
XS, S, M, L, XL, 2XL, 3XL

- Light and versatile mid layer shorts for active riders
- Ultralight water repellent material
- Primaloft Black Insulation
- Higher back waist and knee length
- 2-way YKK zippers at both sides.
- Packable design is great for on-the-go and travel!



NEW

### LYNX HYBRID OPS

650146\_90 Black  
XS, S, M, L, XL, 2XL, 3XL

- New light and versatile insulated mid layer one-piece for our riders. This removable liner is a perfect piece to add versatility and warmth for under shell one-piece.
- Ultralight water repellent fabric
- Strategically placed elastic knit material and panels with insulation
- Primaloft Black Insulation
- Zipper drop seat for easy access
- Full-length legs
- YKK zippers
- Packable design is great for on-the-go and travel!



NEW

### LYNX PACKABLE DOWN JACKET

659138\_14 Autumn Red  
659138\_90 Black  
659138\_07 Charcoal Grey  
XS, S, M, L, XL, 2XL, 3XL

- Use as a light jacket for cool dry weather or as a very warm mid layer
- Drawcord hem adjustment in pockets.
- Microfleece and Spandex at underarm vents.
- Down-blend insulation with high compression.
- Shaped sleeves.
- Sold with stowable pocket.
- Shell: Polyester
- Insulation: Primaloft down blend
- Packable design is great for on-the-go and travel!



NEW

### LYNX PACKABLE DOWN JACKET W

659139\_14 Autumn Red  
659139\_90 Black  
XS, S, M, L, XL, 2XL

- Use as a light jacket for cool dry weather or as a very warm mid layer
- Drawcord hem adjustment in pockets.
- Microfleece and Spandex at underarm vents.
- Down-blend insulation with high compression.
- Shaped sleeves.
- Sold with stowable pocket.
- Shell: Polyester
- Insulation: Primaloft down blend
- Packable design is great for on-the-go and travel!



NEW

### QUANTUM SOFTSHELL JACKET

659129\_90 Black  
659129\_09 Grey  
XS, S, M, L, XL, 2XL, 3XL

- Windproof lightweight softshell with a water resistant membrane.
- Everyday use.
- Breathable wicking technology.
- Backed by micro-fleece for a soft feel.



NEW

**QUANTUM LIGHT BASE SHIRT**

659121\_09 Grey

S, M, L, XL, 2XL, 3XL

- Technical performance base layer top.
- Coconut fibers actively promote evaporative cooling and odor absorption, and to filter moisture out while trapping warmth in.
- 84% Coconut polyester, 16% spandex.

**LYNX MERINO BASE SHIRT 2.0**

659117\_90 Black

S, M, L, XL, 2XL, 3XL

- Warm and comfortable merino wool base shirt.
- Flatlock stitched seams
- Permanent anti-odor performance
- Moisture wicking

**LYNX MERINO BASE SHIRT 2.0 LADIES**

659119\_90 Black

XS, S, M, L, XL, 2XL

- Warm and comfortable merino wool base shirt.
- Flatlock stitched seams
- Permanent anti-odor performance
- Moisture wicking
- Body temperature regulator



NEW

**QUANTUM LIGHT BASE PANTS**

659122\_09 Grey

S, M, L, XL, 2XL, 3XL

- Technical performance base layer bottom.
- Coconut fibers actively promote evaporative cooling and odor absorption, and to filter moisture out while trapping warmth in.
- 84% Coconut polyester, 16% spandex

**LYNX MERINO BASE PANTS 2.0**

659118\_90 Black

S, M, L, XL, 2XL, 3XL

- Warm and comfortable merino wool base pants.
- Flatlock stitched seams
- Permanent anti-odor performance
- Moisture wicking
- Body temperature regulator
- Elastic waist band

**LYNX MERINO BASE PANTS 2.0 LADIES**

659120\_90 Black

XS, S, M, L, XL, 2XL

- Warm and comfortable merino wool base pants.
- Flatlock stitched seams
- Permanent anti-odor performance
- Moisture wicking
- Body temperature regulator
- Elastic waist band



#### LYNX THERMAL BASE SHIRT

659113\_90 Black

S, M, L, XL, 2XL, 3XL

- Thermal base shirt made of high-filament polyester enhanced by slight brushing to provide softness and warmth.
- Mesh paneled under arms for better ventilation and accelerated drying.
- Antimicrobial



#### LYNX THERMAL BASE PANTS

659114\_90 Black

S, M, L, XL, 2XL, 3XL

- Thermal base pants made of high-filament polyester enhanced by slight brushing to provide softness and warmth.
- Antimicrobial



#### LYNX TECH FLEECE JACKET W

659101\_39 Raspberry

XS, S, M, L, XL, 2XL

- Technical fleece jacket with hood.



#### LYNX THERMAL BASE SHIRT LADIES

659115\_90 Black

XS, S, M, L, XL, 2XL

- Thermal base shirt made of high-filament polyester enhanced by slight brushing to provide softness and warmth.
- Mesh paneled under arms for better ventilation and accelerated drying.
- Antimicrobial



#### LYNX THERMAL BASE PANTS LADIES

659116\_90 Black

XS, S, M, L, XL, 2XL

- Thermal base pants made of high-filament polyester enhanced by slight brushing to provide softness and warmth.
- Antimicrobial



#### LYNX PACKABLE DOWN JACKET W

659108\_36 Pink

XS, S, M, L, XL, 2XL

- Primaloft Down blend with lightness and warmth!
- Use alone or under shell layer for maximum warmth.
- Light Teflon waterrepellent shell material
- YKK Front zippers
- Fitted patterning



#### LYNX ONE PIECE MID LAYER

659126\_90 Black • Men's

659100\_90 Black • Ladies'

XS, S, M, L, XL, 2XL, 3XL • Men's

XS, S, M, L, XL, 2XL • Ladies'

- Ideal under Onepiece suit.
- Thermal fleece midlayer onepiece for cold riding conditions and after adventures.
- Super soft stretchy Performance Fleece.
- YKK Two Way Open front zipper with semi-lock sliders.
- Rear zipper for easy seat opening.
- Flatlock seams.



## MADE IN FINLAND

**Svala & Lynx have over 120 years of combined expertise on Nordic winters.**

**Svala's story** began in the 1940s, with the determined women of Kårsämäki, Finland, transforming old army coats into work clothes. Svala's uncompromising R&D work has led to high-quality products on which professionals like cold work specialists rely today.

**The first Lynx snowmobile** was introduced for winter 1968-1969, developing over decades into a world-wide brand loved by riders on both sides of the Atlantic. Lynx is famous for technical solutions for demanding Nordic conditions - in snowmobiles, but also in equipping the riders to stay comfortable in all winter activities.

**THE LYNX X SYALA PRODUCTS** are designed and manufactured to keep you warm and comfortable in even the most demanding conditions.

Collaboration highlights Lynx premium layering principles and importance of wearing layers starting from next to skin to perfect mid layers and Balaclavas.



[www.brplynx.com](http://www.brplynx.com)  
[www.svala.com](http://www.svala.com)

## LYNX X SYALA



**NEW**

### LYNX X SYALA POWERSTRETCH PRO JACKET

659143\_90 Black  
2XS, XS, S, M, L,  
XL, 2XL, 3XL

- Exclusive Lynx x Svala Co-branding collection style.
- An elastic and warm Fleece jacket for work and leisure. This jacket is made of high-quality

Polartec Power Stretch Pro with a moisture-wicking fleece on the inside and a wear-resistant lint-free polyester on the outside.

- Unisex
- Slim-fit
- Flat seams



**NEW**

### LYNX X SYALA MERINO HYBRID JACKET

659144\_90 Black  
2XS, XS, S, M, L,  
XL, 2XL, 3XL

- Exclusive Lynx x Svala Co-branding collection style.
- Comfortable Hybrid jacket for multiuse. This jacket is made of high-quality Extra warm merino knit and added windproofness

with panels in colla, neck, chest and front sleeves.

- Merino knit and windproof panels
- Unisex
- Slim-fit
- Front zipper
- Two Front pockets with zipper
- Flat seams
- Thumb loops



**NEW**

### LYNX X SYALA MERINO HOODIE

659145\_90 Black  
2XS, XS, S, M, L,  
XL, 2XL, 3XL

- Exclusive Lynx x Svala Co-branding collection style.
- Elastic and cosy Merino hoodie for leisure. It's actually so Trendy that

you want to wear it at town and everywhere. This hoodie is made of 100% high-quality Merino wool knit.

- Unisex
- Slim-fit
- Flat seams



NEW

### LYNX X SVALA MERINO BASE LAYER TOP

659149\_90 Black

2XS, XS, S, M, L, XL, 2XL, 3XL

- Exclusive Lynx x Svala Co-branding collection style.
- Technical two-layer construction with an inner layer of moisture-wicking polypropylene
- Outer layer of SuperWash and moth-protected Merino wool
- Inherently antibacterial.
- Unisex
- Slim-fit
- Flat seams
- Round neckline
- Longer hem at back



NEW

### LYNX X SVALA MERINO BASE LAYER BOTTOM

659150\_90 Black

2XS, XS, S, M, L, XL, 2XL, 3XL

- Exclusive Lynx x Svala Co-branding collection style.
- Technical two-layer construction with an inner layer of moisture-wicking polypropylene
- Outer layer of SuperWash and moth-protected Merino wool
- Inherently antibacterial.
- Unisex
- Slim-fit
- Flat seams
- Elastic waistband



NEW

### LYNX X SVALA MESH BASE LAYER PRO TOP

659147\_90 Black

2XS, XS, S, M, L, XL, 2XL, 3XL

- Exclusive Lynx x Svala Co-branding collection style.
- Worn against the skin, the moisture-wicking antibacterial mesh knit stores air in its loops, which means that the product has a heat-balancing effect regardless of the level of activity. This means that it stays cool in the heat and provides warmth in the cold. This garment performs superbly as a base layer during heavy exercise, even if temperatures drop as low as -15°C. can be worn underneath a thermal layer in which case it wicks moisture to the external clothing layer, airs and creates a warming air layer on top of your skin.
- Unisex
- Slim-fit
- Flat seams
- Round neckline
- Longer hem at back



NEW

### LYNX X SVALA MESH BASE LAYER PRO BOTTOM

659148\_90 Black

2XS, XS, S, M, L, XL, 2XL, 3XL

- Exclusive Lynx x Svala Co-branding collection style.
- Unisex
- Slim-fit
- Flat seams
- Elastic waistband



NEW

### LYNX X SVALA ACTIVE BASE LAYER TOP

659151\_09 Grey

2XS, XS, S, M, L, XL, 2XL, 3XL

- Exclusive Lynx x Svala Co-branding collection style.
- This Merino and Tencel blend base layer is perfect for both cooler conditions and summer temperatures.
- Wicks moisture from the skin while the outer layer of Merino wool warms
- Inherently antibacterial
- Unisex
- Slim-fit
- Flat seams
- Round neckline
- Longer hem at back



NEW

### LYNX X SVALA ACTIVE BASE LAYER BOTTOM

659152\_09 Grey

2XS, XS, S, M, L, XL, 2XL, 3XL

- Exclusive Lynx x Svala Co-branding collection style.
- This Merino and Tencel blend base layer is perfect for both cooler conditions and summer temperatures.
- Wicks moisture from the skin while the outer layer of Merino wool warms
- Inherently antibacterial
- Unisex
- Slim-fit
- Flat seams
- Round neckline
- Longer hem at back



NEW

### LYNX X SVALA MERINO LOUNGE PANTS

659146\_90 Black

2XS, XS, S, M, L, XL, 2XL, 3XL

- Exclusive Lynx x Svala Co-branding collection style.
- Elastic and cosy Merino pants for leisure.
- 100% high-quality Merino wool knit.
- Unisex
- Slim-fit
- Side pockets
- Elastic waistband
- Flat seams



NEW

### LYNX X SVALA RACE BALACLAVA

665303\_90 Black

2XS, XS, S, M, L, XL

- Exclusive Lynx x Svala Co-branding collection style.
- Shaped & wind-protective helmet
- Ideal for racing and active riding.
- Hood is windproof and breathable.
- Coolmax fabric breathes and transfers moisture away from the skin.
- Keeps its shape perfectly
- All seams are flat sewn for the comfort.



NEW

### LYNX X SVALA TUNDRA BALACLAVA

665302\_90 Black

2XS, XS, S, M, L, XL

- Exclusive Lynx x Svala Co-branding collection style.
- The most protective hood in Windproof hood range, which allows you to get active even in the coldest conditions.
- Coolmax fabric on top of head breathes and transports moisture.
- Wind and waterproof double layer special knit with warm fleece on the inside, neck and throat.
- Longer collar part protects neck/chin well.
- All seams are flat sewn for comfortable to wear.



NEW

### LYNX X SVALA MERINO T-SHIRT

662099\_90 Black

662099\_09 Grey

2XS, XS, S, M, L, XL, 2XL, 3XL

- Exclusive Lynx x Svala Co-branding collection style.
- This Merino T-shirt wicks moisture from the skin while the outer layer of Merino wool warms and stores the heat generated by the body.
- Unisex
- Slim-fit
- Flat seams
- Fitted sleeves
- Round neckline
- Longer hem at back



NEW

### LYNX X SVALA HYBRID BALACLAVA

665304\_90 Black

2XS, XS, S, M, L, XL

- Exclusive Lynx x Svala Co-branding collection style.
- Highly versatile Balaclava
- Ideal for winter use and variety of conditions and functions.
- Hinged hood effectively protects the face from the cold.
- Hood can be easily pull down out of the way, the head area folded back or pulled under the chin.
- The seam placement has been refined
- Constructed with combination of materials all in the name of comfort.



NEW

### LYNX X SVALA BASE BALACLAVA

665305\_90 Black

2XS, XS, S, M, L, XL

- Exclusive Lynx x Svala Co-branding collection style.
- This shaped wind-protective helmet hood is ideal for snowmobiling, whenever you're going. The forehead, ears, chin, neck and neck are all protected with our special windproof fabric that is both breathable and moisture-wicking. Coolmax fabric is used around the head and forehead to allow the skin to breathe and wick moisture away.
- Longer collar part protects neck/chin well.
- The balaclava keeps its shape and sits firmly in place without slipping down.



NEW

### LYNX X SVALA LIGHT MERINO T-SHIRT

662098\_90 Black

662098\_09 Grey

2XS, XS, S, M, L, XL, 2XL, 3XL

- Exclusive Lynx x Svala Co-branding collection style.
- This Merino and Tencel blend T-Shirt is perfect for a base layer in both cooler conditions and summer temperatures. It can be used as a work shirt for home chores or activities.
- Unisex
- Slim-fit
- Flat seams
- Fitted sleeves
- Round neckline
- Longer hem at back



NEW

### LYNX X SVALA MERINO SOCKS

667116\_90 Black

S, M, L, XL

- Exclusive Lynx x Svala Co-branding collection style.
- Technical warm merino socks especially for colder conditions.
- Long elastic cuff keeps socks in place.
- The inner surface with comfortable merino terry keeps the feet dry and warm.
- Socks stay dry, odorless and fresh for longer.



NEW

### LYNX X SVALA MERINO ACTIVE SOCKS

667117\_90 Black

S, M, L, XL

- Exclusive Lynx x Svala Co-branding collection style.
- For Active riding and varying conditions.
- The soft Merino knit keeps the feet dry and warm
- Socks stay odorless and fresh for longer.
- Elastic structure of cuff keeps socks in place
- Seamless foot prevents abrasion
- Calf length



NEW

### LYNX X SVALA POWERSTRETCH PRO BEANIE

665306\_90 Black

S, M, L

- Exclusive Lynx x Svala Co-branding collection style.
- The Power Stretch Pro hat will warm you up even when your activity levels are low.
- A warm and snug fit headwear made of high quality Polartec Power Stretch Pro. The inside is made of moisture-wicking fleece and the outside is lint-free polyester.
- Flat seams



NEW

### LYNX X SVALA MERINO BEANIE

665307\_90 Black

665307\_09 Grey

S, M, L

- Exclusive Lynx x Svala Co-branding collection style.
- The Merino hat is ideal for exercise as well as everyday use
- Double layer merino beanie for winter use.
- The knitted fabric has a double layer structure with an inner layer of polypropylene that efficiently wicks moisture from your skin and an external heat-binding layer of merino wool that has gone through SuperWash and anti-moth treatments.
- Flat seams



NEW

### LYNX X SVALA MERINO URBAN BEANIE

665308\_09 Grey

665308\_30 Red

S, M, L

- Exclusive Lynx x Svala Co-branding collection style.
- Extra fine Merino beanie, equally at home in the city, the forest or whatever the temperature or time of year.
- There is no prickliness or itching under this beanie there is no hair itching thanks to the natural properties of Merino wool.
- Fold over cuff

## RACING



### LYNX RACE SNOWCROSS JACKET

650129\_19 Blue Teal

650129\_06 Fire Red

XS, S, M, L, XL, 2XL

- High performing softshell jacket for racing. Water-repellent, windproof, flexible and optimally breathable material.
- Two Racing spirited color options.
- Waterproof zippers throughout
- Ventilation pockets at front and ventilation openings at back



### LYNX RACE SNOWCROSS PANTS

651133\_19 Blue Teal

651133\_06 Fire Red

XS, S, M, L, XL, 2XL

- High performing pants for racing.
- Water-repellent, windproof, flexible and optimally breathable fabric
- Reinforcement fabric at in-seam and high wear areas
- Higher back and lower front shape for optimal comfort
- Pre-shaped knees
- Extra grip stripes added to seating area
- D-rings at crotch and at waist



### LYNX WARM-UP JACKET

652020\_18 Mixed Color

Onesize

- Ultimate protection from freezing wind and cold weather.
- Improved style and fitting
- Removable hood and spacious pockets on both sides.
- 100% waterproof & windproof
- Thermaloft insulation



### LYNX RACING JERSEY LS

660035\_19 Blue Teal

660035\_06 Fire Red

XS, S, M, L, XL, 2XL, 3XL

- Lynx Racing Jersey long sleeve shirt will keep you comfortable and protected in Racing spirited activities.
- Comfortable, technical fabric
- Perfect riding fit
- Technical collar construction
- Mesh provides high ventilation
- Longer back for perfect coverage

## ACTIVE WEAR



### LYNX ACTIVE OPS

650133\_77 Army Green  
650133\_09 Grey

XS, S, M, L, XL, 2XL, 3XL

- Extremely light multiuse riding suit which is workable in many outdoor activities, environments and conditions. You can modify the onepiece with unique bottom leg zip offs, adjustable to biking shorts!
- 100% waterproof & windproof, optimally breathable Sympatex material.
- Cordura reinforcement fabric on high wear areas; seat, inside leg and hem
- All seams sealed
- Waterproof YKK zippers
- Detachable bottom legs with zippers (can be adjusted to biking shorts)
- Preshaped knees and elbows
- Adjustable cuffs with velcro tab
- Front and back ventilation openings with mesh
- Thigh ventilation
- Reflective weldings
- Adjustable bottom legs & waist velcro system
- Stretch fabric panel at lower back to ease the movement



NEW

### LYNX ACTIVE JERSEY T-SHIRT

660036\_30 Red  
660036\_80 Blue

XS, S, M, L, XL, 2XL, 3XL

- Lynx Active Jersey T-shirt will keep you comfortable and protected from the top of the mountain down to the trails and in different activities.
- Comfortable, technical fabric
- Perfect riding fit
- Technical collar construction
- Mesh provides high ventilation
- Longer back for perfect coverage



NEW

### LYNX ACTIVE JACKET

650148\_90 Black  
650148\_09 Grey

XS, S, M, L, XL, 2XL, 3XL

- Lynx Active pants for all-purpose use, for example cycling, hiking and trail running.
- Long-lasting weather protection
- Waterproof & breathable
- Cycling specific fit
- Back and underarm ventilation with mesh inserts
- Hand pocket for easy access (jacket can be packed into pocket)



NEW

### LYNX ACTIVE JERSEY LS

660032\_30 Red  
660032\_80 Blue

XS, S, M, L, XL, 2XL, 3XL

- Lynx Active Jersey long sleeve shirt will keep you comfortable and protected from the top of the mountain down to the trails and in different activities
- Comfortable, technical fabric keeps you dry and prevents from overheating.
- Comfortable, technical fabric
- Perfect riding fit
- Technical collar construction
- Mesh provides high ventilation
- Longer back for perfect coverage



NEW

### LYNX ACTIVE PANTS

651136\_90 Black  
651136\_09 Grey

XS, S, M, L, XL, 2XL, 3XL

- Lynx Active pants for all-purpose use, for example cycling, hiking and trail running.
- Dirt and water-repellent, breathable
- Stretch softshell fabric with elastic panels
- Pre-shaped fit for optimal ride comfort and use with knee pads
- Tapered fitting
- Zipped pockets & full length side zippers to be used for ventilation also



NEW

### LYNX ACTIVE CAP

665287\_09 Grey  
665287\_12 Orange

Onesize

- Light weight cap for off-season activities.

## HANDWEAR



NEW

**LYNX ACTIVE GLOVES**

660047\_94 Black with Graphics  
S, M, L, XL, 2XL, 3XL

- A lightweight glove without insulation for warm weather riding or for hand protection during short stops.
- Perfect for off-season activities as well.

**LYNX QUANTUM 2.0 GLOVES STX**

666044\_90 Black  
XS, S, M, L, XL, 2XL

- Sympatex insert with 100% waterproof, windproof and breathability.
- Full leather fingers and palm for perfect fit and feel.
- 2 layer Shell fabric with Sympatex insert.
- Thinsulate (40g) insulation.
- Micro Active lining.
- Full leather fingers.
- Powder Cuff, Wristband, Stopper system.
- Pull and penetrate loop.

**LYNX QUANTUM LITE GLOVES**

666041\_90 Black  
XS, S, M, L, XL, 2XL, 3XL

- Gloves for high-activity riding in warm conditions.
- Lightweight, windproof warmth, and ultimate breathability.
- Genuine Goat leather palm with grip reinforcement.
- Waterguard membrane.
- Adjustable Velcro tab at wrist.

**LYNX STAMINA 2.0 GLOVES**

666045\_90 Black  
XS, S, M, L, XL, 2XL, 3XL

- Waterproof and breathable gloves with durable shell material.
- Warm PrimaLoft insulation.
- Pre-curved shape for optimal fit.
- Long, adjustable gauntlet.
- Hanging loops.

**LYNX STAMINA MITTEN**

666042\_90 Black  
XS, S, M, L, XL, 2XL

- Leather palm with grip reinforcement.
- Waterproof, windproof and breathable glove insert.
- Antibacterial, stay-dry moisture management lining.
- Down-insulated on back of hand for superior warmth.

**LYNX SQUADRON NYLON GLOVES**

666046\_90 Black  
XS, S, M, L, XL, 2XL, 3XL

- Waterproof, windproof and breathable glove insert
- Naturally moisture-wicking and antimicrobial wool blend lining
- Box fingertips to avoid air infiltration
- Grip control technology for a better grip in palm
- Touch screen index finger
- Visor wiper
- Top hand: 200 g PrimaLoft® Gold
- Palm: 133 g PrimaLoft® grip control.

## SPORTSWEAR FLEECE



NEW

## LYNX WARM FLEECE JACKET

659140\_16 Dark Navy  
S, M, L, XL, 2XL, 3XL

- Retro design and great durability
- Hand warming pockets
- Chest pocket
- Integrated hand gaiters
- Protective collar



NEW

## LYNX WARM FLEECE JACKET W

659141\_16 Dark Navy  
XS, S, M, L, XL, 2XL

- Retro design and great durability
- Hand warming pockets & chest pocket
- Integrated hand gaiters
- Protective collar



NEW

## LYNX RE FLEECE JACKET

659142\_90 Black  
659142\_07 Charcoal Grey  
XS, S, M, L, XL, 2XL, 3XL

- Moisture-wicking fabric.
- 2 zippered hand pockets.
- Large sponsors' logo prints on sleeves and shoulders.



## LYNX LOGO FLEECE JACKET

659111\_90 Black  
659111\_30 Red  
XS, S, M, L, XL, 2XL, 3XL

- Mid weight microfleece excellent for warmth as a second layer.
- Moisture-wicking fabric.
- 2 zippered hand pockets.



## LYNX LOGO FLEECE JACKET W

659112\_09 Grey  
659112\_30 Red  
XS, S, M, L, XL, 2XL

- Mid weight microfleece excellent for warmth as a second layer.
- Moisture-wicking fabric.
- 2 zippered hand pockets.

## SIGNATURE COLLECTION



NEW

### LYNX SIGNATURE ZIP HOODIE

- 659127\_90 Black  
659127\_07 Charcoal Grey  
659127\_27 Heather Grey  
XS, S, M, L, XL, 2XL, 3XL
- Heavy weight fleece for maximum warmth.
  - Printed logos.
  - 2 Hip pockets.
  - Thumb hole.
  - Sizes XS-3XL



NEW

### LYNX SIGNATURE ZIP HOODIE W

- 659128\_27 Heather Grey  
659128\_07 Charcoal Grey  
659128\_29 Heather Charcoal  
XS, S, M, L, XL, 2XL
- Heavy weight fleece for maximum warmth.
  - Printed logos.
  - 2 Hip pockets.
  - Thumb hole.



NEW

### LYNX SIGNATURE LS SHIRT W

- 660037\_90 Black  
660037\_29 Heather Charcoal  
XS, S, M, L, XL, 2XL
- Crew neck long sleeves T-Shirt



NEW

### LYNX SIGNATURE LS SHIRT

- 660038\_90 Black  
660038\_29 Heather Charcoal  
XS, S, M, L, XL, 2XL, 3XL
- Crew neck long sleeves T-Shirt



NEW

### LYNX SIGNATURE T-SHIRT

- 662094\_90 Black  
662094\_30 Red  
XS, S, M, L, XL, 2XL, 3XL



NEW

### LYNX SIGNATURE KNIT

- 660039\_90 Black  
S, M, L, XL, 2XL, 3XL
- Lynx heritage spirited knit for casual days.
  - Sweater made of 60% cotton and 40% acrylic materials.
  - Round neckline
  - Rib hem and cuffs
  - Lynx heritage patch on chest

NEW

### LYNX SIGNATURE PLAID SHIRT

- 660033\_30 Red  
S, M, L, XL, 2XL, 3XL
- Warm and comfortable Flannel shirt for casual days
  - 4-hole plastic side engraved button.
  - Corduroy inside stand collar.

## HOODIES & T-SHIRTS



NEW

### "LIMITED EDITION" LYNX RIDER HOODIE

659130\_90 Black  
XS, S, M, L, XL, 2XL, 3XL  
• Kangaroo pocket



NEW

### LYNX RE ZIP HOODIE

659131\_90 Black  
659131\_06 Fire Red  
XS, S, M, L, XL, 2XL, 3XL  
• Heavy weight fleece for maximum warmth.  
• Printed logos.  
• 2 Hip pockets.  
• Thumb hole.



### LYNX LOGO T-SHIRT

662092\_90 Black  
662092\_06 Fire Red  
XS, S, M, L, XL, 2XL, 3XL  
T-shirt with Lynx origin/Roots print.



### LYNX SQUADRON HOODIE W

659105\_09 Grey  
X, S, M, L, XL, 2XL  
Lynx hoodie with kangaroo pocket and ladies fit.



NEW

### "LIMITED EDITION" LYNX RIDER T-SHIRT

662095\_90 Black  
XS, S, M, L, XL, 2XL, 3XL



NEW

### LYNX RE T-SHIRT

662096\_90 Black  
XS, S, M, L, XL, 2XL, 3XL



### LYNX LOGO T-SHIRT W

662093\_90 Black  
662093\_06 Fire Red  
XS, S, M, L, XL, 2XL  
T-shirt with Lynx origin/Roots print.



### LYNX LOGO ZIP HOODIE

659103\_09 Grey  
X, S, M, L, XL, 2XL  
Hoodie with visible Lynx design and ladies fit.



NEW

### "LIMITED EDITION" LYNX BEAST T-SHIRT

662097\_90 Black  
XS, S, M, L, XL, 2XL, 3XL



### LYNX RE T-SHIRT

662091\_90 Black  
XS, S, M, L, XL, 2XL, 3XL



### LYNX SQUADRON T-SHIRT

662089\_09 Grey  
X, S, M, L, XL, 2XL  
Trendy T-shirt with Lynx slogan and ladies fit.

## HEADWEAR



NEW

### LYNX REVERSIBLE BEANIE

665300\_14 Autumn Red  
665300\_90 Black  
665300\_83 Royal Blue  
665291\_90 Black  
665291\_07 Charcoal Grey  
665291\_06 Fire Red  
Onesize  
• 2 in 1 reversible beanie.  
• Knit in Lynx logos.



NEW

### "LIMITED EDITION" LYNX RIDER CAP

665298\_90 Black  
Onesize  
• Trendy Cap with Lynx limited edition graphics.



NEW

### LYNX STAMINA FUR HAT

665295\_90 Black  
S/M, L/XL  
• Insulated hat for optimized warmth.  
• 4 way stretch softshell.  
• Lined with frosted fake fur.



NEW

### LYNX SIGNATURE BEANIE

665301\_90 Black  
665301\_13 Coral  
665301\_27 Heather Grey  
Onesize  
• Lifestyle hat with Pom-Pom and woven Lynx logo.  
• Knitted hat with micro fleece lining.



NEW

### LYNX RE CAP

665296\_90 Black  
665296\_06 Fire Red  
Onesize



### LYNX FUR HAT

665278\_90 Black  
L/XL



NEW

### LYNX URBAN BEANIE

665299\_90 Black  
665299\_27 Heather Grey  
665299\_74 Teal  
665299\_28 Whiskey  
Onesize  
• Lifestyle beanie with the Lynx Cypher logo.  
• Foldover cuff.



NEW

### LYNX SIGNATURE CAP

665297\_90 Black  
665297\_30 Red  
Onesize



### LYNX TECH THIN BEANIE

665285\_39 Raspberry  
Onesize  
• Light technical fleece beanie.  
• 100% stretch polyester

### LYNX BASIC BALACLAVA

665104\_90 Black  
Onesize  
• Antibacterial material with Anti-itching seams  
• 91% Polyester, 9% Spandex, brushed inner layer.

## FOOTWEAR



### TEC+ BOOTS

444253\_90 Black

5, 6, 7, 8, 9, 10, 11, 12, 13

- Tec + Boots with moisture-wicking inner liner material.
- Improved comfort and flex
- Removable insole.
- Unisex, smaller sizes added for ladies.
- Kevlar reinforced laces.
- 600 g PrimaLoft ECO FOOTWEAR insulation for maximum comfort.
- Leather outer layer incorporates HydroGuard+ waterproof membrane.
- Tapered rear shape for better achilles and ankle support.
- Abrasion and impact resistant ice breaker toe piece.
- Aggressive, durable anti-slip outsole for running board traction.



### TEC+ REC BOOTS

444240\_90 Black

5, 6, 7, 8, 9, 10, 11, 12, 13

- Tec + Rec Boots with Tough abrasion resistant leather outer.
- Breathable waterproof membrane.
- Limit of comfort temperature range: -40°C to -50°C\*.
- Rugged ultra-grip outsole design.
- Removable/inner liner.



### LADIES' TEC+ REC BOOTS

444241\_90 Black

6, 7, 8, 9, 10

- Ladies' Tec + Rec boots with Tough abrasion resistant leather outer.
- Breathable waterproof membrane.
- Limit of comfort temperature range: -40°C to -50°C\*.
- Rugged ultra-grip outsole design.
- Removable/inner liner.

## SOCKS



### LYNX COMPRESSION SOCKS

667011\_94 Black with Graphics

S, M, L, XL

- Merino blend.



### LYNX THERMAL SOCKS

667012\_94 Black with Graphics

S, M, L, XL

- Merino blend.

## BACKCOUNTRY ACCESS



**NEW**

### LYNX BCA DOZER 2H-S SHOVEL WITH SAW

669170\_33 Brick Red  
Onesize

The BCA Dozer 2H-S shovel is the granddaddy of the shovel line, with hoe mode to provide added efficiency.

Sled-specific extendable shovel with, stowablesaw in handle, hoe-mode and extendable saw mode.

Replaces D-2 shovel with:

- + Extended saw handle mode
- + Use shovel in hoe mode and saw together
- + 150% saw cutting speed



**NEW**

### LYNX BCA FLOAT 25 TURBO AIRBAG

669171\_07 Charcoal Grey  
Onesize

**NEW COLOR!**

If you are a backcountry snowmobiler, this BCA Float 25 Turbo Avalanche Airbag 2.0 pack is for you. The avalanche airbag is designed for backcountry riding. Creating buoyancy and helping you float to the surface during the avalanche. All BCA Float packs include integration for BC Link™ Radios, hydration sleeve, dual-zippered shoulder straps, and molded back panel.



### LYNX BCA FLOAT 2.0 CYLINDER PI

669131\_80 Blue  
Onesize

- Refillable air cylinder to BCA Float 25 Turbo Backpack.



### BCA TRACKER 4 TRANSCEIVER

669161\_90 Black  
Onesize

- TRACKER4™ Upholding the Tracker tradition.
- Rubberized overmolded case, larger LED display, and the same tracker interface that basically makes it impossible not to find your companion.
- Signal suppression and Big Picture modes for no-nonsense multiple victim searching.
- Motion-sensing auto revert-to-transmit mode.
- Upgradable software and electronics performance testing for fleet management.
- Weight: 7.6 oz / 215 g including batteries, not harness.
- Dimensions: 4.7" x 3.0" x 1.0" / 12 cm x 7.5 cm x 2.6 cm.
- Frequency: 457 kHz.
- Includes three AAA alkaline batteries & harness
- 5 years limited warranty



### LYNX BCA STEALTH 270 PROBE

669134\_12 Orange  
Onesize

- Lynx BCA probe features depthmarkings that are easy to see when you're performing a rescue or logging a snow profile.



### LYNX BC LINK 2.0 EU

669157\_90 Black  
Onesize

- The BC Link™ Two-Way Radio 2.0 is our next generation radio with 2 Watts of power for increased usable range. Smart Mic grill is impervious to packing with snow. On/off/channel selection dial switch is protected from inadvertent channel changing.
- Comes with long-lasting built-in rechargeable lithium-ion battery, durable cord/base unit, and new battery percentage power display.
- Integrates into all Float avalanche airbag and Stash backpacks.
- Find separated friends, communicate plans, stick your line, and share observations in real-time with the BC Link group communication system.
- The Smart Mic user interface is located at your fingertips: to change settings, no need to dig the radio from your pack.
- Long battery life even in cold temperatures
- Link 2.0 improves on our current system, with more power, more durability, and more weather resistance.

## BAGS

**LYNX BCA STASH 30 BACKPACK**

669154\_90 Black  
669154\_35 Burgundy

Onesize

- Lynx BCA Stash backpack is technical and rugged.
- Stash backpack includes freeze proof Stash hydration sleeve and is compatible with BC Link™ group communication system 210 denier ripf-stop nylon / 420 denier oxford nylon

**LYNX ROLLER GEAR BAG BY OGIO**

668116\_90 Black

Onesize

- Top zippered wet/dry pocket
- Large main compartment with easy access opening to all gear
- Large end boot pocket
- Fold out changing mat
- Telescoping pull handle
- Heavy duty SKID chassis with easy glide wheels
- Lynx and Ogio branded
- 31.5"l x 16"w x 18"d
- 139 L
- 4.4 Kg
- 900D with eco friendly PVC backing

**LYNX DUFFLE BACKPACK BY OGIO**

668119\_90 Black

Onesize

- Large main compartment with U-shaped zipper for easy access
- Shoulder harness with built in grab handles
- Mesh water bottle holder
- Dimensions:  
62cm L x 29cm W x 26cm D  
45L Capacity, 0.82kg  
600D Poly x 420D Poly



## KIDSWEAR



### LYNX SQUADRON KIDS OPS

657007\_77 Army Green  
4, 6, 8, 10

- Lynx Squadron Kids OPS is developed together with kids.
- Thermal loft insulation is a perfect choice for riding and playing in the snow
- RPM Max Shell for moisture management
- All seams sealed
- Front closure and pockets with waterproof YKK zippers
- Adjustable waist



### LYNX JUNIOR BOOTS

667111\_90 Black  
1, 2, 3, 4, 5, 6

- Unisex boots
- Waterproof
- Rubber outline
- 6mm thick removable liner
- Height: 12" (30.5 cm)
- Comfort-rated to -61°F (-52 °C)



NEW

### LYNX SIGNATURE JUNIOR HOODIE

661016\_36 Pink  
661016\_83 Royal Blue  
5-6, 7-8, 10-12, 14-16

- Heavy weight fleece for maximum warmth.



### LYNX LOGO FLEECE JACKET JUNIOR

661015\_90 Black  
661015\_30 Red  
5-6, 7-8, 10-12, 14-16

- Mid weight microfleece excellent for warmth as a second layer.
- Moisture-wicking fabric.



NEW

### LYNX KIDS BEANIE

665293\_90 Black  
665293\_27 Heather Grey  
Onesize

- Knitted hat with micro fleece lining.



### LYNX LOGO T-SHIRT JUNIOR

663003\_90 Black  
663003\_06 Fire Red  
5-6, 7-8, 10-12, 14-16

T-shirt with Lynx origin/Roots print.



### LYNX SQUADRON MITTEN KIDS

666043\_90 Black  
6-8, 10-12, 14-16

- Waterproof and breathable membrane.
- Drawstring closure.
- Adjustable hook and loop web strap with slip keep.
- Micropolyester lining with Microban anti-microbial product protection.
- Heat pack pocket built into inner mitt lining.
- Shell: Nylon, Polyurethane, Stretch Polyester
- Insulation: Top hand: 240 g Thermal Loft
- Palm: 140 g Thermal Loft

# HOW TO MEASURE

95

**HEIGHT:** without shoes, standing with heels and back against a wall.

**HEAD:** around your head, from the center of the forehead, above the ears and over the natural bump at the back of the head.

**ARM LENGTH:** let the hands hang down on the side in a slightly bent position. Measure from the center of the back of your neck, along the length of your arm, to the wrist.

**CHEST:** measure under your arm, around the fullest part of your chest.

**WAIST:** immediately below the lowest rib.

**HIPS:** across the fullest part of the seat.

**INSEAM:** without shoes, from crotch to the floor.

**GLOVES:** Measure palm width.

**BOOTS:** Foot length from heel to toe.

- For best results, have someone else take measurements.
- Measure body in underwear.
- Tape must be snug but not tight.
- If measurements fall between two sizes, order the larger size.

## SIZING CHART

### MEN'S

	XXS	XS	S	M	L	XL	2XL	3XL	4XL	5XL
Chest		84 - 89	89 - 94	94 - 102	102 - 112	112 - 122	122 - 132	132 - 142	142 - 150	150 - 160
Waist		69 - 74	74 - 79	79 - 86	86 - 97	97 - 107	107 - 117	117 - 127	127 - 135	135 - 158
Hips (Seat)		84 - 89	89 - 94	94 - 102	102 - 112	112 - 122	122 - 132	132 - 142	142 - 150	150 - 173
Arm Length		76 - 79	79 - 81	81 - 84	84 - 86	86 - 89	89 - 91	91 - 93	93 - 95	95 - 97
Inseam		79 - 81	81 - 83	83 - 85	85 - 87	87 - 89	89 - 91	91 - 93	93 - 95	95 - 97

### LADIES'

	XXS	XS	S	M	L	XL	2XL	3XL
Chest		81 - 86	86 - 91	91 - 97	97 - 107	107 - 114	114 - 124	124 - 134
Waist		61 - 66	66 - 71	71 - 76	76 - 86	86 - 94	94 - 104	104 - 114
Hips (Seat)		86 - 91	91 - 97	97 - 102	102 - 112	112 - 119	119 - 132	132 - 140
Arm Length		79	79 - 81	81	81 - 84	84	84 - 86	86
Inseam		76	76	76	76	76	76	76

### KIDS & TEEN

	2	3	4	5	6	7	8	10	12	14	16
Height	0.92	1	1	1.16	1.24	1.28	1.37	1.46	1.56	1.58	1.68
Chest	53	56	58	61	64	66	69	72	76	80	84
Waist	51	52	53	55	56	57	58	61	64	66	69
Hips (Seat)	53	56	58	61	64	66	69	72	76	80	84
Arm Length	39	43	47	51	55	58	62	72	76	80	84
Inseam	34	39	44	50	53	58	62	67	71	75	79

### HELMETS

	XS	S	M	L	XL	2XL	3XL
Men & Ladies							
Hat Size	6 <sup>5</sup> / <sub>8</sub> - 6 <sup>3</sup> / <sub>4</sub>	6 <sup>7</sup> / <sub>8</sub> - 7	7 <sup>1</sup> / <sub>8</sub> - 7 <sup>1</sup> / <sub>4</sub>	7 <sup>3</sup> / <sub>8</sub> - 7 <sup>1</sup> / <sub>2</sub>	7 <sup>5</sup> / <sub>8</sub> - 7 <sup>3</sup> / <sub>4</sub>	7 <sup>7</sup> / <sub>8</sub> - 8	8 <sup>1</sup> / <sub>8</sub> - 8 <sup>1</sup> / <sub>4</sub>
Head (cm)	53 - 54	55 - 56	57 - 58	59 - 60	61 - 62	63 - 64	65 - 66
Junior		49 - 50	51 - 52	53 - 54			

### GLOVES Measure Palm Width

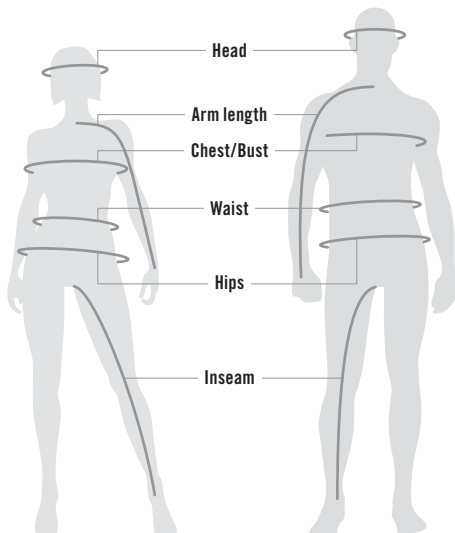
	XS	S	M	L	XL	2XL	3XL
Men							
cm	7 <sup>1</sup> / <sub>2</sub>	8	9	10	11 <sup>1</sup> / <sub>2</sub>	13	14
Ladies							
cm	6	7	8	9	10	11 <sup>1</sup> / <sub>2</sub>	-

### SOCKS

	Men		Ladies		Kids	
	M	L	S	M	S/M	L/XL
	6-9 <sup>1</sup> / <sub>2</sub>	10-13	4-8	8 <sup>1</sup> / <sub>2</sub> -12	9 <sup>1</sup> / <sub>2</sub> -12 <sup>1</sup> / <sub>2</sub>	13-3

### BOOTS

	Men									Ladies					Kids					
	5	6	7	8	9	10	11	12	13	6	7	8	9	10	1	2	3	4	5	6
EU-Unisex Shoes Size	37	38	39.5	41	42	43	44.5	46	47	35.5	37	38	39.5	41	32	33	34	35.5	37	38
Foot (cm)	23	24	24.5	25.5	26.5	27	28	29	29.5	22	23	24	24.5	25.5	19.5	20.5	21.5	22	23	24



## WHAT CODE REPRESENTS YOUR SIZE?

- 1 Find your size.
- 2 The corresponding code is THE CODE you use to complete the part number on your order.  
Example: 440 227\_\_\_\_90  
Size: M = code "06", Therefore 440 227 **06** 90

SIZE	CODE	SIZE	CODE	SIZE	CODE
One Size	00	1	20	13	33
XXS	01	2	21	14	34
XS	02	3	22	16	35
S	04	4	23	3-4	79
M	06	5	24	5-6	52
L	09	6	25	6-8	48
XL	12	7	27	7-8	54
2XL	14	8	28	10-12	49
3XL	16	9	29	14-16	50
4XL	18	10	30	S/M	72
		11	31	M/L	91
		12	32	L/XL	73

EXPLORE AN ENTIRE WORLD OF ADVENTURE WITH ALL OF OUR BRP PRODUCTS. **BRP.COM**



**ski-doo LYNX SEA-DOO Can-Am ROTAX ALUMAcraft Manitou Evinrude**

---